

INTERNATIONAL STANDARD

NORME INTERNATIONALE



**Industrial communication networks – Fieldbus specifications –
Part 1: Overview and guidance for the IEC 61158 and IEC 61784 series**

**Réseaux de communication industriels – Spécifications des bus de terrain –
Partie 1: Vue d'ensemble et recommandations pour les séries IEC 61158 et
IEC 61784**



THIS PUBLICATION IS COPYRIGHT PROTECTED

Copyright © 2019 IEC, Geneva, Switzerland

All rights reserved. Unless otherwise specified, no part of this publication may be reproduced or utilized in any form or by any means, electronic or mechanical, including photocopying and microfilm, without permission in writing from either IEC or IEC's member National Committee in the country of the requester. If you have any questions about IEC copyright or have an enquiry about obtaining additional rights to this publication, please contact the address below or your local IEC member National Committee for further information.

Droits de reproduction réservés. Sauf indication contraire, aucune partie de cette publication ne peut être reproduite ni utilisée sous quelque forme que ce soit et par aucun procédé, électronique ou mécanique, y compris la photocopie et les microfilms, sans l'accord écrit de l'IEC ou du Comité national de l'IEC du pays du demandeur. Si vous avez des questions sur le copyright de l'IEC ou si vous désirez obtenir des droits supplémentaires sur cette publication, utilisez les coordonnées ci-après ou contactez le Comité national de l'IEC de votre pays de résidence.

IEC Central Office
3, rue de Varembe
CH-1211 Geneva 20
Switzerland

Tel.: +41 22 919 02 11
info@iec.ch
www.iec.ch

About the IEC

The International Electrotechnical Commission (IEC) is the leading global organization that prepares and publishes International Standards for all electrical, electronic and related technologies.

About IEC publications

The technical content of IEC publications is kept under constant review by the IEC. Please make sure that you have the latest edition, a corrigendum or an amendment might have been published.

IEC publications search - webstore.iec.ch/advsearchform

The advanced search enables to find IEC publications by a variety of criteria (reference number, text, technical committee,...). It also gives information on projects, replaced and withdrawn publications.

IEC Just Published - webstore.iec.ch/justpublished

Stay up to date on all new IEC publications. Just Published details all new publications released. Available online and once a month by email.

IEC Customer Service Centre - webstore.iec.ch/csc

If you wish to give us your feedback on this publication or need further assistance, please contact the Customer Service Centre: sales@iec.ch.

Electropedia - www.electropedia.org

The world's leading online dictionary on electrotechnology, containing more than 22,000 terminological entries in English and French, with equivalent terms in 16 additional languages. Also known as the International Electrotechnical Vocabulary (IEV) online.

IEC Glossary - std.iec.ch/glossary

67,000 electrotechnical terminology entries in English and French extracted from the Terms and Definitions clause of IEC publications issued since 2002. Some entries have been collected from earlier publications of IEC TC 37, 77, 86 and CISPR.

A propos de l'IEC

La Commission Electrotechnique Internationale (IEC) est la première organisation mondiale qui élabore et publie des Normes internationales pour tout ce qui a trait à l'électricité, à l'électronique et aux technologies apparentées.

A propos des publications IEC

Le contenu technique des publications IEC est constamment revu. Veuillez vous assurer que vous possédez l'édition la plus récente, un corrigendum ou amendement peut avoir été publié.

Recherche de publications IEC -

webstore.iec.ch/advsearchform

La recherche avancée permet de trouver des publications IEC en utilisant différents critères (numéro de référence, texte, comité d'études,...). Elle donne aussi des informations sur les projets et les publications remplacées ou retirées.

IEC Just Published - webstore.iec.ch/justpublished

Restez informé sur les nouvelles publications IEC. Just Published détaille les nouvelles publications parues. Disponible en ligne et une fois par mois par email.

Service Clients - webstore.iec.ch/csc

Si vous désirez nous donner des commentaires sur cette publication ou si vous avez des questions contactez-nous: sales@iec.ch.

Electropedia - www.electropedia.org

Le premier dictionnaire d'électrotechnologie en ligne au monde, avec plus de 22 000 articles terminologiques en anglais et en français, ainsi que les termes équivalents dans 16 langues additionnelles. Egalement appelé Vocabulaire Electrotechnique International (IEV) en ligne.

Glossaire IEC - std.iec.ch/glossary

67 000 entrées terminologiques électrotechniques, en anglais et en français, extraites des articles Termes et Définitions des publications IEC parues depuis 2002. Plus certaines entrées antérieures extraites des publications des CE 37, 77, 86 et CISPR de l'IEC.



IEC 61158-1

Edition 2.0 2019-04

INTERNATIONAL STANDARD

NORME INTERNATIONALE



**Industrial communication networks – Fieldbus specifications –
Part 1: Overview and guidance for the IEC 61158 and IEC 61784 series**

**Réseaux de communication industriels – Spécifications des bus de terrain –
Partie 1: Vue d'ensemble et recommandations pour les séries IEC 61158 et
IEC 61784**

INTERNATIONAL
ELECTROTECHNICAL
COMMISSION

COMMISSION
ELECTROTECHNIQUE
INTERNATIONALE

ICS 25.040.40; 33.040.40; 35.100.05

ISBN 978-2-8322-7953-3

**Warning! Make sure that you obtained this publication from an authorized distributor.
Attention! Veuillez vous assurer que vous avez obtenu cette publication via un distributeur agréé.**

CONTENTS

FOREWORD.....	6
1 Scope.....	8
2 Normative references	8
3 Terms, definitions and abbreviated terms	8
3.1 Terms and definitions.....	8
3.2 Abbreviations.....	9
4 Guidelines for implementers and users	9
4.1 Background and purpose	9
4.2 Supported options.....	10
4.3 Benefits from using a common and formal style	10
5 Concept of the IEC 61158 series	11
6 Mapping onto the OSI Basic Reference Model	13
6.1 Overview.....	13
6.2 Physical layer service and protocol	14
6.3 Data-link layer service	14
6.4 Data-link layer protocol	15
6.5 Application layer service	16
6.6 Application layer protocol	16
7 Structure of IEC 61158 and IEC 61784 series.....	17
7.1 The IEC 61158 physical layer	17
7.2 The IEC 61158 data-link layer	17
7.3 The IEC 61158 application layer	18
7.4 IEC 61784-1 and IEC 61784-2 fieldbus profiles	18
7.5 IEC 61784-3 functional safety communication profiles.....	23
7.5.1 General	23
7.5.2 General concepts and technology-specific profiles.....	23
7.5.3 Assessment Guideline	25
7.6 IEC 61784-5 installation profiles	25
7.7 Communication profiles for wireless communication networks.....	27
8 Brief summary of the characteristics of service and protocol for each fieldbus type	28
8.1 Summary of the physical layer service and protocol characteristics.....	28
8.1.1 Type 1: media.....	28
8.1.2 Type 2: Coaxial wire and optical media.....	28
8.1.3 Type 3: Twisted-pair wire and optical media	28
8.1.4 Type 4: Wire medium.....	29
8.1.5 Type 5: Wire and optical media.....	29
8.1.6 Type 6: Void	29
8.1.7 Type 7: Wire and optical media.....	29
8.1.8 Type 8: Twisted-pair wire and optical media	29
8.1.9 Type 9: Wire and optical media.....	29
8.1.10 Type 10: Wire, optical media and wireless	29
8.1.11 Type 11: Wire and optical media.....	29
8.1.12 Type 12: Wire and optical media.....	29
8.1.13 Type 13: Wire and optical media.....	29
8.1.14 Type 14: Wire and optical media.....	29
8.1.15 Type 15: Wire and optical media.....	30

8.1.16	Type 16: Optical media	30
8.1.17	Type 17: Wire and optical media	30
8.1.18	Type 18: Media	30
8.1.19	Type 19: Wire and optical media	30
8.1.20	Type 20	30
8.1.21	Type 21: Wire and optical media	30
8.1.22	Type 22: Wire and optical media	30
8.1.23	Type 23: Wire and optical media	30
8.1.24	Type 24: Twisted-pair wire media	30
8.1.25	Type 25:	30
8.1.26	Type 26: Wire and optical media	30
8.2	Summary of data-link layer service characteristics	31
8.3	Summary of data-link layer protocol characteristics	32
8.4	Summary of application layer service characteristics	34
8.5	Summary of application layer protocol characteristics	35
9	Application layer service description concepts	38
9.1	Overview	38
9.2	Architectural relationships	38
9.2.1	Relationship to the application layer of the OSI Basic Reference Model	38
9.2.2	Relationships to other fieldbus entities	39
9.3	Fieldbus application layer structure	40
9.3.1	Overview	40
9.3.2	Fundamental concepts	41
9.3.3	Fieldbus application processes	41
9.3.4	Application process objects	45
9.3.5	Application entities	47
9.3.6	Fieldbus application service elements	47
9.3.7	Application relationships	51
9.4	Fieldbus application layer naming and addressing	53
9.4.1	General	53
9.4.2	Identifying objects accessed through the FAL	53
9.4.3	Addressing APs accessed through the FAL	54
9.5	Architecture summary	54
9.6	Notional FAL service procedures	55
9.6.1	Notional FAL confirmed service procedures	55
9.6.2	Notional FAL unconfirmed service procedures	55
9.7	Common FAL attributes	56
9.8	Common FAL service parameters	56
9.9	APDU size	57
10	Data type ASE	57
10.1	Overview	57
10.1.1	General	57
10.1.2	Overview of basic types	58
10.1.3	Overview of fixed-length types	59
10.1.4	Overview of constructed types	59
10.1.5	Specification of user-defined data types	59
10.1.6	Transfer of user data	59
10.2	Formal definition of data type objects	60
10.2.1	Data type class	60

11	Fieldbus system requirements	61
11.1	General.....	61
11.2	Industrial control network	62
11.3	Communication between industrial control networks and other networks	62
11.4	Quality of service features of an industrial control network	62
11.4.1	General	62
11.4.2	Control data transfer mechanisms	63
11.5	Special requirements for wireless networks.....	64
Annex A	(informative) Trade name declarations	65
Annex B	(informative) Media selection for fieldbus systems	68
B.1	General.....	68
B.2	Cabled media.....	68
B.3	Wireless media	68
B.4	Media needing special consideration.....	68
B.5	Performance characteristics of open and public networks	68
B.5.1	Public network types.....	68
B.5.2	Performance characteristics of public networks	69
Bibliography	70
Figure 1	– Example of a fieldbus system	11
Figure 2	– Concept of DL/AL to separate service and protocol parts	12
Figure 3	– Basic fieldbus reference model	13
Figure 4	– General model of physical layer	14
Figure 5	– Relationship of the Data-link layer to other fieldbus layers and to users of the fieldbus data-link service.....	15
Figure 6	– Relationship of the fieldbus Application layer to other fieldbus layers and to users of the fieldbus application service.....	16
Figure 7	– Structure of communication profile families	20
Figure 8	– Example of a CPF structure	21
Figure 9	– Document structure of IEC 61918 and the CPF specific part of IEC 61784-5	27
Figure 10	– Relationship to the OSI Basic Reference Model	39
Figure 11	– Architectural positioning of the fieldbus application layer.....	39
Figure 12	– Client/server interactions.....	42
Figure 13	– Pull model interactions	43
Figure 14	– Push model interactions	44
Figure 15	– APOs services conveyed by the FAL	45
Figure 16	– Application entity structure	47
Figure 17	– Example FAL ASEs	49
Figure 18	– FAL management of objects	49
Figure 19	– ASE service conveyance	50
Figure 20	– Defined and established AREPs	53
Figure 21	– FAL architectural components	54
Figure 22	– Data-type class hierarchy example	58

Table 1 – OSI and IEC 61158 layers	13
Table 2 – CPF, CP, and type relations	22
Table 3 – Types of timeliness defined for publisher/subscriber interactions.....	44
Table A.1 – Trade names of CPFs and CPs	65

iTeh STANDARD PREVIEW **(standards.iteh.ai)**

[IEC 61158-1:2019](https://standards.iteh.ai/catalog/standards/sist/c7a3b5ea-08b5-4084-aedd-37e774c9d686/iec-61158-1-2019)

<https://standards.iteh.ai/catalog/standards/sist/c7a3b5ea-08b5-4084-aedd-37e774c9d686/iec-61158-1-2019>

INTERNATIONAL ELECTROTECHNICAL COMMISSION

**INDUSTRIAL COMMUNICATION NETWORKS –
FIELD BUS SPECIFICATIONS –****Part 1: Overview and guidance for the IEC 61158 and IEC 61784 series****FOREWORD**

- 1) The International Electrotechnical Commission (IEC) is a worldwide organization for standardization comprising all national electrotechnical committees (IEC National Committees). The object of IEC is to promote international co-operation on all questions concerning standardization in the electrical and electronic fields. To this end and in addition to other activities, IEC publishes International Standards, Technical Specifications, Technical Reports, Publicly Available Specifications (PAS) and Guides (hereafter referred to as "IEC Publication(s)"). Their preparation is entrusted to technical committees; any IEC National Committee interested in the subject dealt with may participate in this preparatory work. International, governmental and non-governmental organizations liaising with the IEC also participate in this preparation. IEC collaborates closely with the International Organization for Standardization (ISO) in accordance with conditions determined by agreement between the two organizations.
- 2) The formal decisions or agreements of IEC on technical matters express, as nearly as possible, an international consensus of opinion on the relevant subjects since each technical committee has representation from all interested IEC National Committees.
- 3) IEC Publications have the form of recommendations for international use and are accepted by IEC National Committees in that sense. While all reasonable efforts are made to ensure that the technical content of IEC Publications is accurate, IEC cannot be held responsible for the way in which they are used or for any misinterpretation by any end user.
- 4) In order to promote international uniformity, IEC National Committees undertake to apply IEC Publications transparently to the maximum extent possible in their national and regional publications. Any divergence between any IEC Publication and the corresponding national or regional publication shall be clearly indicated in the latter.
- 5) IEC itself does not provide any attestation of conformity. Independent certification bodies provide conformity assessment services and, in some areas, access to IEC marks of conformity. IEC is not responsible for any services carried out by independent certification bodies.
- 6) All users should ensure that they have the latest edition of this publication.
- 7) No liability shall attach to IEC or its directors, employees, servants or agents including individual experts and members of its technical committees and IEC National Committees for any personal injury, property damage or other damage of any nature whatsoever, whether direct or indirect, or for costs (including legal fees) and expenses arising out of the publication, use of, or reliance upon, this IEC Publication or any other IEC Publications.
- 8) Attention is drawn to the Normative references cited in this publication. Use of the referenced publications is indispensable for the correct application of this publication.
- 9) Attention is drawn to the possibility that some of the elements of this IEC Publication may be the subject of patent rights. IEC shall not be held responsible for identifying any or all such patent rights.

Attention is drawn to the fact that the use of some of the associated protocol types is restricted by their intellectual-property-right holders. In all cases, the commitment to limited release of intellectual-property-rights made by the holders of those rights permits a layer protocol type to be used with other layer protocols of the same type, or in other type combinations explicitly authorized by their respective intellectual property right holders.

NOTE Combinations of protocol types are specified in IEC 61784-1 and IEC 61784-2.

International Standard IEC 61158 1 has been prepared by subcommittee 65C: Industrial networks, of IEC technical committee 65: Industrial-process measurement, control and automation.

This bilingual version (2020-03) corresponds to the monolingual English version, published in 2019-04.

This second edition cancels and replaces the first edition published in 2014. This edition constitutes a technical revision.

This edition includes the following significant changes with respect to the previous edition:

- updates of the references to and information about the IEC 61158 series, IEC 61784-1, IEC 61784-3, IEC 61784-5 series and IEC 61918 throughout the document;
- new Type 25 and the related profile family CPF 20;
- new Type 26 and the related profile family CPF 21.

The text of this International Standard is based on the following documents:

FDIS	Report on voting
65C/944/FDIS	65C/953/RVD

Full information on the voting for the approval of this International Standard can be found in the report on voting indicated in the above table.

The French version of this standard has not been voted upon.

This document has been drafted in accordance with the ISO/IEC Directives, Part 2.

A list of all the parts of the IEC 61158 series, published under the general title *Industrial communication networks – Fieldbus specifications*, can be found on the IEC web site.

The committee has decided that the contents of this document will remain unchanged until the stability date indicated on the IEC website under "<http://webstore.iec.ch>" in the data related to the specific document. At this date, the document will be

- reconfirmed,
- withdrawn,
- replaced by a revised edition, or
- amended.

IMPORTANT – The 'colour inside' logo on the cover page of this publication indicates that it contains colours which are considered to be useful for the correct understanding of its contents. Users should therefore print this document using a colour printer.

INDUSTRIAL COMMUNICATION NETWORKS – FIELDBUS SPECIFICATIONS –

Part 1: Overview and guidance for the IEC 61158 and IEC 61784 series

1 Scope

This part of IEC 61158 specifies the generic concept of fieldbuses.

This document also presents an overview and guidance for the IEC 61158 series by:

- explaining the structure and content of the IEC 61158 series;
- relating the structure of the IEC 61158 series to the ISO/IEC 7498-1 OSI Basic Reference Model;
- showing the logical structure of the IEC 61784 series;
- showing how to use parts of the IEC 61158 series in combination with the IEC 61784 series;
- providing explanations of some aspects of the IEC 61158 series that are common to the type specific parts of the IEC 61158-5 including the application layer service description concepts and the generic fieldbus data types.

2 Normative references

There are no normative references in this document.

3 Terms, definitions and abbreviated terms

3.1 Terms and definitions

For the purposes of this document, the following terms and definitions apply.

ISO and IEC maintain terminological databases for use in standardization at the following addresses:

- IEC Electropedia: available at <http://www.electropedia.org/>
- ISO Online browsing platform: available at <http://www.iso.org/obp>

3.1.1

communication system

arrangement of hardware, software and propagation media to allow the transfer of messages from one application to another

3.1.2

fieldbus

communication system based on serial data transfer as typically used in industrial automation and process control applications

3.1.3

fieldbus system

system using a fieldbus with connected devices

3.1.4**message**

ordered series of octets intended to convey information

3.1.5**network**

all of the media, connectors, repeaters, routers, gateways and associated node communication elements by which a given set of communicating devices are interconnected

3.2 Abbreviations

For the purposes of this document, the following abbreviations, based partially on the concepts developed in ISO/IEC 7498-1, apply:

AE	application entity
AL	application layer (N = 7)
APDU	application layer protocol data unit
APO	application process object
AR	application relationship
AREP	application relationship endpoint
ASE	application service element
CP	communication profile
CPF	communication profile family
DL-	data-link layer (as a prefix)
DLL	data-link layer (N = 2)
FAL	fieldbus application layer
FSCP	functional safety communication profile
IETF	Internet Engineering Task Force
IO	input output
IP	Internet protocol (see RFC 791)
kbit/s	thousand bit per second
Mbit/s	million bit per second
LME	layer management entity
(n)-layer	layer n of the OSI basic reference model
OSI	open systems interconnection
Ph-	physical layer (as a prefix)
PhL	physical layer (N = 1)
SIL	safety integrity level

4 Guidelines for implementers and users**4.1 Background and purpose**

Communication in global markets requires a global understanding of a specification (standard or not). ISO/OSI related specifications provide a common basis for understanding and acceptance between international experts (manufacturers and end-users).

Examples are

- ISO/IEC 7498-1 for general layering and structuring;
- ISO/IEC 9545 for general application layer modeling;
- ISO/IEC 8886 for data-link layer modeling.

The IEC 61158 series specifies a number of different fieldbus types in each of its parts (IEC 61158-2 and the type specific parts of IEC 61158-3-**tt**, IEC 61158-4-**tt**, IEC 61158-5-**tt** and IEC 61158-6-**tt**). As a result of the editorial harmonization work done by IEC, each PhL, DLL and AL specification within IEC 61158 is shown in a homogeneous way. The description of each layer offers, as far as possible, common views, concepts, definitions, and descriptive methods.

NOTE The list of IEC 61158 parts is abbreviated as IEC 61158-3-**tt**, IEC 61158-4-**tt**, IEC 61158-5-**tt**, or IEC 61158-6-**tt**, where **tt** represents one or more type numbers.

This common approach has been adopted to assist users and implementers in understanding the several specifications. It is also intended to assist in comparing available products and their communications-related features.

4.2 Supported options

Most of the fieldbus types specified in the IEC 61158 series include a range of selectable and configurable options within their detailed specifications. In general, only certain restricted combinations of options will interwork or interoperate correctly.

The recommended combinations of options are collected in IEC 61784-1 and IEC 61784-2.

IEC 61784-1 and IEC 61784-2 provide users and implementers with details of supported fieldbus specifications based on selected options that are intended to work together consistently and correctly. In most cases, available product demonstrations and working plant experience support these profiles.

Annex A of IEC 61784-1 and Annex A of IEC 61784-2 help select the needed fieldbus by showing the key features of each of the profiled fieldbus protocol families.

As a result, the route map recommended to select a fieldbus is:

- Clause 5 to Clause 8 of this part of IEC 61158;
- IEC 61784-1, Annex A: Communication concepts;
- IEC 61784-2, Annex A: Performance indicator calculation;
- IEC 61784-1 and IEC 61784-2, Communication profile family;
- the parts of IEC 61158 as referenced in IEC 61784-1 and IEC 61784-2 for the selected communication profile of interest.

4.3 Benefits from using a common and formal style

The benefits gained from using a common and formal style to specify the communication system are:

- the common look and feel of a specification saves effort during evaluation;
- a common structure helps to identify and to specify common parts and contents;
- the common approach represents a first step to ensure long-term quality and stability;
- the missing parts and items of any specification are more readily identified by comparison with the other specifications, leading to a simplified review and evaluation procedure;
- a common basis facilitates the development of test and certification procedures;

- the modular concepts support future enhancements, extensions and adaptation of new technologies.

5 Concept of the IEC 61158 series

Conceptually, a fieldbus is an industrial digital communication network for integration of industrial control and instrumentation devices into a system. Examples of such devices are transducers, sensors, actuators and controllers.

The IEC 61158 series specifies a number of fieldbus protocol types. Each protocol type is designed to permit multiple measurement and control devices to communicate. Devices communicate directly only with other devices of the same protocol type. The basic requirements of industrial communication networks for measurement and control are given in Clause 11.

Devices which use the same lower-layer protocols in a compatible fashion but differ in their higher-layer protocols may be able to share a lower-layer medium.

In all cases, a particular data-link layer protocol type may be used without restriction when coupled with physical layer and application layer protocols of the same type or with other combinations as specified in IEC 61784-1 and IEC 61784-2. Use of the various protocol types in other combinations may require permission from their respective copyright holders.

The protocol types in IEC 61158 have been engineered to support information processing, monitoring and control systems for any industrial sector and related domains. An example application for high-integrity low-level communication between sensors, actuators and local controllers in a process plant, together with the interconnection of programmable controllers, is shown in Figure 1.

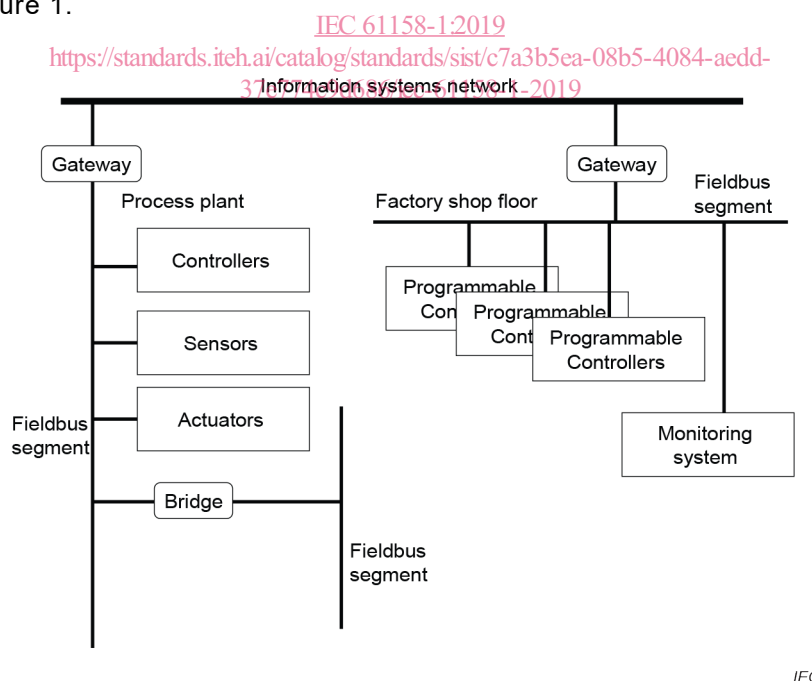


Figure 1 – Example of a fieldbus system

A number of fieldbus types are specified in the IEC 61158 series using the following concepts for decomposition.

- First concept:** The complex communication task is divided into different layers based on an adaptation of ISO/IEC 7498-1, the ISO/OSI Basic Reference Model, thereby facilitating well-structured functions and interfaces (see Clause 6). This has the following benefits:

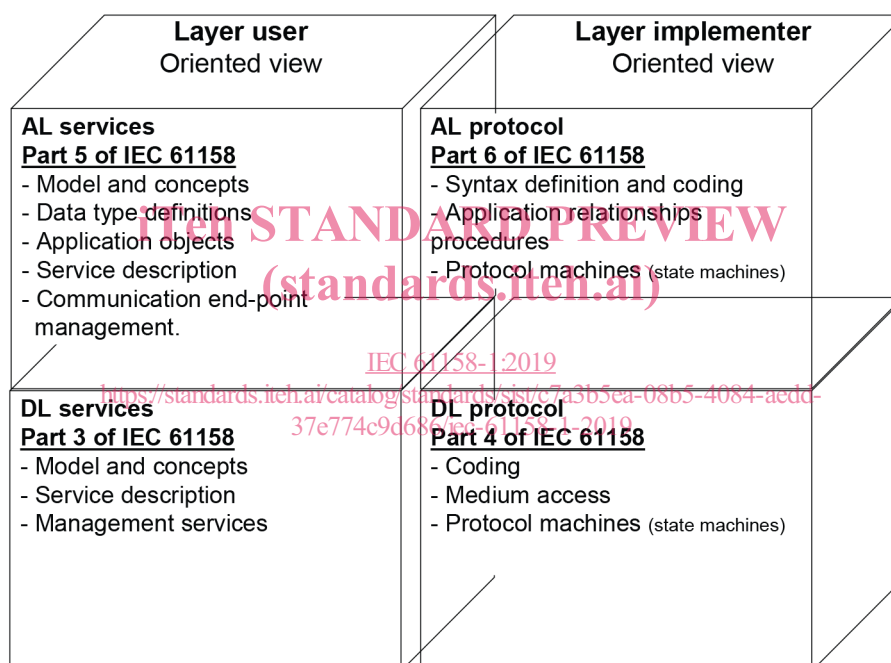
- decomposition of complex tasks;
- modular structure to adapt different technologies.

b) **Second concept:** Each fieldbus type is composed of one or more layer specifications.

Most types include a number of services and protocol options that require an appropriate selection to support a working system. Compatible selections of options and services within one of the IEC 61158 fieldbus types are specified as standardized communication profiles in IEC 61784-1 and IEC 61784-2. Most of these profiles are supported by consortia or trade associations which are identified in the profile specification.

c) **Third concept:** The physical, data-link and application layers are described in complementary ways, in terms of the offered services and the protocol which provides those services.

Figure 2 illustrates the differences between service and protocol viewpoints of the data-link and application layers. The protocol parts show the layer implementer's oriented view and the service parts show the layer user's oriented view.



IEC

Figure 2 – Concept of DL/AL to separate service and protocol parts

The application layer structure is as follows:

- the "what" is described by application layer service elements (ASE) in the type specific parts of IEC 61158-5; and
- the "how" is described by application layer relationships (AR) in the type specific parts of IEC 61158-6.

The data-link layer structure is as follows:

- the "what" is described by data-link layer services and models in the type specific parts of IEC 61158-3; and
- the "how" is described by data-link layer protocol machines and medium access principles in the type specific parts of IEC 61158-4.

The physical layer is structured similarly, but, because its services are readily described, they are described in IEC 61158-2 together with the definitions of the physical protocols:

- the "what" is described by physical layer services and models, and
- the "how" is described by physical layer electrical and mechanical specifications.

6 Mapping onto the OSI Basic Reference Model

6.1 Overview

IEC 61158 protocol types are described using the principles, methodology and model of ISO/IEC 7498-1. The OSI model provides a layered approach to communications standards, whereby the layers can be developed and modified independently. IEC 61158 specifies functionality from top to bottom of a full OSI stack and, potentially, some functions for the users of the stack. Functions of the intermediate OSI layers, layers 3 through 6, may be consolidated into either the IEC 61158 data-link layer or the IEC 61158 application layer, or may be realized by a separate layer. Likewise, some features common to users of the fieldbus application layer may be provided by the IEC 61158 application layer to simplify user operation.

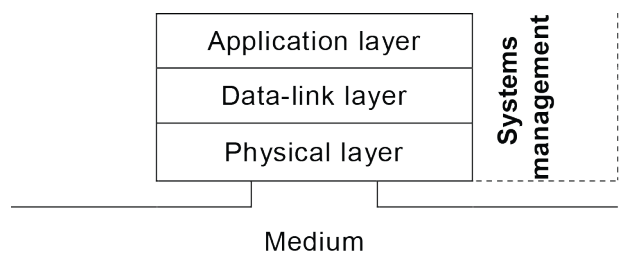
Table 1 shows the OSI layers, their functions, and the equivalent layers in the IEC 61158 basic fieldbus reference model (Figure 3).

Table 1 – OSI and IEC 61158 layers

OSI layer	Function	IEC 61158 layer
7 Application	Translates demands placed on the communications stack into a form understood by the lower layers and vice versa	Application (IEC 61158-5- <i>tt</i> , IEC 61158-6- <i>tt</i>)
6 Presentation	Converts data to/from standardized network formats	↑
5 Session	Creates and manages dialogue among lower layers	↑
4 Transport	Provides transparent reliable data transfer (end-to-end transfer across a network which may include multiple links)	↓ or ↑
3 Network	Performs message routing	↓ or ↑
2 Data-link	Controls access to the communication medium. Performs error detection (point-to-point transfer on a link)	Data-link (IEC 61158-3- <i>tt</i> , IEC 61158-4- <i>tt</i>)
1 Physical	Encodes/decodes signals for transmission/reception in a form appropriate to the communications medium. Specifies communication media characteristics	Physical (IEC 61158-2)

NOTE 1 -*tt* is a placeholder for the part numbers representing types.

NOTE 2 ↓ and ↑ indicate that the functionality of this layer, when present, is included in the fieldbus layer that is nearest in the direction of the arrow. Thus it is possible that the network and transport functionality are included in either the data-link or application layers, and it is possible that the session and presentation functionality are included in the application layer but not in the data-link layer.



IEC

Figure 3 – Basic fieldbus reference model