

# INTERNATIONAL STANDARD



Internet of Things (IoT) – Reference architecture

**iteh STANDARD PREVIEW**  
**(standards.iteh.ai)**

ISO/IEC 30141:2018

<https://standards.iteh.ai/catalog/standards/sist/ba0531a3-fd98-49ef-ae7a-ec258c033997/iso-iec-30141-2018>



**THIS PUBLICATION IS COPYRIGHT PROTECTED**  
**Copyright © 2018 ISO/IEC, Geneva, Switzerland**

All rights reserved. Unless otherwise specified, no part of this publication may be reproduced or utilized in any form or by any means, electronic or mechanical, including photocopying and microfilm, without permission in writing from either IEC or IEC's member National Committee in the country of the requester. If you have any questions about ISO/IEC copyright or have an enquiry about obtaining additional rights to this publication, please contact the address below or your local IEC member National Committee for further information.

IEC Central Office  
3, rue de Varembe  
CH-1211 Geneva 20  
Switzerland

Tel.: +41 22 919 02 11  
[info@iec.ch](mailto:info@iec.ch)  
[www.iec.ch](http://www.iec.ch)

**About the IEC**

The International Electrotechnical Commission (IEC) is the leading global organization that prepares and publishes International Standards for all electrical, electronic and related technologies.

**About IEC publications**

The technical content of IEC publications is kept under constant review by the IEC. Please make sure that you have the latest edition, a corrigenda or an amendment might have been published.

**IEC Catalogue - [webstore.iec.ch/catalogue](http://webstore.iec.ch/catalogue)**

The stand-alone application for consulting the entire bibliographical information on IEC International Standards, Technical Specifications, Technical Reports and other documents. Available for PC, Mac OS, Android Tablets and iPad.

**IEC publications search - [webstore.iec.ch/advsearchform](http://webstore.iec.ch/advsearchform)**

The advanced search enables to find IEC publications by a variety of criteria (reference number, text, technical committee,...). It also gives information on projects, replaced and withdrawn publications.

**IEC Just Published - [webstore.iec.ch/justpublished](http://webstore.iec.ch/justpublished)**

Stay up to date on all new IEC publications. Just Published details all new publications released. Available online and also once a month by email.

**Electropedia - [www.electropedia.org](http://www.electropedia.org)**

The world's leading online dictionary of electronic and electrical terms containing 21 000 terms and definitions in English and French, with equivalent terms in 16 additional languages. Also known as the International Electrotechnical Vocabulary (IEV) online.

**IEC Glossary - [std.iec.ch/glossary](http://std.iec.ch/glossary)**

67 000 electrotechnical terminology entries in English and French extracted from the Terms and Definitions clause of IEC publications issued since 2002. Some entries have been collected from earlier publications of IEC TC 37, 77, 86 and CISPR.

**IEC Customer Service Centre - [webstore.iec.ch/csc](http://webstore.iec.ch/csc)**

If you wish to give us your feedback on this publication or need further assistance, please contact the Customer Service Centre: [sales@iec.ch](mailto:sales@iec.ch)

<https://standards.iteh.ai/catalog/standards/sist/bae55925-4d98-49ef-ae7a-ec258c033997/iso-iec-30141-2018>

# INTERNATIONAL STANDARD



---

Internet of Things (IoT) – Reference architecture

**ITh STANDARD PREVIEW**  
**(standards.iteh.ai)**

[ISO/IEC 30141:2018](https://standards.iteh.ai/catalog/standards/sist/ba0531a3-fd98-49ef-ae7a-ec258c033997/iso-iec-30141-2018)

<https://standards.iteh.ai/catalog/standards/sist/ba0531a3-fd98-49ef-ae7a-ec258c033997/iso-iec-30141-2018>

INTERNATIONAL  
ELECTROTECHNICAL  
COMMISSION

---

ICS 35.020

ISBN 978-2-8322-5972-6

<p><b>Warning! Make sure that you obtained this publication from an authorized distributor.</b></p>
---

## CONTENTS

FOREWORD.....	6
INTRODUCTION.....	7
1 Scope.....	9
2 Normative references .....	9
3 Terms and definitions .....	9
4 Abbreviated terms .....	9
5 Internet of Things Reference Architecture (IoT RA) conformance.....	10
6 IoT RA goals and objectives .....	10
6.1 General.....	10
6.2 Characteristics.....	11
6.3 Conceptual Model .....	11
6.4 Reference Model and architecture views .....	11
7 Characteristics of IoT systems.....	12
7.1 General.....	12
7.2 IoT system trustworthiness characteristics .....	13
7.2.1 General .....	13
7.2.2 Availability .....	14
7.2.3 Confidentiality.....	14
7.2.4 Integrity .....	15
7.2.5 Protection of personally identifiable information (PII) .....	15
7.2.6 Reliability.....	16
7.2.7 Resilience.....	17
7.2.8 Safety.....	17
7.3 IoT system architecture characteristics .....	18
7.3.1 Composability.....	18
7.3.2 Functional and management capability separation .....	18
7.3.3 Heterogeneity .....	19
7.3.4 Highly distributed systems .....	20
7.3.5 Legacy support.....	20
7.3.6 Modularity.....	21
7.3.7 Network connectivity.....	21
7.3.8 Scalability.....	22
7.3.9 Shareability .....	22
7.3.10 Unique identification .....	23
7.3.11 Well-defined components.....	23
7.4 IoT system functional characteristics .....	24
7.4.1 Accuracy .....	24
7.4.2 Auto-configuration .....	25
7.4.3 Compliance .....	25
7.4.4 Content-awareness.....	26
7.4.5 Context-awareness.....	26
7.4.6 Data characteristics – volume, velocity, veracity, variability and variety .....	27
7.4.7 Discoverability .....	27
7.4.8 Flexibility .....	28
7.4.9 Manageability .....	29
7.4.10 Network communication.....	29

7.4.11	Network management and operation.....	30
7.4.12	Real-time capability .....	31
7.4.13	Self-description .....	31
7.4.14	Service subscription .....	32
8	IoT Conceptual Model (CM) .....	32
8.1	Main purpose .....	32
8.2	Concepts in the IoT CM .....	33
8.2.1	IoT entities and domains.....	33
8.2.2	Identity .....	35
8.2.3	Services, network, IoT device and IoT gateway .....	36
8.2.4	IoT-User .....	38
8.2.5	Virtual entity, Physical Entity and IoT device.....	39
8.3	High level view of CM .....	41
9	IoT Reference Model (RM).....	42
9.1	The IoT Reference Model context .....	42
9.2	IoT RMs .....	42
9.2.1	Entity-based RM .....	42
9.2.2	Domain-based RM .....	44
9.2.3	Relation between entity-based RM and domain-based RM.....	46
10	IoT Reference Architecture (RA) views .....	46
10.1	General description.....	46
10.2	IoT RA functional view.....	47
10.2.1	General .....	47
10.2.2	Intra-domain functional components .....	47
10.2.3	Cross-domain capabilities .....	50
10.3	IoT RA system deployment view .....	51
10.3.1	General .....	51
10.3.2	Systems/sub-systems in Physical Entity Domain (PED) .....	52
10.3.3	Systems/sub-systems in Sensing & Controlling Domain (SCD) .....	52
10.3.4	Systems/sub-systems in Application & Service Domain (ASD) .....	52
10.3.5	Systems/sub-systems in Operation & Management Domain (OMD).....	53
10.3.6	Systems/sub-systems in User Domain (UD).....	53
10.3.7	Systems/sub-systems in Resource Access & Interchange Domain (RAID) .....	53
10.4	IoT RA networking view .....	54
10.4.1	Communications networks .....	54
10.4.2	Communication networks implementation .....	55
10.5	IoT RA usage view.....	56
10.5.1	General description .....	56
10.5.2	Description of the roles, sub-roles and related activities .....	56
10.5.3	Mapping activities, roles and IoT systems in domains .....	61
11	IoT trustworthiness .....	64
11.1	General.....	64
11.2	Safety .....	65
11.3	Security .....	66
11.3.1	General .....	66
11.3.2	IoT system Information Security Management System (ISMS) .....	66
11.3.3	IoT system & product Security Life Cycle Reference Model .....	68
11.4	Privacy and PII Protection.....	69

11.5	Reliability .....	72
11.6	Resilience .....	73
11.7	Trustworthiness and the Reference Architecture .....	74
Annex A (informative)	Interpreting UML Class diagram for Conceptual Model .....	76
Annex B (informative)	Entity relationship tables for the CM .....	77
B.1	IoT entities and domains .....	77
B.2	Identity .....	78
B.3	Services, network, IoT device and IoT gateway .....	78
B.4	IoT-User .....	79
B.5	Virtual entity, Physical Entity and IoT device .....	80
Annex C (informative)	Relation between CM, RMs and RAs .....	81
Bibliography	.....	83
Figure 1	– From generic Reference Architecture to context specific architecture .....	8
Figure 2	– IoT RA structure .....	11
Figure 3	– RM and architecture views .....	12
Figure 4	– Entity and domain concepts of the CM .....	33
Figure 5	– Domain interactions of the CM .....	34
Figure 6	– Identity concept of the CM .....	35
Figure 7	– Service, network, IoT device and IoT gateway concepts of the CM .....	36
Figure 8	– IoT-User concepts of the CM .....	38
Figure 9	– Virtual entity, Physical Entity, and IoT device concepts of the CM .....	39
Figure 10	– High level view of CM .....	41
Figure 11	– Entity-based IoT RM .....	42
Figure 12	– Domain and entity relationship, and representative conceptual entities in IoT systems .....	44
Figure 13	– Domain-based IoT RM .....	44
Figure 14	– Relation between entity-based RM and domain-based RM .....	46
Figure 15	– IoT RA functional view –decomposition of IoT RA functional components .....	47
Figure 16	– IoT RA system deployment view .....	52
Figure 17	– IoT RA networking view .....	54
Figure 18	– Roles present when the system is in use .....	57
Figure 19	– IoT service provider sub-roles and activities .....	59
Figure 20	– IoT service developer sub-roles and activities .....	60
Figure 21	– IoT-User sub-roles and activities .....	61
Figure 22	– Activities of device and application development .....	63
Figure 23	– Using device data for security-related analytics and operations .....	64
Figure 24	– IoT product Security Life Cycle Reference Model .....	69
Figure A.1	– Generalization .....	76
Figure A.2	– Association .....	76
Figure C.1	– Relation between IoT CM, RM, and RA .....	82
Table 1	– Characteristics of IoT systems .....	13
Table 2	– Overview of activities and roles .....	62

Table B.1 – Entity .....	77
Table B.2 – Domain .....	77
Table B.3 – Digital Entity .....	77
Table B.4 – Physical Entity .....	77
Table B.5 – IoT-User.....	77
Table B.6 – Network .....	78
Table B.7 – Identifier .....	78
Table B.8 – Endpoint .....	78
Table B.9 – IoT gateway .....	78
Table B.10 – IoT device .....	79
Table B.11 – Service.....	79
Table B.12 – Human user .....	79
Table B.13 – Digital user.....	79
Table B.14 – Application .....	80
Table B.15 – Sensor .....	80
Table B.16 – Actuator .....	80
Table B.17 – Virtual entity.....	80

## **iTeh STANDARD PREVIEW** **(standards.iteh.ai)**

[ISO/IEC 30141:2018](https://standards.iteh.ai/catalog/standards/sist/ba0531a3-fd98-49ef-ae7a-ec258c033997/iso-iec-30141-2018)

<https://standards.iteh.ai/catalog/standards/sist/ba0531a3-fd98-49ef-ae7a-ec258c033997/iso-iec-30141-2018>

# INTERNET OF THINGS (IoT) – REFERENCE ARCHITECTURE

## FOREWORD

- 1) ISO (the International Organization for Standardization) and IEC (the International Electrotechnical Commission) form the specialized system for worldwide standardization. National bodies that are members of ISO or IEC participate in the development of International Standards through technical committees established by the respective organization to deal with particular fields of technical activity. ISO and IEC technical committees collaborate in fields of mutual interest. Other international organizations, governmental and non-governmental, in liaison with ISO and IEC, also take part in the work. In the field of information technology, ISO and IEC have established a joint technical committee, ISO/IEC JTC 1.
- 2) The formal decisions or agreements of IEC and ISO on technical matters express, as nearly as possible, an international consensus of opinion on the relevant subjects since each technical committee has representation from all interested IEC National Committees and ISO member bodies.
- 3) IEC, ISO and ISO/IEC publications have the form of recommendations for international use and are accepted by IEC National Committees and ISO member bodies in that sense. While all reasonable efforts are made to ensure that the technical content of IEC, ISO and ISO/IEC publications is accurate, IEC or ISO cannot be held responsible for the way in which they are used or for any misinterpretation by any end user.
- 4) In order to promote international uniformity, IEC National Committees and ISO member bodies undertake to apply IEC, ISO and ISO/IEC publications transparently to the maximum extent possible in their national and regional publications. Any divergence between any ISO, IEC or ISO/IEC publication and the corresponding national or regional publication should be clearly indicated in the latter.
- 5) ISO and IEC do not provide any attestation of conformity. Independent certification bodies provide conformity assessment services and, in some areas, access to IEC marks of conformity. ISO or IEC are not responsible for any services carried out by independent certification bodies.
- 6) All users should ensure that they have the latest edition of this publication.
- 7) No liability shall attach to IEC or ISO or its directors, employees, servants or agents including individual experts and members of their technical committees and IEC National Committees or ISO member bodies for any personal injury, property damage or other damage of any nature whatsoever, whether direct or indirect, or for costs (including legal fees) and expenses arising out of the publication of, use of, or reliance upon, this ISO/IEC publication or any other IEC, ISO or ISO/IEC publications.
- 8) Attention is drawn to the normative references cited in this publication. Use of the referenced publications is indispensable for the correct application of this publication.
- 9) Attention is drawn to the possibility that some of the elements of this ISO/IEC publication may be the subject of patent rights. ISO and IEC shall not be held responsible for identifying any or all such patent rights.

International Standard ISO/IEC 30141 was prepared by subcommittee 41: Internet of Things and related technologies, of ISO/IEC joint technical committee 1: Information technology.

This International Standard has been approved by vote of the member bodies, and the voting results may be obtained from the address given on the second title page.

This publication has been drafted in accordance with the ISO/IEC Directives, Part 2.

**IMPORTANT – The 'colour inside' logo on the cover page of this publication indicates that it contains colours which are considered to be useful for the correct understanding of its contents. Users should therefore print this document using a colour printer.**

## INTRODUCTION

IoT has a broad use in industry and society today and it will continue to develop for many years to come. Various IoT applications and services have adopted IoT techniques to provide capabilities that were not possible a few years ago. IoT is one of the most dynamic and exciting areas of ICT. It involves the connecting of Physical Entities (“things”) with IT systems through networks. Foundational to IoT are the electronic devices that interact with the physical world. Sensors collect the information about the physical world, while actuators can act upon Physical Entities. Both sensors and actuators can be in many forms such as thermometers, accelerometers, video cameras, microphones, relays, heaters or industrial equipment for manufacturing or process controlling. Mobile technology, cloud computing, big data and deep analytics (predictive, cognitive, real-time and contextual) play important roles by gathering and processing data to achieve the final result of controlling Physical Entities by providing contextual, real-time and predictive information which has an impact on physical and virtual entities.

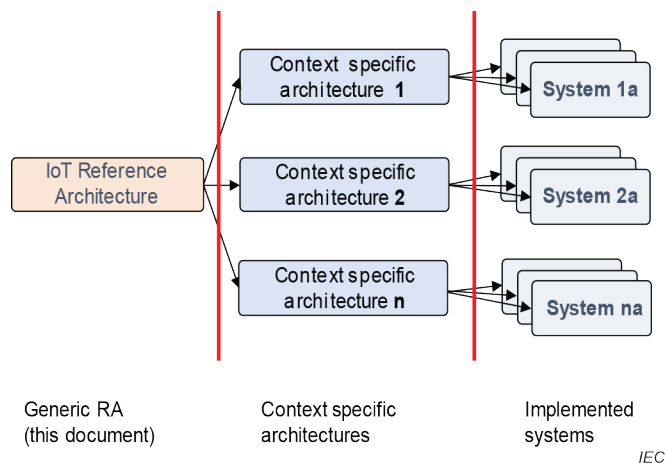
IoT can be integrated into existing technologies. Real-time measurements generated by adding sensors to existing technology can improve its functionality and lower the cost of operations (e.g. smart traffic signals can adapt to traffic conditions, lowering congestion and air pollution). The data generated by IoT sensors can support new business models and tailor products and services to the tastes and needs of the customer. In addition to the applications, the technology needs to support supervision and adaptation of the IoT system itself.

Several forecasts indicate that IoT will connect 50 billion devices worldwide by the year 2020. There are a number of possible application areas, such as smart city, smart grid, smart home/building, digital agriculture, smart manufacturing, intelligent transport system, e-Health. IoT is an enabling technology that consists of many supporting technologies, for example, different types of communication networking technologies, information technologies, sensing and control technologies, software technologies, device/hardware technologies. This document is based on widely used enabling technologies that are defined in standards from several organizations such as ISO, IEC, ITU, IETF, IEEE, ETSI, 3GPP, W3C, etc.

Trustworthiness is recognized as an area of importance, and IoT can leverage current and future best practice. For example, monitoring and analysing deployed IoT systems is essential to maintain reliability and safety and security. Measures such as controlled access can ensure the security of the system.

This document provides a standardized IoT Reference Architecture using a common vocabulary, reusable designs and industry best practices. It uses a top down approach, beginning with collecting the most important characteristics of IoT, abstracting those into a generic IoT Conceptual Model, deriving a high level system based reference with subsequent dissection of that model into the four architecture views (functional view, system view, networking view and usage view) from different perspectives.

This document serves as a base from which to develop (specify) context specific IoT architectures and thence actual systems. The contexts can be of different kinds but shall include the business context, the regulatory context and the technological context, e.g. industry verticals, technological requirements and/or nation-specific requirement sets. For more information, see Figure 1.



**Figure 1 – From generic Reference Architecture to context specific architecture**

**iTeh STANDARD PREVIEW**  
**(standards.iteh.ai)**

ISO/IEC 30141:2018

<https://standards.iteh.ai/catalog/standards/sist/ba0531a3-fd98-49ef-ae7a-ec258c033997/iso-iec-30141-2018>

# INTERNET OF THINGS (IoT) – REFERENCE ARCHITECTURE

## 1 Scope

This document specifies a general IoT Reference Architecture in terms of defining system characteristics, a Conceptual Model, a Reference Model and architecture views for IoT.

## 2 Normative references

The following documents are referred to in the text in such a way that some or all of their content constitutes requirements of this document. For dated references, only the edition cited applies. For undated references, the latest edition of the referenced document (including any amendments) applies.

ISO/IEC 20924, *Internet of Things (IoT) – Definition and vocabulary*<sup>1</sup>

## 3 Terms and definitions

For the purposes of this document, the terms and definitions given in ISO/IEC 20924 apply.

ISO and IEC maintain terminological databases for use in standardization at the following addresses:

- ISO online browsing platform: available at <http://www.iso.org/obp>
- IEC Electropedia: available at <http://www.electropedia.org/>

## 4 Abbreviated terms

5Vs	volume, velocity, veracity, variability, and variety
API	application programming interface
ASD	Application & Service Domain
BSS	business support systems
CM	Conceptual Model
FQDN	fully qualified domain name
HMI	human machine interface
HTTP	Hypertext Transfer Protocol
HVAC	heating, ventilation and air conditioning
IaaS	infrastructure as a service
ICT	information and communication technologies
IoT	Internet of Things
IoT RA	Internet of Things Reference Architecture
LAN	local area network

---

<sup>1</sup> Under preparation. Stage at time of publication: ISO/IEC CDV 20924:2018.

LOB	line of business
OMD	Operation & Management Domain
OSS	operational support systems
PaaS	platform as a service
PED	Physical Entity Domain
PII	personally identifiable information
QoS	quality of service
RA	Reference Architecture
RAID	Resource Access & Interchange Domain
RFID	radio-frequency identification
RM	Reference Model
SaaS	software as a service
SCD	Sensing & Controlling Domain
UML	Universal Modelling Language
UD	User Domain
URI	uniform resource identifier
UUID	universally unique identifier

## 5 Internet of Things Reference Architecture (IoT RA) conformance

To claim conformance, the description of a concrete system architecture as provided by a vendor or system integrator should use the terminology and modelling concepts defined in this document, within the scope of their specific use case.

<https://standards.iteh.ai/catalog/standards/sist/ba0531a3-fd98-49ef-ac7a-258c033907/iso-iec-30141-2018>

NOTE A separate conformity guide can be developed that can provide specific guidance to meeting and evaluating conformity to ISO/IEC 30141 to a broader set of entities beyond actual system descriptions.

## 6 IoT RA goals and objectives

### 6.1 General

The IoT Reference Architecture (IoT RA) represented in this document describes generic IoT system characteristics, a Conceptual Model, a Reference Model and a number of architectural views aligned with the architecture descriptions defined in ISO/IEC/IEEE 42010. The IoT RA outlines what the overall structured approach for the construction of IoT systems shall be by providing an architectural structure framework. In short, the IoT RA provides guidance for the architect developing an IoT system and aims to give a better understanding of IoT systems to the stakeholders of such systems, including device manufacturers, application developers, customers and users.

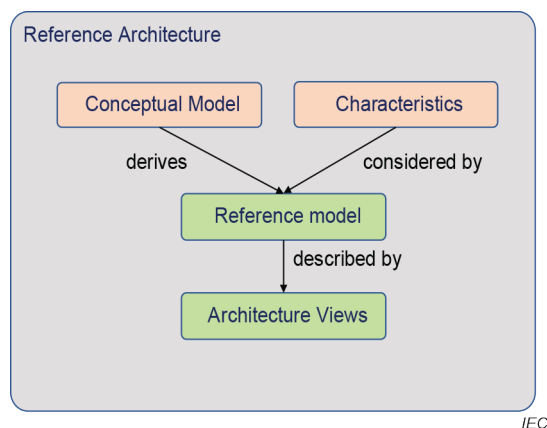
This document has the following descriptions:

- 1) the generic characteristics of IoT systems, outlining the characteristics expected from an IoT system;
- 2) the Conceptual Model (CM), describing the key concepts characterizing an IoT system;
- 3) the Reference Model (RM), providing the overall structure of the elements of the architecture;
- 4) a set of relevant architecture views, describing the architecture from a number of perspectives.

This document supports the following important standardization objectives:

- a) to enable the production of a coherent set of standards for IoT;
- b) to provide a technology-neutral reference point for defining standards for IoT; and
- c) to encourage openness and transparency in the development of a target IoT RA and in the implementation of IoT systems.

Figure 2 illustrates how the IoT RA is derived from a Conceptual Model and a set of characteristics that define a Reference Model and one or more architectural views.



**Figure 2 – IoT RA structure**

Subclauses 6.2, 6.3 and 6.4 provide a summary of the characteristics, Conceptual Model and Reference Model, respectively.

## 6.2 Characteristics

ISO/IEC 30141:2018

<https://standards.iteh.ai/catalog/standards/sist/ba0531a3-fd98-49ef-ac7a-6c2960359918/iso-iec-30141-2018>

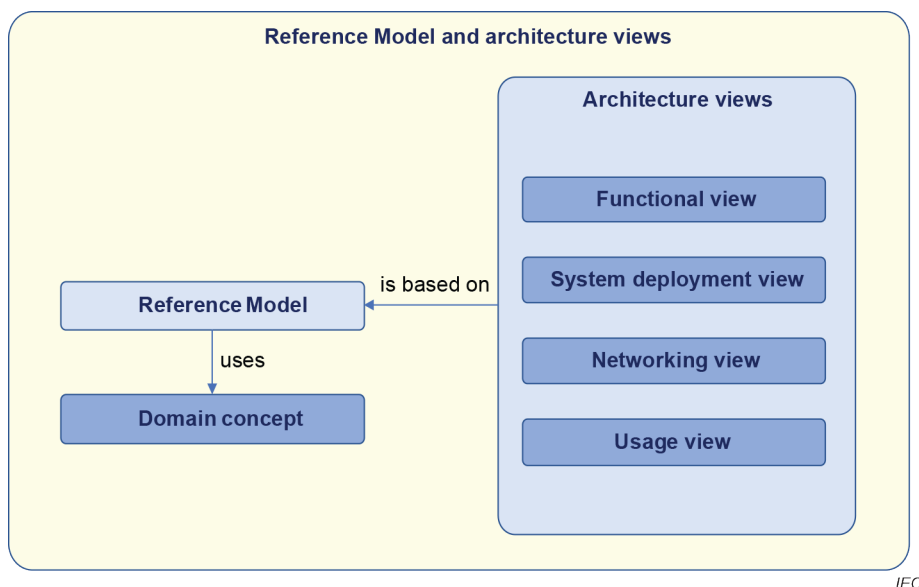
The generic characteristics are described in Clause 7, which focuses on a number of key properties that an IoT system typically exhibits. Different application specializations can differ in terms of the actual quantification of these properties, but it is important for an IoT architect to consider how important the respective categories are for the particular system being designed. There are no characteristics that are required of any particular IoT system.

## 6.3 Conceptual Model

The Conceptual Model (CM) contains a number of vital concepts and describes how they relate to each other logically. Together with the generic characteristics, it provides the background and motivation for the architectural elements discussed in the architectural views in Clause 10. CM is described in Clause 8.

## 6.4 Reference Model and architecture views

RM is described in Clause 9. The RM and architecture views contain the parts as illustrated in Figure 3.



**Figure 3 – RM and architecture views**

Figure 3 above illustrates the relations between architecture views, Reference Model and domain concept. The domain concept is described in the CM in 8.2.1.1 and 8.2.1.3. Additionally, the RM is founded on the domain concept. A detailed description of domain based RM can be found in Clause 9.2.2.

The respective views are described in Clause 10.

## 7 Characteristics of IoT systems

### 7.1 General

Clause 7 provides characteristics of IoT systems. Functions based on all or a part of these characteristics can be implemented in IoT systems. Some of these characteristics are functional, such as network connectivity, while others are non-functional, such as availability and compliance. The characteristics are grouped and summarized in Table 1 and individually explained in 7.2 to 7.4.

**Table 1 – Characteristics of IoT systems**

Categories	Related characteristics
7.2 IoT system trustworthiness characteristics	7.2.2 Availability
	7.2.3 Confidentiality
	7.2.4 Integrity
	7.2.5 Protection of personally identifiable information
	7.2.6 Reliability
	7.2.7 Resilience
	7.2.8 Safety
7.3 IoT system architecture characteristics	7.3.1 Composability
	7.3.2 Functional and management capability separation
	7.3.3 Heterogeneity
	7.3.4 Highly distributed systems
	7.3.5 Legacy support
	7.3.6 Modularity
	7.3.7 Network connectivity
	7.3.8 Scalability
	7.3.9 Shareability
	7.3.10 Unique identification
	7.3.11 Well-defined components
7.4 IoT system functional characteristics	7.4.1 Accuracy
	7.4.2 Auto-configuration
	7.4.3 Compliance
	7.4.4 Content-awareness
	7.4.5 Context-awareness
	7.4.6 Data characteristics – volume, velocity, veracity, variability and variety
	7.4.7 Discoverability
	7.4.8 Flexibility
	7.4.9 Manageability
	7.4.10 Network communication
	7.4.11 Network management and operation
	7.4.12 Real-time capability
	7.4.13 Self-description
	7.4.14 Service subscription

## 7.2 IoT system trustworthiness characteristics

### 7.2.1 General

Trustworthiness is defined in ISO/IEC 20924 as follows:

"degree of confidence a stakeholder has that the system performs as expected with characteristics including safety, security, privacy, reliability and resilience in the face of environmental disruptions, human errors, system faults and attacks."

Within the scope of this document, security is defined as the combination of availability, confidentiality, and integrity.