



Designation: C266 – 18

Standard Test Method for Time of Setting of Hydraulic-Cement Paste by Gillmore Needles¹

This standard is issued under the fixed designation C266; the number immediately following the designation indicates the year of original adoption or, in the case of revision, the year of last revision. A number in parentheses indicates the year of last reapproval. A superscript epsilon (ϵ) indicates an editorial change since the last revision or reapproval.

1. Scope*

1.1 This test method covers the determination of the time of setting of hydraulic-cement paste by means of the Gillmore needles.

1.2 The values stated in SI units are to be regarded as standard. No other units of measurement are included in this standard.

1.3 *This standard does not purport to address all of the safety concerns, if any, associated with its use. It is the responsibility of the user of this standard to establish appropriate safety and health practices and determine the applicability of regulatory limitations prior to use.*

Warning: Fresh hydraulic cementitious mixtures are caustic and may cause chemical burns to skin and tissue upon prolonged exposure.²

1.4 The text of this standard references notes and footnotes which provide explanatory material. These notes and footnotes (excluding those in tables and figures) shall not be considered as requirements of the standard.

1.5 *This international standard was developed in accordance with internationally recognized principles on standardization established in the Decision on Principles for the Development of International Standards, Guides and Recommendations issued by the World Trade Organization Technical Barriers to Trade (TBT) Committee.*

2. Referenced Documents

2.1 *ASTM Standards:*³

C151/C151M Test Method for Autoclave Expansion of Hydraulic Cement

C183/C183M Practice for Sampling and the Amount of Testing of Hydraulic Cement

C187 Test Method for Amount of Water Required for Normal Consistency of Hydraulic Cement Paste

C219 Terminology Relating to Hydraulic Cement

C305 Practice for Mechanical Mixing of Hydraulic Cement Pastes and Mortars of Plastic Consistency

C511 Specification for Mixing Rooms, Moist Cabinets, Moist Rooms, and Water Storage Tanks Used in the Testing of Hydraulic Cements and Concretes

C670 Practice for Preparing Precision and Bias Statements for Test Methods for Construction Materials

C1005 Specification for Reference Masses and Devices for Determining Mass and Volume for Use in the Physical Testing of Hydraulic Cements

D1193 Specification for Reagent Water

3. Terminology

3.1 Refer to Terminology **C219** for definitions of terms.

4. Summary of Test Method

4.1 Sufficient water is added to the cement that is being tested to produce a paste of normal consistency. A specimen is molded from this paste and is tested for time of setting by means of the Gillmore initial and final needles. The initial time of setting is the time elapsed between initial contact of cement and water and the time when the Gillmore Initial needle does not leave a complete circular impression in the paste surface. The final time of setting is the time elapsed between initial contact of cement and water and the time when the Gillmore Final needle does not leave a complete circular impression in the paste surface.

5. Significance and Use

5.1 The purpose of this test method is to establish whether a cement complies with a specification limit on Gillmore time of setting.

6. Apparatus

6.1 *Flat Trowel*, having a sharpened straight-edged steel blade 100 to 150 mm in length. The edges when placed on a plane surface shall not depart from straightness by more than 1 mm.

¹ This test method is under the jurisdiction of ASTM Committee C01 on Cement and is the direct responsibility of Subcommittee C01.30 on Time of Set

Current edition approved Oct. 1, 2018. Published October 2018. Originally approved in 1951. Last previous edition approved in 2015 as C266 – 15. DOI: 10.1520/C0266-18.

² Section on Safety, Manual of Cement Testing, *Annual Book of ASTM Standards*, Vol 04.01.

³ For referenced ASTM standards, visit the ASTM website, www.astm.org, or contact ASTM Customer Service at service@astm.org. For *Annual Book of ASTM Standards* volume information, refer to the standard's Document Summary page on the ASTM website.

*A Summary of Changes section appears at the end of this standard

6.2 *Mixer, Bowl, Paddle, and Scraper*, conforming to the requirements of Practice C305.

6.3 *Glass Graduates*, 200 or 250 mL capacity, conforming to the requirements of Specification C1005.

6.4 *Mass Determining Devices*, conforming to the requirements of Specification C1005. The devices for determining mass shall be evaluated for continuing precise performance utilizing the procedure in Specification C1005, Appendix X1, using a verification check mass of approximately 1000 g.

6.5 *Plane Non-absorptive Plates*, 100 mm ± 5 mm square, of similar planeness, corrosivity, and absorptivity to that of glass (see Test Method C187 Fig. 1, item H).

6.6 *Gillmore Needles*, conforming to the following requirements:

6.6.1 The initial time of setting needle shall have a mass of 113.4 ± 0.5 g and a tip diameter of 2.12 ± 0.05 mm.

6.6.2 The final time of setting needle shall have a mass of 453.6 ± 0.5 g and a tip diameter of 1.06 ± 0.05 mm.

6.6.3 The needle tips shall be cylindrical for a distance of 4.8 ± 0.5 mm. The needle ends shall be plane and at right angles to the axis of the rod and shall be maintained in a clean condition (See Note 1).

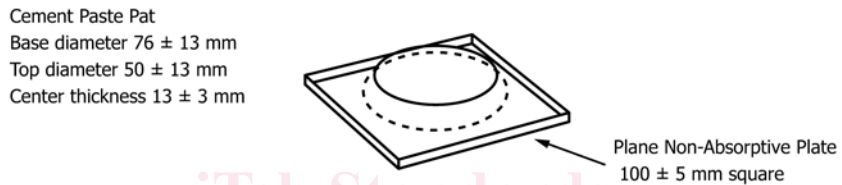
6.7 Inspect and document Section 6 apparatus for conformance to the requirements of this test method at least every 2½ years (see Note 2).

NOTE 1—The Gillmore needles should preferably be mounted as shown in Fig. 1 (b).

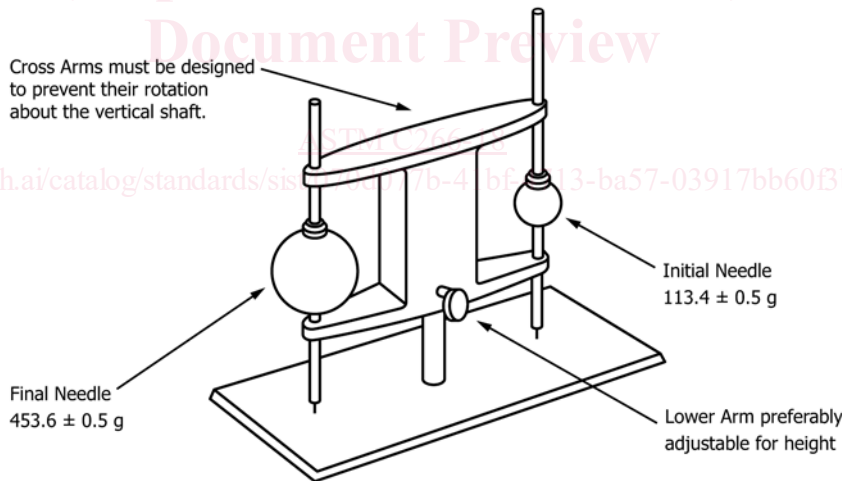
NOTE 2—Specification C1005 requires annual compliance checks for the reference masses and for the devices for determining mass.

7. Reagents

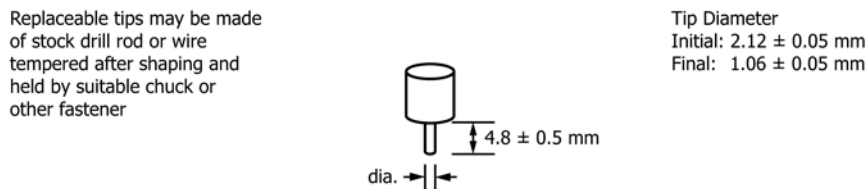
7.1 *Mixing Water*—Potable water is satisfactory for routine tests. For all referee and cooperative tests, reagent water



(a) Pat with Top Surface Flattened for Determining Time of Setting by Gillmore Method



(b) Gillmore Apparatus



(c) Detail of Gillmore Apparatus Needle Tips

FIG. 1 Gillmore Apparatus and Test Specimen