



**SLOVENSKI STANDARD**  
**SIST EN 301 347 V6.7.1:2003**  
**01-december-2003**

---

8 [[ ]HUb]`WV] b]`hY`ca i b]\_UW`g\_]`g]ghYa `fZuU&ŽL`E`Gd`cýbUfUX]`g\_Ugkcf]hYj `g  
dU\_Yh]fUb]a ]`dcXUh\_]`f]`DFGL`E`Dfch\_c``ti bY]fUb`Uj `;`DFG`f]`HDL`dfY\_]`ja Ygb]\_U  
; b]`b];`d`E`f]`GA`\$`-`\*`\$žfUh`]`jWU`\*`"+`%ž]nXU`U`%-`+L`

Digital cellular telecommunications system (Phase 2+) (GSM); General Packet Radio Service (GPRS); GPRS Tunnelling Protocol (GTP) across the Gn and Gp Interface (GSM 09.60 version 6.7.1 Release 1997)

**iTeh STANDARD PREVIEW**  
**(standards.iteh.ai)**

<https://standards.iteh.ai/catalog/standards/sist/47ce93bb-0cd3-4e0a-b4e1-2d5366b115b7/sist-en-301-347-v6-7-1-2003>

Ta slovenski standard je istoveten z: **EN 301 347 Version 6.7.1**

---

**ICS:**

33.070.50	Globalni sistem za mobilno telekomunikacijo (GSM)	Global System for Mobile Communication (GSM)
-----------	---	--

**SIST EN 301 347 V6.7.1:2003** en

**iTeh STANDARD PREVIEW**  
**(standards.iteh.ai)**

SIST EN 301 347 V6.7.1:2003

<https://standards.iteh.ai/catalog/standards/sist/47ce93bb-0cd3-4e0a-b4e1-2d5366b115b7/sist-en-301-347-v6-7-1-2003>

# ETSI EN 301 347 V6.7.1 (2000-11)

European Standard (Telecommunications series)

**Digital cellular telecommunications system (Phase 2+);  
General Packet Radio Service (GPRS);  
GPRS Tunnelling Protocol (GTP)  
across the Gn and Gp Interface  
(GSM 09.60 version 6.7.1 Release 1997)**

iTeh STANDARD PREVIEW  
(standards.iteh.ai)

**GSM**®  
GLOBAL SYSTEM FOR  
MOBILE COMMUNICATIONS

[SIST EN 301 347 V6.7.1:2003](https://standards.iteh.ai/catalog/standards/sist/47ce93bb-0cd3-4e0a-b4e1-2d5366b115b7/sist-en-301-347-v6-7-1-2003)

<https://standards.iteh.ai/catalog/standards/sist/47ce93bb-0cd3-4e0a-b4e1-2d5366b115b7/sist-en-301-347-v6-7-1-2003>



---

**Reference**

REN/SMG-030960Q6R2

---

**Keywords**Digital cellular telecommunications system,  
Global System for Mobile communications (GSM)**ETSI**650 Route des Lucioles  
F-06921 Sophia Antipolis Cedex - FRANCE

Tel.: +33 4 92 94 42 00 Fax: +33 4 93 65 47 16

Siret N° 348 623 562 00017 - NAF 742 C  
Association à but non lucratif enregistrée à la  
Sous-Préfecture de Grasse (06) N° 7803/88**iTeh STANDARD PREVIEW**  
**(standards.iteh.ai)**SIST EN 301 347 V6.7.1:2003<https://standards.iteh.ai/catalog/standards/sist/47ce93bb-0cd3-4e0a-b4e1-2d5366b115b7/sist-en-301-347-v6-7-1-2003>

---

**Important notice**

Individual copies of the present document can be downloaded from:

<http://www.etsi.org>

The present document may be made available in more than one electronic version or in print. In any case of existing or perceived difference in contents between such versions, the reference version is the Portable Document Format (PDF). In case of dispute, the reference shall be the printing on ETSI printers of the PDF version kept on a specific network drive within ETSI Secretariat.

Users of the present document should be aware that the document may be subject to revision or change of status. Information on the current status of this and other ETSI documents is available at <http://www.etsi.org/tb/status/>

If you find errors in the present document, send your comment to:  
editor@etsi.fr

---

**Copyright Notification**

No part may be reproduced except as authorized by written permission.  
The copyright and the foregoing restriction extend to reproduction in all media.

© European Telecommunications Standards Institute 2000.  
All rights reserved.

# Contents

Intellectual Property Rights .....	6
Foreword.....	6
1 Scope .....	7
2 References .....	7
3 Definitions and abbreviations.....	8
3.1 Definitions .....	8
3.2 Abbreviations .....	9
4 General .....	9
5 Transmission order and bit definitions .....	10
6 GTP header.....	11
7 Signalling Plane.....	12
7.1 Signalling protocol .....	12
7.2 Signalling Message Formats.....	13
7.3 Usage of the GTP Header.....	13
7.4 Path Management messages .....	14
7.4.1 Echo Request .....	14
7.4.2 Echo Response.....	15
7.4.3 Version Not Supported.....	15
7.5 Tunnel Management messages.....	15
7.5.1 Create PDP Context Request.....	15
7.5.2 Create PDP Context Response.....	17
7.5.3 Update PDP Context Request.....	19
7.5.4 Update PDP Context Response.....	20
7.5.5 Delete PDP Context Request.....	21
7.5.6 Delete PDP Context Response.....	21
7.5.7 Create AA PDP Context Request.....	22
7.5.8 Create AA PDP Context Response.....	23
7.5.9 Delete AA PDP Context Request.....	24
7.5.10 Delete AA PDP Context Response.....	25
7.5.11 Error Indication.....	25
7.5.12 PDU Notification Request .....	26
7.5.13 PDU Notification Response.....	26
7.5.14 PDU Notification Reject Request.....	27
7.5.15 PDU Notification Reject Response.....	27
7.6 Location Management messages .....	28
7.6.1 Send Routeing Information for GPRS Request.....	28
7.6.2 Send Routeing Information for GPRS Response .....	29
7.6.3 Failure Report Request .....	29
7.6.4 Failure Report Response .....	30
7.6.5 Note MS GPRS Present Request .....	30
7.6.6 Note MS GPRS Present Response .....	31
7.7 Mobility Management messages .....	31
7.7.1 Identification Request .....	31
7.7.2 Identification Response.....	32
7.7.3 SGSN Context Request.....	32
7.7.4 SGSN Context Response .....	33
7.7.5 SGSN Context Acknowledge.....	34
7.8 Reliable delivery of signalling messages.....	35
7.9 Information elements.....	35
7.9.1 Cause.....	36
7.9.2 International Mobile Subscriber Identity (IMSI).....	37
7.9.3 Routing Area Identity (RAI).....	38

7.9.4	Temporary Logical Link Identity (TLLI) .....	39
7.9.5	Packet TMSI (P-TMSI).....	39
7.9.6	Quality of Service (QoS) Profile.....	39
7.9.7	Reordering Required.....	40
7.9.8	Authentication Triplet.....	40
7.9.9	MAP Cause.....	40
7.9.10	P-TMSI Signature.....	41
7.9.11	MS Validated.....	41
7.9.12	Recovery.....	41
7.9.13	Selection mode.....	42
7.9.14	Flow Label Data I.....	42
7.9.15	Flow Label Signalling.....	42
7.9.16	Flow Label Data II.....	43
7.9.17	Charging ID.....	43
7.9.18	End User Address.....	43
7.9.19	MM Context.....	45
7.9.20	PDP Context.....	46
7.9.21	Access Point Name.....	49
7.9.22	Protocol Configuration Options.....	49
7.9.23	GSN Address.....	49
7.9.24	MS International PSTN/ISDN Number (MSISDN).....	50
7.9.25	Private Extension.....	50
8	Transmission Plane.....	50
8.1	Protocol Stack.....	51
8.1.1	Usage of the GTP Header.....	51
8.1.1.1	Usage of the Sequence Number.....	51
8.2	Tunnelling between SGSNs.....	52
8.3	Tunnelling between GGSNs.....	52
9	Path Protocols.....	52
9.1	UDP/IP.....	52
9.1.1	UDP Header.....	52
9.1.1.1	Signalling request messages.....	52
9.1.1.2	Signalling response messages.....	52
9.1.1.3	Encapsulated T-PDUs.....	52
9.1.2	IP Header.....	52
9.1.2.1	Signalling request messages and Encapsulated T-PDUs.....	52
9.1.2.2	Signalling response messages.....	53
9.2	TCP/IP.....	53
9.2.1	TCP Header.....	53
9.2.2	IP Header.....	53
10	Error handling.....	53
10.1	Protocol errors.....	53
10.1.1	Different GTP versions.....	54
10.1.2	GTP Message too short.....	54
10.1.3	Unknown GTP signalling message.....	54
10.1.4	Unexpected GTP signalling message.....	54
10.1.5	Missing mandatorily present information element.....	54
10.1.6	Invalid Length.....	54
10.1.7	Invalid mandatory information element.....	54
10.1.8	Invalid optional information element.....	54
10.1.9	Unknown information element.....	55
10.1.10	Out of sequence information elements.....	55
10.1.11	Unexpected information element.....	55
10.1.12	Repeated information elements.....	55
10.1.13	Incorrect optional information elements.....	55
10.2	Path failure.....	55
10.3	MS detach.....	55
10.4	Restoration and Recovery.....	55

11	Inter-PLMN GTP communication over the Gp interface .....	56
12	IP, the networking technology used by GTP .....	56
12.1	IP version .....	56
12.2	IP fragmentation .....	56
12.2.1	MO direction .....	56
12.2.2	MT direction .....	56
12.2.3	Tunnelling from old to new SGSN .....	57
13	GTP parameters .....	57
13.1	Timers .....	57
13.2	Others .....	57
<b>Annex A (informative): Naming convention .....</b>		<b>62</b>
A.1	Routing Area Identities .....	62
A.2	GPRS Support Nodes .....	62
<b>Annex B (informative): A method for sequence number checking.....</b>		<b>63</b>
<b>Annex C (informative): Document change history .....</b>		<b>64</b>
History .....		65

## iTeh STANDARD PREVIEW (standards.iteh.ai)

[SIST EN 301 347 V6.7.1:2003](https://standards.iteh.ai/catalog/standards/sist/47ce93bb-0cd3-4e0a-b4e1-2d5366b115b7/sist-en-301-347-v6-7-1-2003)

<https://standards.iteh.ai/catalog/standards/sist/47ce93bb-0cd3-4e0a-b4e1-2d5366b115b7/sist-en-301-347-v6-7-1-2003>

## Intellectual Property Rights

IPRs essential or potentially essential to the present document may have been declared to ETSI. The information pertaining to these essential IPRs, if any, is publicly available for **ETSI members and non-members**, and can be found in ETSI SR 000 314: "*Intellectual Property Rights (IPRs); Essential, or potentially Essential, IPRs notified to ETSI in respect of ETSI standards*", which is available from the ETSI Secretariat. Latest updates are available on the ETSI Web server (<http://www.etsi.org/ipr>).

Pursuant to the ETSI IPR Policy, no investigation, including IPR searches, has been carried out by ETSI. No guarantee can be given as to the existence of other IPRs not referenced in ETSI SR 000 314 (or the updates on the ETSI Web server) which are, or may be, or may become, essential to the present document.

## Foreword

This European Standard (Telecommunications series) has been produced by ETSI Technical Committee Special Mobile Group (SMG).

The present document defines the Gn and Gp interfaces for the General Packet Radio Service (GPRS) within the digital cellular telecommunications system (Phase 2+).

The contents of the present document are subject to continuing work within SMG and may change following formal SMG approval. Should SMG modify the contents of the present document, it will then be re-submitted for OAP by ETSI with an identifying change of release date and an increase in version number as follows:

Version 6.x.y

where:

- 6 indicates Release 1997 of GSM Phase 2+
- x the second digit is incremented for all changes of substance, i.e. technical enhancements, corrections, updates, etc.
- y the third digit is incremented when editorial only changes have been incorporated in the specification.

**iTeh STANDARD PREVIEW**  
(standards.iteh.ai)

SIST EN 301 347 V6.7.1:2003

<https://standards.iteh.ai/catalog/standards/sist/47ce93bb-0cd3-4e0a-b4e1-2d5366b115b7/sist-en-301-347-v6-7-1-2003>

### National transposition dates

Date of adoption of this EN:	3 November 2000
Date of latest announcement of this EN (doa):	28 February 2001
Date of latest publication of new National Standard or endorsement of this EN (dop/e):	31 August 2001
Date of withdrawal of any conflicting National Standard (dow):	31 August 2001



---

# 1 Scope

The present document defines the Gn and Gp interfaces for the General Packet Radio Service (GPRS).

---

# 2 References

The following documents contain provisions which, through reference in this text, constitute provisions of the present document.

- References are either specific (identified by date of publication, edition number, version number, etc.) or non-specific.
- For a specific reference, subsequent revisions do not apply.
- For a non-specific reference, the latest version applies.
- A non-specific reference to an ETS shall also be taken to refer to later versions published as an EN with the same number.
- For this Release 1997 document, references to GSM documents are for Release 1997 versions (version 6.x.y).

- [1] GSM 01.04: "Digital cellular telecommunications system (Phase 2+); Abbreviations and acronyms".
- [2] GSM 03.03: "Digital cellular telecommunications system (Phase 2+); Numbering, addressing and identification".
- [3] GSM 03.07: "Digital cellular telecommunications system (Phase 2+); Restoration Procedures".
- [4] GSM 03.20: "Digital cellular telecommunications system (Phase 2+); Security related network functions".
- [5] GSM 03.60: "Digital cellular telecommunications system (Phase 2+); General Packet Radio Service (GPRS); Service Description; Stage 2".
- [6] GSM 03.64: "Digital cellular telecommunications system (Phase 2+); General Packet Radio Service (GPRS); Overall description of the GPRS Radio Interface; Stage 2".
- [7] GSM 04.08: "Digital cellular telecommunications system (Phase 2+); Mobile radio interface layer 3 - specification".
- [8] GSM 04.64: "Digital cellular telecommunications system (Phase 2+); Mobile Station - Serving GPRS Support Node (MS-SGSN) Logical Link Control (LLC) Layer Specification".
- [9] GSM 09.02: "Digital cellular telecommunications system (Phase 2+); Mobile Application Part (MAP) specification".

- [10] STD 0005: "Internet Protocol", J. Postel.
- [11] STD 0006: "User Datagram Protocol", J. Postel.
- [12] STD 0007: "Transmission Control Protocol", J. Postel.
- [13] RFC 1700: "Assigned Numbers", J. Reynolds and J. Postel.
- [14] RFC 2181: "Clarifications to the DNS Specification", R. Elz and R. Bush.
- [15] ITU-T Recommendation X.25: "Interface between data terminal equipment (DTE) and data circuit-terminating equipment (DCE) for terminals operating in the packet mode and connected to public data networks by dedicated circuit".
- [16] ITU-T Recommendation X.121: "International Numbering Plan for Public Data Networks".

## 3 Definitions and abbreviations

### 3.1 Definitions

For the purposes of the present document, the following terms and definitions apply:

**conditional:** when the presence requirement for the information element is conditional, the receiving protocol level can check the presence or absence of an IE based on the received information.

**G-PDU:** T-PDU plus a GTP header. A G-PDU is sent in a path.

**GTP-Flow:** GTP flow is defined by the unidirectional virtual aggregation of G-PDUs and/or signalling messages related to one or more GTP tunnels. A Flow Label included in the GTP header identifies a GTP flow. The meaning of the Flow Label is transparent for the transmitter side, only the receiver may evaluate the Flow Label.

**GTP tunnel:** GTP tunnel is defined by two associated PDP Contexts in different GSN nodes and is identified with a Tunnel ID. A GTP tunnel is necessary to forward packets between an external packet data network and an MS user.

**MM Context:** information sets held in MS and GSNs for a GPRS subscriber related to mobility management (MM) (please refer to the MM Context Information Element).

**MM Context ID:** IMSI or equivalent for use in conjunction with Anonymous Access (please refer to clause GTP Header).

**NSAPI:** Network Service Access Point Identifier. An integer value in the range [0; 15], identifying a certain PDP Context. It identifies a PDP context belonging to a specific MM Context ID.

**path:** UDP/IP path and TCP/IP path are examples of paths that may be used to multiplex GTP tunnels.

**path protocol:** Path Protocol is the protocol(s) used as a bearer of GTP between GSNs.

**PDP:** Packet Data Protocol (PDP) is a network protocol used by an external packet data network interfacing to GPRS.

**PDP Context:** information sets held in MS and GSNs for a PDP address (please refer to the PDP Context Information Element).

**quality of service:** Quality of Service may be applicable for the GPRS backbone if the path media supports it. Separate paths with different priorities may be defined between a GSN pair. However, the possible use of QoS in the GGSN is outside the scope of the GTP specification.

**signalling message:** GTP signalling messages are exchanged between GSN pairs in a path. The signalling messages are used to transfer GSN capability information between GSN pairs and to create, update and delete GTP tunnels.

**TCP/IP path:** TCP/IP path is a reliable connection-oriented path defined by two end-points and an end-point is defined by an IP address and a TCP port number. TCP/IP paths should be used when the T-PDUs are based on connection-oriented protocols, such as the X.25 packet layer protocol.

**T-PDU:** original packet, for example an IP datagram, from an MS or a network node in an external packet data network. A T-PDU is the payload that is tunnelled in the GTP tunnel.

**TID:** Tunnel ID (TID) consists of a MM Context ID and a NSAPI.

**UDP/IP path:** UDP/IP path is a connection-less path defined by two end-points and an end-point is defined by an IP address and a UDP port number. A UDP/IP path carries G-PDUs between GSN nodes related to one or more GTP tunnels. A UDP/IP path should be used when the T-PDUs are based on connection-less protocols, such as IP.

## 3.2 Abbreviations

Abbreviations used in the present document are listed in GSM 01.04.

For the purposes of the present document, the following additional abbreviations apply:

BB	Backbone Bearer
DF	Don't Fragment
FFS	For Further Study
Gn interface	Interface between GPRS Support Nodes (GSNs) within a PLMN
Gp interface	Interface between GPRS Support Nodes (GSNs) in different PLMNs
GTP	GPRS Tunneling Protocol
IANA	Internet Assigned Number Authority
ICMP	Internet Control Message Protocol
IP	Internet Protocol
IPv4	Internet Protocol version 4
IPv6	Internet Protocol version 6
MTU	Maximum Transmission Unit
QoS	Quality of Service
TCP	Transmission Control Protocol
TID	Tunnel Identifier
UDP	User Datagram Protocol

[https://standards.iteh.ai/catalog/standards/sist/47ce93bb-0cd3-4e0a-b4e1-](https://standards.iteh.ai/catalog/standards/sist/47ce93bb-0cd3-4e0a-b4e1-2d5366b115b7/sist-en-301-347-v6-7-1-2003)

[2d5366b115b7/sist-en-301-347-v6-7-1-2003](https://standards.iteh.ai/catalog/standards/sist/47ce93bb-0cd3-4e0a-b4e1-2d5366b115b7/sist-en-301-347-v6-7-1-2003)

## 4 General

The present document defines the GPRS Tunnelling Protocol (GTP), i.e. the protocol between GSN nodes in the GPRS backbone network. It includes both the GTP signalling and data transfer procedures.

GTP is defined both for the Gn interface, i.e. the interface between GSNs within a PLMN, and the Gp interface between GSNs in different PLMNs. These interfaces relevant to GTP are between the grey boxes shown in figure 1.

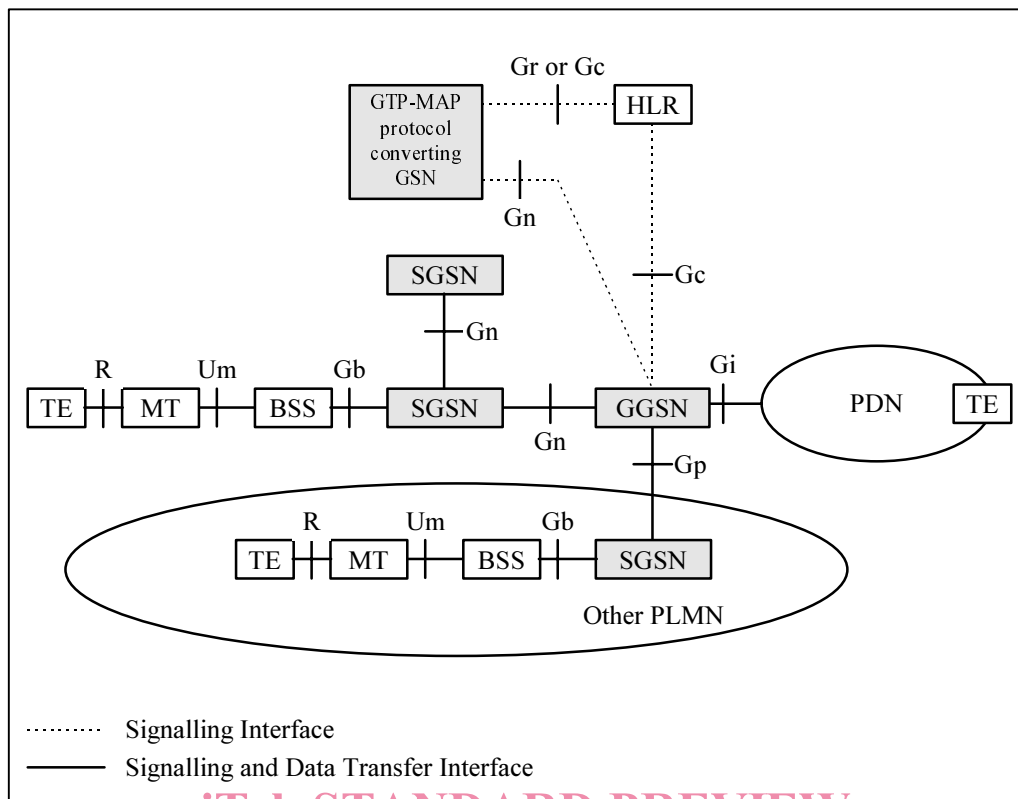


Figure 1: GPRS Logical Architecture with interface name denotations

GTP allows multiprotocol packets to be tunneled through the GPRS Backbone between GPRS Support Nodes (GSNs).

In the signalling plane, GTP specifies a tunnel control and management protocol that allows the SGSN to provide GPRS network access for a MS. Signalling is used to create, modify and delete tunnels.

In the transmission plane, GTP uses a tunnelling mechanism to provide a service for carrying user data packets. The choice of path is dependent on whether the user data to be tunneled requires a reliable link or not.

The GTP protocol is implemented only by SGSNs and GGSNs. No other systems need to be aware of GTP. GPRS MSs are connected to a SGSN without being aware of GTP.

It is assumed that there will be a many-to-many relationship between SGSNs and GGSNs. A SGSN may provide service to many GGSNs. A single GGSN may associate with many SGSNs to deliver traffic to a large number of geographically diverse mobile stations.

## 5 Transmission order and bit definitions

The messages in the present document shall be transmitted in network octet order starting with octet 1.

The most significant bit of an octet in a GTP message is bit 8. If a value in a GTP message spans several octets and nothing else is stated, the most significant bit is bit 8 of the octet with the lowest number. Where information elements are repeated within a message, the order shall be determined by the order of appearance in the table defining the information elements in the message.

## 6 GTP header

The GTP header shall be a fixed format 20-octet header used for all GTP messages.

- Version shall be set to 0 to indicate this, the first version of GTP. For the treatment of other versions, see clause 10.1.1, "Different GTP versions".
- Spare '1': These unused bits shall be set to '1' by the sending side and shall not be evaluated by the receiving side.
- SNN is a flag indicating if SNDCP N-PDU Number is included or not.
- Message Type indicates the type of GTP message.
- Length indicates the length in octets of the GTP message (G-PDU), excluding the GTP header. Bit 8 of octet 3 is the most significant bit and bit 1 of octet 4 is the least significant bit of the length field.
- Sequence Number is a transaction identity for signalling messages and an increasing sequence number for tunnelled T-PDUs.
- SNDCP N-PDU Number is used at the Inter SGSN Routeing Area Update procedure to co-ordinate the data transmission between the MS and SGSN.
- TID is the tunnel identifier that points out MM and PDP contexts (see Figure 3: Tunnel ID (TID) format).
- The flow label identifies unambiguously a GTP flow.

All fields in the GTP header shall always be present but the content of the fields differs depending on if the header is used for signalling messages (see the sub-clause Usage of the GTP Header in the clause Signalling Plane) or T-PDUs (see the sub-clause Usage of the GTP Header in the clause Transmission Plane).

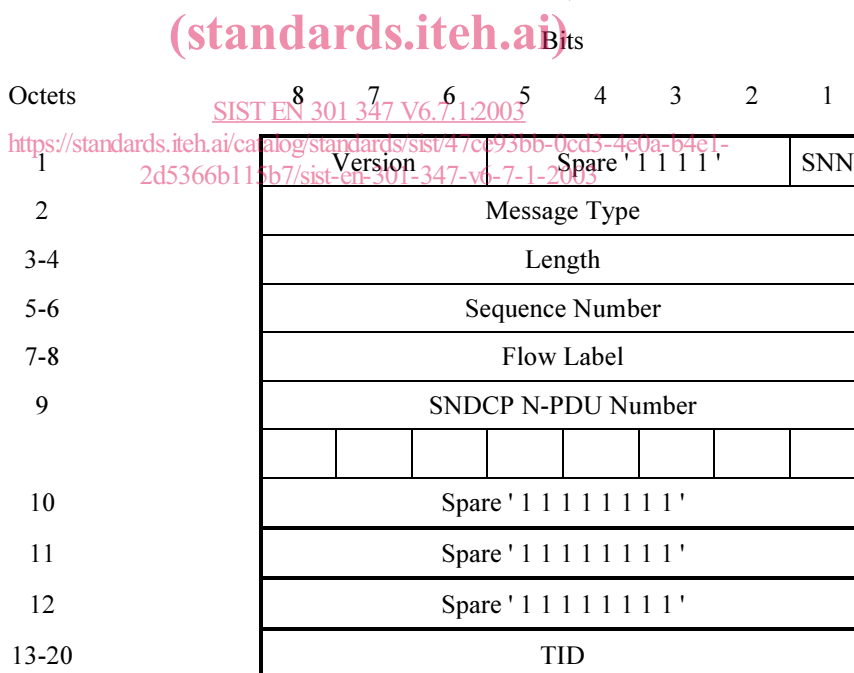
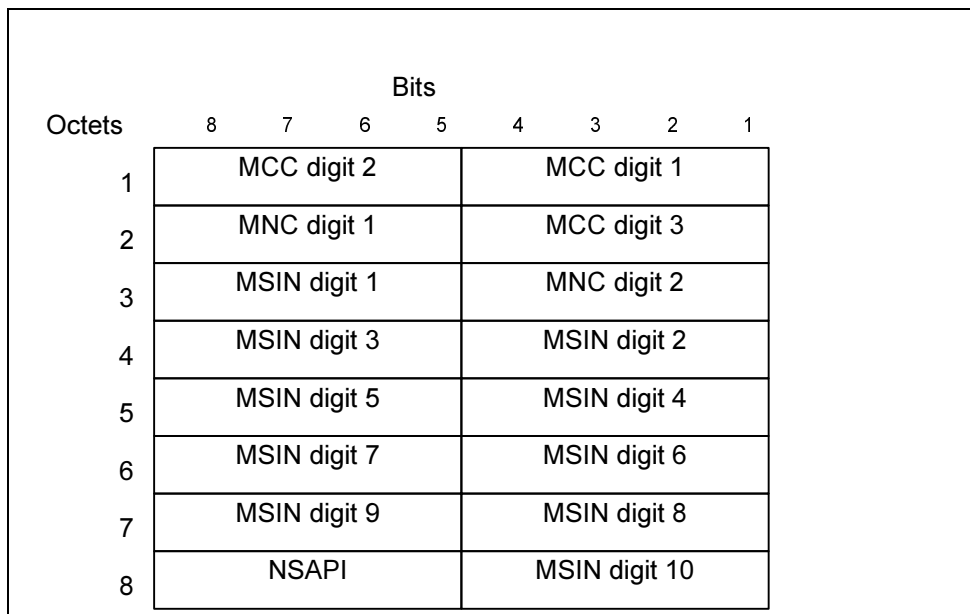


Figure 2: Outline of GTP header



NOTE 1: The MCC, MNC and MSIN are parts of the IMSI defined in GSM 03.03. For Anonymous Access, the MSIN shall be replaced by a number assigned by the particular PLMN. The assigned number shall not collide with any MSIN used in the PLMN and shall be unique within the PLMN.

NOTE 2: MSIN digits not used shall be set to F (HEX).

Figure 3: Tunnel ID (TID) format

iTeh STANDARD PREVIEW  
(standards.iteh.ai)

## 7 Signalling Plane

The signalling plane in this case relates to GPRS Mobility Management functions like for example GPRS Attach, GPRS Routing Area Update and Activation of PDP Contexts. The signalling between GSN nodes shall be performed by the GPRS Tunnelling Protocol (GTP).

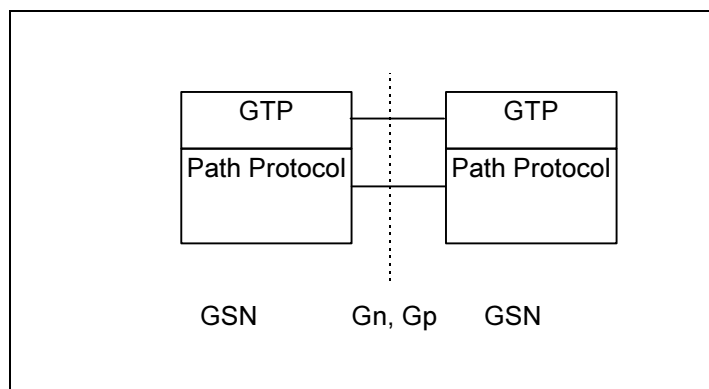


Figure 4: Signalling Plane - Protocol stack

### 7.1 Signalling protocol

The GTP signalling flow shall be logically associated with, but separate from, the GTP tunnels. For each GSN-GSN pair one or more paths exist. One or more tunnels may use each path. GTP shall be the means by which tunnels are established, used, managed and released. A path may be maintained by keep-alive echo messages. This ensures that a connectivity failure between GSNs can be detected in a timely manner.

## 7.2 Signalling Message Formats

GTP defines a set of signalling messages between two associated GSNs. The signalling messages to be used are defined in the table below.

**Table 1: Signalling messages**

Message Type value (Decimal)	Signalling message	Reference
0	For future use. Shall not be sent. If received, shall be treated as an Unknown message.	
1	Echo Request	7.4.1
2	Echo Response	7.4.2
3	Version Not Supported	7.4.3
4-15	For future use. Shall not be sent. If received, shall be treated as an Unknown message.	
16	Create PDP Context Request	7.5.1
17	Create PDP Context Response	7.5.2
18	Update PDP Context Request	7.5.3
19	Update PDP Context Response	7.5.4
20	Delete PDP Context Request	7.5.5
21	Delete PDP Context Response	7.5.6
22	Create AA PDP Context Request	7.5.7
23	Create AA PDP Context Response	7.5.8
24	Delete AA PDP Context Request	7.5.9
25	Delete AA PDP Context Response	7.5.10
26	Error Indication	7.5.11
27	PDU Notification Request	7.5.12
28	PDU Notification Response	7.5.13
29	PDU Notification Reject Request	7.5.14
30	PDU Notification Reject Response	7.5.15
31	For future use. Shall not be sent. If received, shall be treated as an Unknown message.	
32	Send Routing Information for GPRS Request	7.6.1
33	Send Routing Information for GPRS Response	7.6.2
34	Failure Report Request	7.6.3
35	Failure Report Response	7.6.4
36	Note MS GPRS Present Request	7.6.5
37	Note MS GPRS Present Response	7.6.6
38-47	For future use. Shall not be sent. If received, shall be treated as an Unknown message.	
48	Identification Request	7.7.1
49	Identification Response	7.7.2
50	SGSN Context Request	7.7.3
51	SGSN Context Response	7.7.4
52	SGSN Context Acknowledge	7.7.5
53-254	For future use. Shall not be sent. If received, shall be treated as an Unknown message.	
255	T-PDU	8.1.1

## 7.3 Usage of the GTP Header

For signalling messages the GTP header shall be used as follows:

- SNN shall be set to 0;
- Message Type shall be set to the unique value that is used for each type of signalling message;
- Length shall be the length, in octets, of the signalling message excluding the GTP header;