

INTERNATIONAL STANDARD

Coaxial communication cables –
Part 6-4: Detail specification for 75-7 type CATV drop cables
STANDARD PREVIEW
(standards.iteh.ai)

[IEC 61196-6-4:2020](https://standards.iteh.ai/catalog/standards/sist/b87c4bcf-453f-47c6-bceb-e6e02824ed3c/iec-61196-6-4-2020)

<https://standards.iteh.ai/catalog/standards/sist/b87c4bcf-453f-47c6-bceb-e6e02824ed3c/iec-61196-6-4-2020>



THIS PUBLICATION IS COPYRIGHT PROTECTED
Copyright © 2020 IEC, Geneva, Switzerland

All rights reserved. Unless otherwise specified, no part of this publication may be reproduced or utilized in any form or by any means, electronic or mechanical, including photocopying and microfilm, without permission in writing from either IEC or IEC's member National Committee in the country of the requester. If you have any questions about IEC copyright or have an enquiry about obtaining additional rights to this publication, please contact the address below or your local IEC member National Committee for further information.

IEC Central Office
3, rue de Varembe
CH-1211 Geneva 20
Switzerland

Tel.: +41 22 919 02 11
info@iec.ch
www.iec.ch

About the IEC

The International Electrotechnical Commission (IEC) is the leading global organization that prepares and publishes International Standards for all electrical, electronic and related technologies.

About IEC publications

The technical content of IEC publications is kept under constant review by the IEC. Please make sure that you have the latest edition, a corrigendum or an amendment might have been published.

IEC publications search - webstore.iec.ch/advsearchform

The advanced search enables to find IEC publications by a variety of criteria (reference number, text, technical committee,...). It also gives information on projects, replaced and withdrawn publications.

IEC Just Published - webstore.iec.ch/justpublished

Stay up to date on all new IEC publications. Just Published details all new publications released. Available online and once a month by email.

IEC Customer Service Centre - webstore.iec.ch/csc

If you wish to give us your feedback on this publication or need further assistance, please contact the Customer Service Centre: sales@iec.ch.

Electropedia - www.electropedia.org

The world's leading online dictionary on electrotechnology, containing more than 22 000 terminological entries in English and French, with equivalent terms in 16 additional languages. Also known as the International Electrotechnical Vocabulary (IEV) online.

IEC Glossary - std.iec.ch/glossary

67 000 electrotechnical terminology entries in English and French extracted from the Terms and Definitions clause of IEC publications issued since 2002. Some entries have been collected from earlier publications of IEC TC 37, 77, 86 and CISPR.

[IEC 61196-6-4:2020](https://standards.iec.ch)

<https://standards.iec.ch/catalog/standards/sist/b87c4bcf-453f-47c6-bceb-e6e02824ed3c/iec-61196-6-4-2020>

INTERNATIONAL STANDARD

**Coaxial communication cables –
Part 6-4: Detail specification for 75-7 type CATV drop cables**

STANDARD PREVIEW
(standards.iteh.ai)

<https://standards.iteh.ai/catalog/standards/sist/b87c4bcf-453f-47c6-bceb-e6e02824ed3c/iec-61196-6-4-2020>

INTERNATIONAL
ELECTROTECHNICAL
COMMISSION

ICS 33.120.10

ISBN 978-2-8322-8229-8

Warning! Make sure that you obtained this publication from an authorized distributor.

CONTENTS

FOREWORD	3
1 Scope	5
2 Normative references	5
3 Terms and definitions	5
4 Detail specification	6
Annex A (normative) Cable identification and marking	11
A.1 Cable identification	11
A.1.1 Type name	11
A.1.2 Variants	11
A.1.3 Screening classes	11
A.2 Cable marking	12
Annex B (normative) Attenuation	13
Table B.1 – Maximum attenuation	13

iTeh STANDARD PREVIEW **(standards.iteh.ai)**

[IEC 61196-6-4:2020](#)

<https://standards.iteh.ai/catalog/standards/sist/b87c4bcf-453f-47c6-bceb-e6e02824ed3c/iec-61196-6-4-2020>

INTERNATIONAL ELECTROTECHNICAL COMMISSION

COAXIAL COMMUNICATION CABLES –

Part 6-4: Detail specification for 75-7 type CATV drop cables

FOREWORD

- 1) The International Electrotechnical Commission (IEC) is a worldwide organization for standardization comprising all national electrotechnical committees (IEC National Committees). The object of IEC is to promote international co-operation on all questions concerning standardization in the electrical and electronic fields. To this end and in addition to other activities, IEC publishes International Standards, Technical Specifications, Technical Reports, Publicly Available Specifications (PAS) and Guides (hereafter referred to as “IEC Publication(s)”). Their preparation is entrusted to technical committees; any IEC National Committee interested in the subject dealt with may participate in this preparatory work. International, governmental and non-governmental organizations liaising with the IEC also participate in this preparation. IEC collaborates closely with the International Organization for Standardization (ISO) in accordance with conditions determined by agreement between the two organizations.
- 2) The formal decisions or agreements of IEC on technical matters express, as nearly as possible, an international consensus of opinion on the relevant subjects since each technical committee has representation from all interested IEC National Committees.
- 3) IEC Publications have the form of recommendations for international use and are accepted by IEC National Committees in that sense. While all reasonable efforts are made to ensure that the technical content of IEC Publications is accurate, IEC cannot be held responsible for the way in which they are used or for any misinterpretation by any end user.
- 4) In order to promote international uniformity, IEC National Committees undertake to apply IEC Publications transparently to the maximum extent possible in their national and regional publications. Any divergence between any IEC Publication and the corresponding national or regional publication shall be clearly indicated in the latter.
<http://standards.iteh.ai/catalog/standards/sist/187e41b5-f153f17e-61bcb-2828ac3e-114-010>
- 5) IEC itself does not provide any attestation of conformity. Independent certification bodies provide conformity assessment services and, in some areas, access to IEC marks of conformity. IEC is not responsible for any services carried out by independent certification bodies.
- 6) All users should ensure that they have the latest edition of this publication.
- 7) No liability shall attach to IEC or its directors, employees, servants or agents including individual experts and members of its technical committees and IEC National Committees for any personal injury, property damage or other damage of any nature whatsoever, whether direct or indirect, or for costs (including legal fees) and expenses arising out of the publication, use of, or reliance upon, this IEC Publication or any other IEC Publications.
- 8) Attention is drawn to the Normative references cited in this publication. Use of the referenced publications is indispensable for the correct application of this publication.
- 9) Attention is drawn to the possibility that some of the elements of this IEC Publication may be the subject of patent rights. IEC shall not be held responsible for identifying any or all such patent rights.

International Standard IEC 61196-6-4 has been prepared by subcommittee 46A: Coaxial cables, of IEC technical committee 46: Cables, wires, waveguides, RF connectors, RF and microwave passive components and accessories.

This second edition cancels and replaces the first edition, published in 2018. This edition constitutes a technical revision.

This edition includes the following significant technical changes with respect to the previous edition:

- designation of variants including construction details;
- consistent screening classes;
- bending test only for flexible cables.

The text of this International Standard is based on the following documents:

FDIS	Report on voting
46A/1404/FDIS	46A/1411/RVD

Full information on the voting for the approval of this International Standard can be found in the report on voting indicated in the above table.

This document has been drafted in accordance with the ISO/IEC Directives, Part 2.

It is to be used in conjunction with IEC 61196-1:2005 and IEC 61196-6:2009.

A list of all parts in the IEC 61196 series, published under the general title *Coaxial communication cables*, can be found on the IEC website.

The committee has decided that the contents of this document will remain unchanged until the stability date indicated on the IEC website under "<http://webstore.iec.ch>" in the data related to the specific document. At this date, the document will be

- reconfirmed,
- withdrawn,
- replaced by a revised edition, or
- amended.

ITEH STANDARD PREVIEW
(standards.iteh.ai)

[IEC 61196-6-4:2020](https://standards.iteh.ai/catalog/standards/sist/b87c4bcf-453f-47c6-bceb-e6e02824ed3c/iec-61196-6-4-2020)

<https://standards.iteh.ai/catalog/standards/sist/b87c4bcf-453f-47c6-bceb-e6e02824ed3c/iec-61196-6-4-2020>

COAXIAL COMMUNICATION CABLES –

Part 6-4: Detail specification for 75-7 type CATV drop cables

1 Scope

This part of IEC 61196 applies to coaxial communication cables described in IEC 61196-6. It specifies the requirements for 75-7 type CATV drop cables. These cables are used in CATV distribution systems, surveillance & control systems, satellite television receiving systems and as bidirectional hybrid fibre coaxes (HFC). The operating frequency is from 5 MHz to 3 000 MHz.

This part of IEC 61196 is to be used in conjunction with IEC 61196-1:2005 and IEC 61196-6:2009. It determines the layout and style with respect to the model and type.

2 Normative references

The following documents are referred to in the text in such a way that some or all of their content constitutes requirements of this document. For dated references, only the edition cited applies. For undated references, the latest edition of the referenced document (including any amendments) applies.

NOTE Documents which are needed to achieve the tests according to Clause 4, item [8] or item [9], respectively, are listed in IEC 61196-6.

IEC 60966-4 (all parts), [Radio frequency and coaxial cable assemblies](https://standards.iteh.ai/standards/iec-61196-6-4-2020)

IEC 61196-1:2005, *Coaxial communication cables – Part 1: Generic specification – General, definitions and requirements*

IEC 61196-1-115, *Coaxial communication cables – Part 1-115: Electrical test methods – Test for regularity of impedance (pulse/step function return loss)*

IEC 61196-1-314:2015, *Coaxial communication cables – Part 1-314: Mechanical test methods – Test for bending*

IEC 61196-6:2009, *Coaxial communication cables – Part 6: Sectional specification for CATV drop cables*

IEC 62153-4-3, *Metallic communication cable test methods – Part 4-3: Electromagnetic compatibility (EMC) – Surface transfer impedance – Triaxial method*

IEC 62153-4-4, *Metallic communication cable test methods – Part 4-4: Electromagnetic compatibility (EMC) – Test method for measuring of the screening attenuation as up to and above 3 GHz, triaxial method*

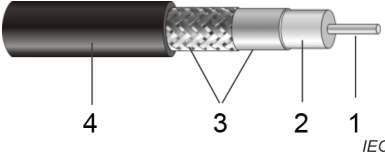
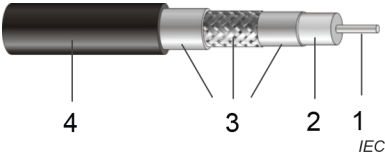
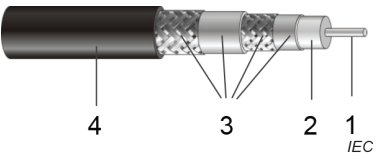
3 Terms and definitions

No terms and definitions are listed in this document.

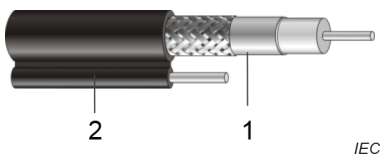
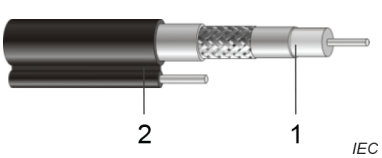
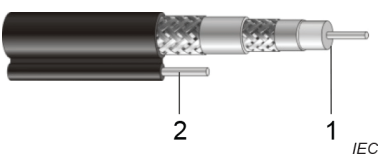
ISO and IEC maintain terminological databases for use in standardization at the following addresses:

- IEC Electropedia: available at <http://www.electropedia.org/>
- ISO Online browsing platform: available at <http://www.iso.org/obp>

4 Detail specification

COAXIAL COMMUNICATION CABLES – Part 6-4: Detail specification for 75-7 type CATV drop cables				
[1] Prepared by: IEC SC 46A		[2] Document No.: IEC 61196-6-4 Issue: Edition 2.0 Date:		
[3] Available from: IEC		[4] Generic specification: IEC 61196-1 Sectional specification: IEC 61196-6		
[5] Additional references				
[6] Cable construction				
<div style="display: flex; justify-content: space-around; align-items: flex-end;"> <div style="text-align: center;"> <p>75-7S (Standard shield)</p>  <p>1: Inner conductor 2: Dielectric 3: Shield 4: Sheath or jacket</p> </div> <div style="text-align: center;"> <p>75-7T (Tri-shield)</p>  <p>1: Inner conductor 2: Dielectric 3: Shield 4: Sheath or jacket</p> </div> <div style="text-align: center;"> <p>75-7Q (Quad-shield)</p>  <p>1: Inner conductor 2: Dielectric 3: Shield 4: Sheath or jacket</p> </div> </div>				
Variant^a constructions				
Inner conductor	Material	BC or CCS		
	Diameter (mm)	1,63		
	Tolerance (mm)	± 0,02		
Dielectric	Material	Foamed PE		
	Diameter (mm)	7,11		
	Tolerance (mm)	± 0,15		
Outer conductor or shield	Material	ALT+A or ALT+TC	ALT+A+ALT or ALT+TC+ALT	ALT+A+ALT+A or ALT+TC+ALT+TC
	Inner shield diameter (mm)	7,32		
	Tolerance (mm)	± 0,15		
	Longitudinally overlap (%)	18 to 35		
	Braid coverage (%)	≥ 59	≥ 59	Inner braid ≥ 59 Outer braid ≥ 32
	Maximum outer diameter (mm)	8,30	8,45	9,10
Sheath or jacket	Material	PVC or PE or LSZH		
	Minimum thickness (mm)	0,80	0,73	0,51
	Diameter (mm)	10,16	10,16	10,34
	Tolerance (mm)	± 0,25		

<p>NOTE</p> <p>BC – Bare copper wire</p> <p>CCS – Copper clad steel wire</p> <p>ALT – Aluminium-polymeric laminated tape</p> <p>A – Aluminium alloy wire</p> <p>TC – Tinned copper wire</p> <p>PE – Polyethylene</p> <p>PVC – Polyvinylchloride</p> <p>LSZH – Low smoke zero halogen polyolefin</p>
<p>^a Variants are shown in Annex A.</p>

Messenger construction (when applicable)			
75-7S-Y-Z-A-B /M ^a (Standard shield + Messenger)	75-7T-Y-Z-A-B /M (Tri-shield + Messenger)	75-7Q-Y-Z-A-B /M (Quad-shield + Messenger)	
			
1: Dual shield cable 2: Messenger	1: Tri-shield cable 2: Messenger	1: Quad-shield cable 2: Messenger	
Integral messenger	Material	Zinc coated carbon steel wire	
	Diameter (mm)	1,83 ± 0,05	2,11 ± 0,05
	Tensile strength (kgf)	156,9	193,7
	Elongation (%)	≤ 3,0	
	Corrosion properties	NS	
NOTE Cable constructions of messenger cable are the same as described above cable.			
^a Variants are shown in Annex A.			

[7] Engineering information (reference only)	
Operating temperature range	-40 °C to 70 °C (PE sheath) -20 °C to 70 °C (PVC sheath) -15 °C to 70 °C (LSZH sheath)
Operating frequency range	5 MHz to 3 000 MHz
Nominal characteristic impedance	75 Ω
Minimum bending radius	10 × D (D is the nominal cable outer diameter)
Relative propagation velocity	85 % (nominal)
Maximum current carrying capacity (Inner conductor T _c max = 65 °C)	14 A (T _a = 20 °C); 10 A (T _a = 40 °C) for BC conductor 7 A (T _a = 20 °C); 5 A (T _a = 40 °C) for CCS conductor
Cable identification and marking	See Annex A.