

---

# International Standard



# 4415

---

INTERNATIONAL ORGANIZATION FOR STANDARDIZATION • МЕЖДУНАРОДНАЯ ОРГАНИЗАЦИЯ ПО СТАНДАРТИЗАЦИИ • ORGANISATION INTERNATIONALE DE NORMALISATION

---

## Size designation of clothes — Men's and boys' underwear, nightwear and shirts

*Désignation des tailles de vêtements — Sous-vêtements, vêtements de nuit et chemises pour hommes et garçons*

First edition — 1981-07-15

**ITeh STANDARD PREVIEW**  
**(standards.iteh.ai)**

[ISO 4415:1981](https://standards.iteh.ai/catalog/standards/sist/589400a3-38e4-4538-aa82-7ec160f38fc6/iso-4415-1981)

<https://standards.iteh.ai/catalog/standards/sist/589400a3-38e4-4538-aa82-7ec160f38fc6/iso-4415-1981>

---

UDC 687.211 : 389.17 : 003.62

Ref. No. ISO 4415-1981 (E)

Descriptors : clothing, underwear, men, human body, dimensions, designation, measurement, labelling, graphic symbols.

## Foreword

ISO (the International Organization for Standardization) is a worldwide federation of national standards institutes (ISO member bodies). The work of developing International Standards is carried out through ISO technical committees. Every member body interested in a subject for which a technical committee has been set up has the right to be represented on that committee. International organizations, governmental and non-governmental, in liaison with ISO, also take part in the work.

Draft International Standards adopted by the technical committees are circulated to the member bodies for approval before their acceptance as International Standards by the ISO Council.

International Standard ISO 4415 was developed by Technical Committee ISO/TC 133, *Sizing systems and designations for clothes*, and was circulated to the member bodies in May 1980.

It has been approved by the member bodies of the following countries:

Australia	India	Sweden
Brazil	Ireland	Switzerland
China	Israel	United Kingdom
Denmark	Italy	USA
Egypt, Arab Rep. of	Korea, Rep. of	USSR
Finland	Romania	Yugoslavia
France	South Africa, Rep. of	
Hungary	Spain	

The member bodies of the following countries expressed disapproval of the document on technical grounds :

Canada  
Germany, F.R.  
Japan  
Netherlands  
Poland

# Size designation of clothes – Men's and boys' underwear, nightwear and shirts

## 0 Introduction

This International Standard is one of a series which deals essentially with the size designation of clothing, and is not directly concerned with sizing systems as such.

The primary aim of this and other International Standards in this series, is the establishment of a size designation system that indicates (in a simple, direct and meaningful manner) the body size of the man or boy that a garment is intended to fit. Provided that the shape of his body (as indicated by the appropriate dimensions) has been accurately determined this system will facilitate the choice of garments that fit.

The size designation system is based on body and not garment measurements. Choice of garment measurements is normally left to the designer and the manufacturer, who are concerned with style, cut and other fashion elements, and who must make due allowance for garments normally worn beneath a specific garment.

Definitions and body measurement procedure are prescribed in ISO 3635, which is applicable to all categories of clothing.

## 1 Scope and field of application

This International Standard establishes a system of designating the sizes of men's and boys' underwear, nightwear and shirts that are classified as

- a) covering the upper body only, or
- b) covering the whole body, or
- c) covering the lower body only,

and applies to civilian and uniform garments.<sup>1)</sup>

Both the control dimensions on which the size designation system is based, and the method of indicating the size designation on a garment label, are laid down.

## 2 Reference

This International Standard should be read in conjunction with the following International Standard :

ISO 3635, *Size designation of clothes – Definitions and body measurement procedure.*

## 3 Definitions

For the purposes of this International Standard, the definitions given in ISO 3635 and the following definitions apply :

**3.1 man** : A male person whose growth in height is finished.

**3.2 boy** : A male person whose growth in height is not yet finished.

## 4 Control dimensions

The control dimensions shall be as follows :

- a) Men's garments covering the upper body only :

**Other than formal and uniform shirts**

**Formal and uniform shirts**

Chest girth

Neck girth

- b) Boys' garments covering the upper body only :

**Other than formal and uniform shirts**

**Formal and uniform shirts**

- 1) Chest girth
- 2) Height

- 1) Neck girth
- 2) Height

1) Examples of garments covered by this International Standard are given in the annex.

- c) Men's garments covering the whole body :
  - 1) Chest girth
  - 2) Waist girth
  - 3) Height
- d) Boys' garments covering the whole body :
  - 1) Height
  - 2) Chest girth
  - 3) Waist girth
- e) Men's garments covering the lower body only :
  - Waist girth
- f) Boys' garments covering the lower body only :
  - 1) Waist girth
  - 2) Height

## 5 Size designation

**5.1** The size designation of each garment shall comprise the control dimensions (see clause 4), in centimetres, of the intended wearer of that garment. Where practicable, the standard pictogram, as given in ISO 3635, should be used as a means of indicating the size designation. Where it is not practicable to use the standard pictogram, the control measurements shall be given, together with the descriptive words such as chest girth, waist girth, etc., alongside, in the order in which they are given in clause 4.

NOTE — The above requirements shall not preclude the use, in exceptional instances and as specified by the national standards organization concerned, of

- a) size designations comprising only one or two of the applicable control dimensions;
- b) size designations shown as a range by stating the minimum and maximum control measurements separated by an oblique stroke or hyphen.

**5.2** Garment measurements shall not be incorporated in the size designation but, where considered of value, garment measurements may be indicated separately (see 6.3).

## 6 Labelling

### 6.1 Method

The size designation of each garment shall be indicated clearly, conspicuously and in plainly legible form on a label, or on a swing ticket, or on both. Pictograms shall be large enough to ensure immediate understanding and numerals shall, in all cases, be readily discernible.

### 6.2 Attachment

The label or swing ticket shall be securely attached to the garment and so positioned as to be easily readable.

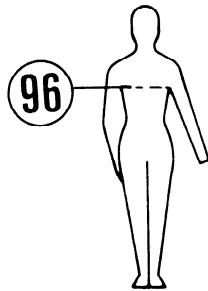
### 6.3 Additional information

Information additional to the size designation may be separately indicated on the label, or on the swing ticket, or on both, provided that it does not in any way reduce the prominence and conspicuousness of the size designation. Such additional information may include a size code number, body measurements, or garment measurements considered to constitute useful information.

### 6.4 Examples of labels

The examples of labels given in figures 1 and 2 illustrate methods of labelling that range from the simple indication on the standard pictogram of the relevant control dimensions to more elaborate forms that provide additional information, such as a garment measurement or a size code number. Where the size designation is supplemented by a size code number, separation of the two, as illustrated, renders the size code number readily recognizable as being part of a system of size designation adopted by a national or limited population group only.

a) Man's singlet

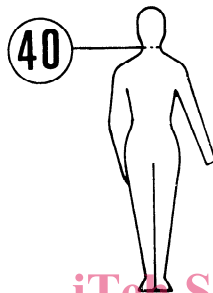


or

CHEST GIRTH	96
MEDIUM	

1)

b) Man's formal shirt



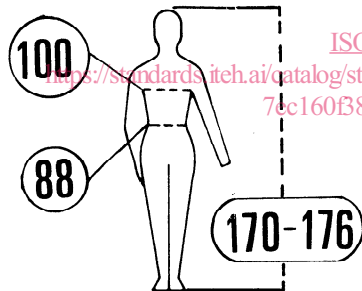
or

NECK GIRTH	40
ARM LENGTH	74

1)

**ITeH STANDARD PREVIEW**  
(standards.iteh.ai)

c) Man's combinations



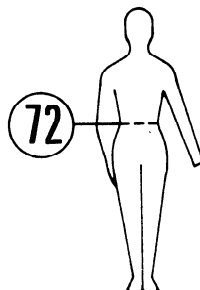
[ISO 4415:1981](https://standards.iteh.ai/catalog/standards/sist/589400a3-38e4-4538-aa82-7bc160b38fc6/iso-4415-1981)

<https://standards.iteh.ai/catalog/standards/sist/589400a3-38e4-4538-aa82-7bc160b38fc6/iso-4415-1981>

or

CHEST GIRTH	100
WAIST GIRTH	88
HEIGHT	170-176

d) Man's long underpants



or

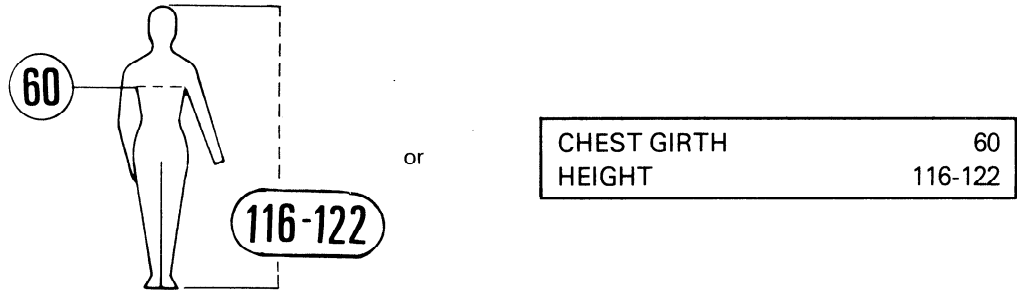
WAIST GIRTH	72
HEIGHT	164-170

1)

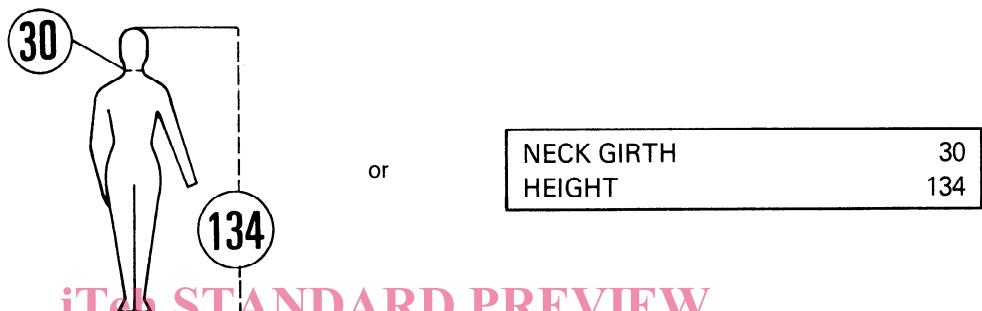
Figure 1 – Examples of labels for men's wear garments

1) Examples of additional information included in accordance with 6.3.

a) Boy's tee-shirt

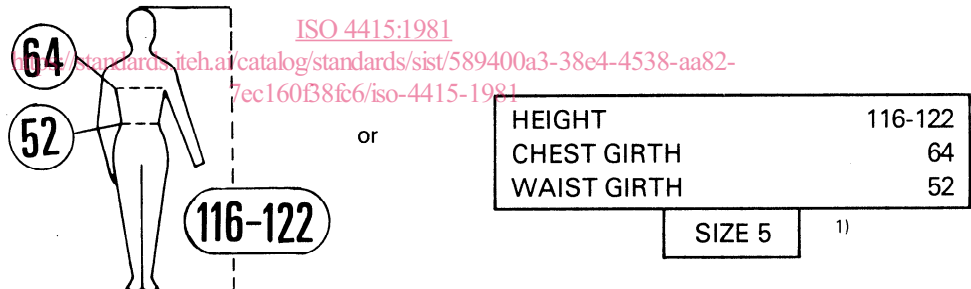


b) Boy's school shirt



ITEH STANDARD PREVIEW  
(standards.iteh.ai)

c) Boy's pyjamas



ISO 4415:1981

<https://standards.iteh.ai/catalog/standards/sist/589400a3-38e4-4538-aa82-7ec160f38fc6/iso-4415-1981>

d) Boy's underpants

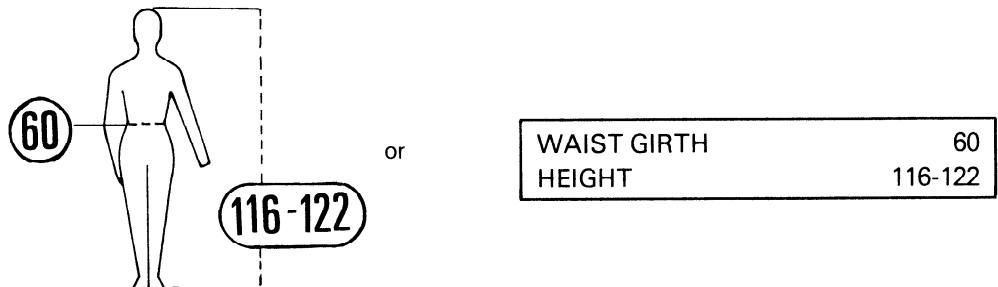


Figure 2 — Examples of labels for boys' wear garments

1) Examples of additional information included in accordance with 6.3.

## Annex

### Examples of relevant garments

#### A.1 Garments covering the upper body only

- a) Singlets, vests, undershirts.
- b) Sport shirts, polo shirts, tee-shirts.
- c) Formal and uniform shirts (business, dress, tunic, school shirts).<sup>1)</sup>

#### A.2 Garments covering the whole body

- a) Combinations.
- b) Nightwear (pyjamas, pyjavests, nightshirts).

#### A.3 Garments covering the lower body only

- a) Briefs, underpants, undershorts.
- b) Long underpants.

**iTeh STANDARD PREVIEW**  
**(standards.iteh.ai)**

[ISO 4415:1981](https://standards.iteh.ai/catalog/standards/sist/589400a3-38e4-4538-aa82-7ec160f38fc6/iso-4415-1981)

<https://standards.iteh.ai/catalog/standards/sist/589400a3-38e4-4538-aa82-7ec160f38fc6/iso-4415-1981>

---

1) Where fit at the neck is important.

**iTeh STANDARD PREVIEW**  
**(standards.iteh.ai)**

This page intentionally left blank

ISO 4415:1981

<https://standards.iteh.ai/catalog/standards/sist/589400a3-38e4-4538-aa82-7ec160f38fc6/iso-4415-1981>