

INTERNATIONAL STANDARD

ISO
4510-1

Second edition
1987-10-01



INTERNATIONAL ORGANIZATION FOR STANDARDIZATION
ORGANISATION INTERNATIONALE DE NORMALISATION
МЕЖДУНАРОДНАЯ ОРГАНИЗАЦИЯ ПО СТАНДАРТИЗАЦИИ

Earth-moving machinery — Service tools —

Part 1:

Common maintenance and adjustment tools

iTeh STANDARD PREVIEW

Engins de terrassement — Outils d'entretien et de dépannage —

Partie 1: Outils courants pour l'entretien et les réglages

[ISO 4510-1:1987](https://standards.iteh.ai/catalog/standards/sist/ea3d364c-8b4f-4240-8ef0-79ce87f0ac64/iso-4510-1-1987)

<https://standards.iteh.ai/catalog/standards/sist/ea3d364c-8b4f-4240-8ef0-79ce87f0ac64/iso-4510-1-1987>

Reference number
ISO 4510-1 : 1987 (E)

Foreword

ISO (the International Organization for Standardization) is a worldwide federation of national standards bodies (ISO member bodies). The work of preparing International Standards is normally carried out through ISO technical committees. Each member body interested in a subject for which a technical committee has been established has the right to be represented on that committee. International organizations, governmental and non-governmental, in liaison with ISO, also take part in the work.

Draft International Standards adopted by the technical committees are circulated to the member bodies for approval before their acceptance as International Standards by the ISO Council. They are approved in accordance with ISO procedures requiring at least 75 % approval by the member bodies voting.

International Standard ISO 4510-1 was prepared by Technical Committee ISO/TC 127, *Earth-moving machinery*.

This second edition cancels and replaces the first edition (ISO 4510-1:1986), of which it constitutes a minor revision, incorporating changes to table 1 (tools Nos. 1, 3 and 10).

Users should note that all International Standards undergo revision from time to time and that any reference made herein to any other International Standard implies its latest edition, unless otherwise stated.

Earth-moving machinery — Service tools —

Part 1:

Common maintenance and adjustment tools

iTeh STANDARD PREVIEW
(standards.iteh.ai)

1 Scope and field of application

This part of ISO 4510 lays down, for guidance, the tool groupings commonly used for carrying out on-site, normal maintenance and routine adjustment work on earth-moving machinery as defined in ISO 6165.

Manufacturers should choose suitable tools from table 1 for normal maintenance and routine adjustment work, and specify in suitable manuals, as described in ISO 6750, the type of tools to be used for carrying out such maintenance and adjustment work.

2 References

ISO 263, *ISO inch screw threads — General plan and selection for screws, bolts and nuts — Diameter range 0.06 to 6 in.*

ISO 6165, *Earth-moving machinery — Basic types — Vocabulary.*

ISO 6750, *Earth-moving machinery — Operation and maintenance — Format and content of manuals.*

3 Types and sizes

The metric and inch sizes shown under the heading "Nominal dimension" in table 1 are not intended to be equivalent, but represent actual dimensional sizes for tools conforming to the metric and inch nomenclature. There is not, therefore, an automatic inch equivalent for every metric size shown.

4 Application of hand tool groups

The annex outlines, in the form of general guidelines, when and how to apply the hand tool groups given in table 1 intended for on-site normal maintenance and routine adjustment work on the machines.

Table 1 — Common maintenance and adjustment tools

Dimensions in millimetres (dimensions in inches in parentheses)

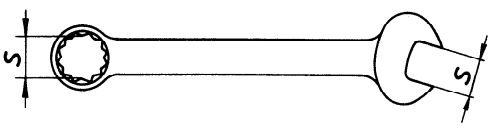

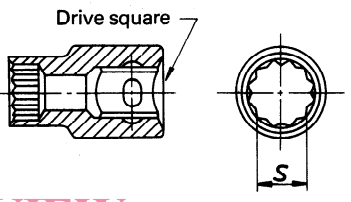
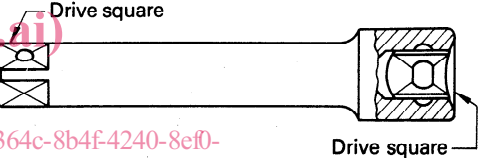
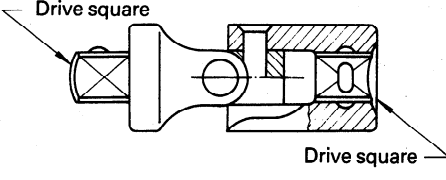
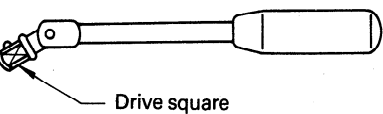
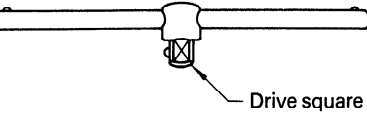
No.	Nomenclature	Nominal dimension	Illustration
1	Combination wrench ¹⁾	$s =$ 8, 10, 12, 13, 14, 16, 17, 18, 19, 21, 22, 24, 27, 30, 32, 34 (5/16, 3/8, 7/16, 1/2, 9/16, 5/8, 11/16, 3/4, 13/16, 7/8, 15/16, 1 1/8)	
2	Engineer's wrench, single head	$s =$ 36, 41, 46, 50, 55, 60 (1 5/16, 1 1/2, 1 11/16, 1 7/8, 2 1/16, 2 1/4, 2 3/8)	
3	Socket wrench	12,5 (1/2) square drive 20 (3/4) square drive $s =$ 10, 12, 13, 14, 16, 17, 18, 19, 21, 22, 24, 27, 30, 32, 34, 36, 41, 46, 50 (3/8, 7/16, 1/2, 9/16, 5/8, 11/16, 3/4, 13/16, 7/8, 15/16, 1 1/2, 1 11/16, 1 7/8, 2 1/16, 2 1/4)	
4	Extension bar	12,5 (1/2) square drive 20 (3/4) square drive	
5	Universal joint square drive	12,5 (1/2) square drive 20 (3/4) square drive	
6	Nut spinner, flex head	12,5 (1/2) square drive 20 (3/4) square drive	
7	Tee handle, square drive	12,5 (1/2) square drive 20 (3/4) square drive	

Table 1 — Common maintenance and adjustment tools (continued)

Dimensions in millimetres (dimensions in inches in parentheses)

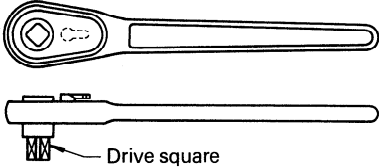
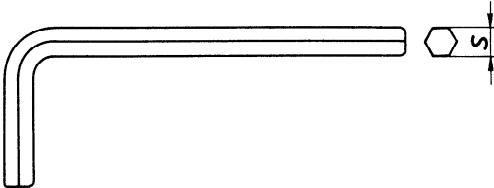
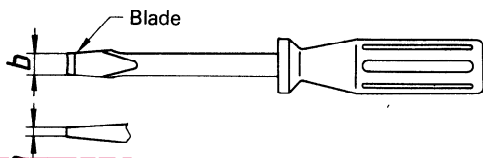
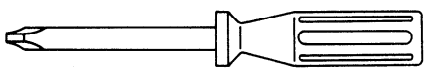
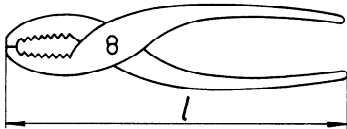
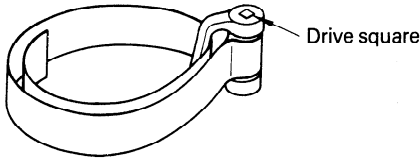
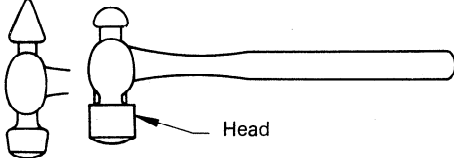
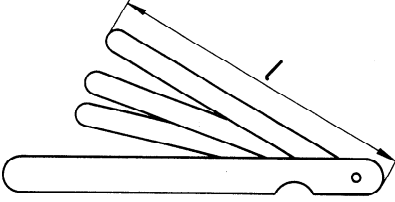

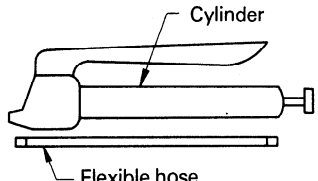
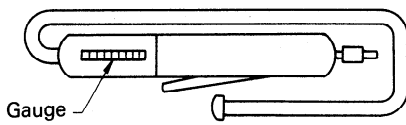
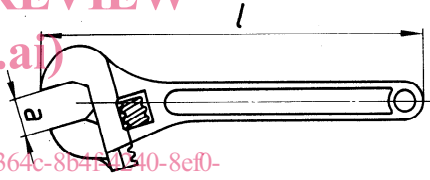
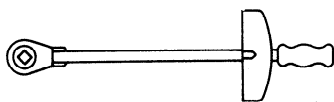
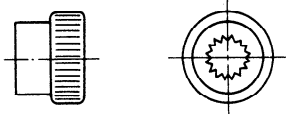
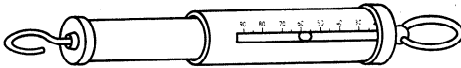
No.	Nomenclature	Nominal dimension	Illustration
8	Ratchet handle, reversible	12,5 (1/2) square drive 20 (3/4) square drive	 Drive square
9	Key, hexagon socket screw	$s =$ 3, 4, 5, 6, 8, 10, 12, 14, 17 (3/16, 7/32, 1/4, 5/16, 3/8, 7/16, 1/2, 9/16, 1/2, 9/16, 5/8)	
10	Screwdriver for slotted head screws	Blade type 3 $a \times b =$ 0,8 x 5,5 1,2 x 8 1,4 x 12 (1/32 x 7/32) (3/64 x 5/16) (1/6 x 7/16)	
11	Screwdriver for recessed head screws	For screws M3, M4 and M5 (UNo.5, UNo.6, UNo.8 and UNo.10) ²⁾	
12	Slip joint pliers	$l =$ 150 (6)	
13	Strap wrench	12,5 (1/2) square drive	 Drive square
14	Hammer	Mass of head = 0,7 kg (1 1/2 lb)	 Head
15	Feeler gauge	$l =$ 75 (3)	

Table 1 — Common maintenance and adjustment tools (concluded)

Dimensions in millimetres (dimensions in inches in parentheses)

No.	Nomenclature	Nominal dimension	Illustration
16	Pinch bar	$l =$ 400, 750 (16, 30)	
17	Grease gun with flexible hose	Capacity of cylinder \geq 300 ml (10 fl oz) or 300 g (2/3 lb)	
18	Inflator gauge, pneumatic tyre ³⁾	Capacity of cylinder = 1 MPa (140 lbf/in ²)	
19	Adjustable wrench, open end ⁴⁾	$a \times l =$ 0 to 29 \times 250 (0 to 1 1/8 \times 10)	
20	Torque wrench	12,5 (1/2) square drive 20 (3/4) square drive	
21	Battery post cleaner		
22	Belt tension gauge		

1) The combination wrench may be replaced by an engineer's wrench, double head, open end, or by a box wrench, double head with the given dimensions for s .

2) UN0.5 indicates unified screws No. 5. (See ISO 263.)

3) Inflator gauge is used for rubber-tyred machines and may have a dual gauge, for example in MPa and bar (1 bar = 10^5 Pa = 10^5 N/m²) or psi, reflecting the local units.

4) Tools with a specific fixed end should normally be used and an adjustable wrench should only be used when such a specific tool is not available.

NOTE — For tools for drain plugs with square holes, use 12,5 mm or 20 mm square drive handle.

Bibliography

- ISO 1085, *Combination of double-ended wrench gaps.*
- ISO 1174, *Assembly tools for bolts and screws — Driving squares for power socket wrenches and hand socket wrenches.*
- ISO 1703, *Assembly tools for screws and nuts — Nomenclature.*
- ISO 2380, *Screwdriver blades for slotted head screws.*
- ISO 2725, *Assembly tools for screws and nuts — Power and hand operated square drive sockets — Metric series.*
- ISO 2936, *Assembly tools for screws and nuts — Hexagon socket screw keys — Metric series.*
- ISO 3315, *Assembly tools for screws and nuts — Driving parts for hand-operated square drive socket wrenches — Torque testing.*
- ISO 3316, *Assembly tools for screws and nuts — Attachments for hand-operated square drive socket wrenches — Torque testing.*
- ISO 3318, *Assembly tools for screws and nuts — Open-end double-head engineers' wrenches, double-head box wrenches and combination wrenches — Maximum widths of heads.*

iTeh STANDARD PREVIEW
(standards.iteh.ai)

[ISO 4510-1:1987](https://standards.iteh.ai/catalog/standards/sist/ea3d364c-8b4f-4240-8ef0-79ce87f0ae64/iso-4510-1-1987)
<https://standards.iteh.ai/catalog/standards/sist/ea3d364c-8b4f-4240-8ef0-79ce87f0ae64/iso-4510-1-1987>

Annex

General guidelines on hand tool application when carrying out on-site, normal maintenance and routine adjustment work

Earth-moving machinery shall be oiled, greased, checked and adjusted before, during and after operation, respectively, in order to maintain it in good condition.

Table 2 gives general guidance as to the basic tool to be used to service items on the machine.

iTeh STANDARD PREVIEW
(standards.iteh.ai)

ISO 4510-1:1987

<https://standards.iteh.ai/catalog/standards/sist/ea3d364c-8b4f-4240-8ef0-79ce87f0ae64/iso-4510-1-1987>

Table 2 — General guidelines on hand tool application

No.	Division	Item to be served	Manually	Combination wrench	Engineers' wrench, single head	Socket wrenches and handles	Key, hexagon socket screw	Screwdriver	Slip joint pliers	Strap wrench	Hammer	Feeler gauge	Pinch bar	Grease gun	Inflator gauge	Adjustable wrench 3)	Socket and torque wrench	Battery post cleaner	Belt tension gauge
(A)	(B)	(C)	(D)	(E)	(F)	(G)	(H)	(I)	(J)	(K)	(L)	(M)	(N)	(O)	(P)	(Q)	(R)	(S)	(T)
1	Engine	1) Engine oil	o	o	o	o	o												
		2) Pump (water and fuel)	o	o	o	o	o							o			o		
		3) Filter element	o	o	o	o	o			o									
		4) Bolt and nut (relating to exhaust and intake manifold, turbo-charger, air cleaner)	o	o	o	o	o												
		5) Valve clearance	o	o	o	o	o	o				o							
2	Gauges and meters	1) Engine tachometer		o					o										
		2) Speedometer		o					o										
		3) Ammeter		o															
		4) Temperature gauge		o															
		5) Pressure gauge		o															
3	Air intake, cooling, system	1) Fuel system	o	o															
		2) Radiator	o	o													o		
		3) Cylinder head and cylinder block																	
		4) Air cleaner	o						o								o		
		5) Filter element (main and auxiliary)		o													o		
		6) Fuel injection nozzle		o															o
		7) Fan belt		o										o					o
4	Electrical system	1) Battery		o					o									o	
		2) Lighting system		o					o										
		3) Starting system		o					o					o					
		4) Generator		o															
		5) Regulator		o					o										
5	Power train (include work attachment control)	1) Clutch	o	o							o		o				o		
		2) Transmission	o	o													o		
		3) Steering	o	o													o		
		4) Final drive		o									o				o		
		5) Universal joint		o									o	o			o		
		6) Hydraulic units	o	o					o								o		
6	Controls	1) Engine control		o										o					
		2) Steering control		o										o					
		3) Brake		o										o					
7	Under-carriage	1) Carrier roller									o						o		
		2) Track roller		o							o			o			o		
		3) Idler									o			o			o		
		4) Track shoe									o						o		
		5) Main spring									o						o		
		6) Track tension adjustment a) Adjust rod type b) Grease type		o	o	o					o			o					
		7) Tyre				o											o		

1) "Manually" means maintenance and adjustment by hand without using tools.

2) Combination wrenches and socket wrenches are also used for retightening bolts and nuts of machines.

3) The adjustable wrench is used only when a combination wrench, engineers' wrench, or socket wrench is not available.