



Designation: A914/A914M – 19

# Standard Specification for Steel Bars Subject to Restricted End-Quench Hardenability Requirements<sup>1</sup>

This standard is issued under the fixed designation A914/A914M; the number immediately following the designation indicates the year of original adoption or, in the case of revision, the year of last revision. A number in parentheses indicates the year of last reapproval. A superscript epsilon ( $\epsilon$ ) indicates an editorial change since the last revision or reapproval.

## 1. Scope\*

1.1 This specification covers hot-worked alloy and carbon-boron steels designed to attain restricted depth of hardening in the end-quench test. These steel compositions are identified by the suffix letter “RH” added to the conventional grade number.

1.2 In general, steels with restricted hardenability (RH steels) will exhibit a hardness range not greater than 5 HRC at the initial position on the end-quench hardenability bar and not greater than 65 % of the hardness range for standard H-band steels (Specification A304) in the inflection region. Generally the restricted hardenability band follows the middle of the corresponding standard H-band. An example of the RH band compared with the H band is given for Grade 4140 in Fig. 1.

1.2.1 The values stated in either SI units or inch-pound units are to be regarded separately as standard. The values stated in each system may not be exact equivalents; therefore, each system shall be used independently of the other. Combining values from the two systems may result in non-conformance with the standard.

1.3 This specification is expressed in both inch-pound units and SI units. However, the material will be supplied to inch-pound units unless the purchase order specifies the “M” specification designation.

1.4 *This international standard was developed in accordance with internationally recognized principles on standardization established in the Decision on Principles for the Development of International Standards, Guides and Recommendations issued by the World Trade Organization Technical Barriers to Trade (TBT) Committee.*

## 2. Referenced Documents

### 2.1 ASTM Standards:<sup>2</sup>

<sup>1</sup> This specification is under the jurisdiction of ASTM Committee A01 on Steel, Stainless Steel and Related Alloys and is the direct responsibility of Subcommittee A01.15 on Bars.

Current edition approved Nov. 1, 2019. Published November 2019. Originally approved in 1992. Last previous edition approved in 2016 as A914/A914M – 16. DOI: 10.1520/A0914\_A0914M-19.

<sup>2</sup> For referenced ASTM standards, visit the ASTM website, www.astm.org, or contact ASTM Customer Service at service@astm.org. For *Annual Book of ASTM Standards* volume information, refer to the standard’s Document Summary page on the ASTM website.

A29/A29M Specification for General Requirements for Steel Bars, Carbon and Alloy, Hot-Wrought

A255 Test Methods for Determining Hardenability of Steel

A304 Specification for Carbon and Alloy Steel Bars Subject to End-Quench Hardenability Requirements

E112 Test Methods for Determining Average Grain Size

2.2 SAE Standards:<sup>3</sup>

J 406 Methods of Determining Hardenability of Steels

J 1268 Hardenability Bands for Carbon and Alloy H Steels

J 1868 Restricted Hardenability Bands for Selected Alloy Steels

## 3. Terminology

### 3.1 Definitions of Terms Specific to This Standard:

3.1.1 *hardenability*—the relative ability of a steel to harden under heat treatment becomes apparent in the degree to which the material hardens when quenched at different cooling rates.

3.1.1.1 *Discussion*—Hardenability is measured quantitatively, usually by noting the extent or depth of hardening of a standard size and shape test specimen in a standardized quench. In the end-quench test the depth of hardening is the distance along the specimen from the quenched end to a given hardness.

## 4. Ordering Information

4.1 Orders for material under this specification should include the following information, in proper sequence:

- 4.1.1 Quantity (weight),
- 4.1.2 Name of material (alloy or carbon-boron steel),
- 4.1.3 Cross-sectional shape,
- 4.1.4 Size,
- 4.1.5 Length,
- 4.1.6 Grade,
- 4.1.7 End-quenched hardenability (see Section 9),
- 4.1.8 Report of heat analysis, if desired (see Section 7),
- 4.1.9 Special straightness, if required,
- 4.1.10 ASTM designation and date of issue, and
- 4.1.11 End use or special requirements.

NOTE 1—A typical ordering description is as follows: 10 000 lb, alloy

<sup>3</sup> Available from SAE International (SAE), 400 Commonwealth Dr., Warrendale, PA 15096, http://www.sae.org.

\*A Summary of Changes section appears at the end of this standard

bars, round, 4.0-in. diameter by 10 ft, Grade 4140RH, heat analysis required, complete hardenability data required, ASTM AXXX, [AXXXM] dated \_\_\_\_\_ worm gear.

4.2 The purchaser shall specify the desired grade, including the suffix letters “RH,” in accordance with [Table 1](#).

4.3 Band limits are shown graphically and as tabulations in [Figs. 2-23](#), inclusive. For specification purposes, one must use tabulated values of Rockwell hardness (HRC) as a function of distance from the quenched end of the hardenability bar, either in inch-pound units (sixteenths of an inch) or in SI units (millimetres). Values below 20 HRC are not specified because such values are not accurate.

4.3.1 Band limits shown graphically are so depicted for convenience in estimating the hardness values at various intermediate locations on the end quench test bar for quick comparisons of the various RH grades. The values of “Approximate Diameter of Rounds with Same As-Quenched Hardness” shown above each RH-band, were selected from ranges appearing in Fig. 7 of SAE J 406. The RH-bands are presented graphically, with distances from the quenched end in both inch-pound units and also SI units.

4.4 For specification purposes, RH-band steels shall exhibit hardness within the minimum and maximum HRC range specified at the J1 (J1.5-mm) position and shall meet one additional minimum and one additional maximum value. In this specification, the two additional hardness values shall represent the approximate hardness for 50 % martensite for the minimum and maximum specified carbon content, respectively (except where hardenability is too high; then the two additional hardness control values shall be five HRC points below the maximum hardness value specified at the J1 (J1.5-mm) position).

4.4.1 In general, these points define the critical locations of the Jominy hardenability band for purposes of characterizing heat treatment response. The four specification points are circled in the tables of hardness versus Jominy distance and on the RH-bands. For all other Jominy positions, a tolerance of two points HRC is permitted for a maximum consecutive  $\frac{3}{16}$ -in. or 5-mm Jominy distance on the restricted hardenability band.

4.4.2 For example, referring to [Fig. 9](#), a hardenability test bar of a steel meeting the requirements for 4140RH must exhibit a hardness at J1 not less than 54 HRC, nor more than 59 HRC. At J12, the test bar must exhibit hardness not less than 43 HRC, but the maximum hardness can be as high as 52 HRC (or even 54 HRC if the region of the test bar is chosen as the exception). At J20, the bar must exhibit hardness not greater than 47 HRC, but the minimum hardness can be as low as 37 HRC (or as low as 35 HRC if this region of the test bar is chosen as the exception).

4.4.3 A similar example, referring to [Fig. 9](#), for 4140RH with distances from the quenched end in millimetres would limit hardness at J1.5 mm to not less than 54 HRC nor more than 59 HRC. At J20 mm, the test bar must exhibit hardness not less than 42 HRC. At J30 mm, the test bar must exhibit hardness not greater than 48 HRC.

## 5. Manufacture

5.1 *Melting Practice*—The steel shall be made by one or more of the following primary processes: basic-oxygen or electric furnace. The primary melting may incorporate separate degassing or ladle refining and may be followed by secondary melting using electroslag remelting or vacuum arc remelting. Where secondary melting is employed, the heat shall be defined as all the ingots remelted from a single primary heat.

5.2 *Slow Cooling*—Immediately after hot working, the bars shall be allowed to cool when necessary to a temperature below the critical range under suitable conditions, to prevent injury by too rapid cooling.

## 6. General Requirements

6.1 Material furnished under this specification shall conform to the applicable requirements of the current edition of Specification [A29/A29M](#), unless otherwise provided for in this specification.

## 7. Chemical Requirements

7.1 The heat analysis shall conform to the requirements as to chemical composition prescribed in [Table 1](#) for the grade specified by the purchaser.

## 8. Grain Size Requirements

8.1 The steel shall have an austenitic grain size of five to eight. The grain structure shall be considered satisfactory when a minimum of 70 % of the rated grains are within the specified size limits.

8.2 Hardenability values specified are based on fine-grain steels and are not applicable to coarse-grain steel.

## 9. End-Quench Hardenability Requirements

9.1 The end-quench hardenability shall conform to the requirements specified on the purchase order.

9.2 Hardenability values shall be specified in accordance with the applicable values in [Figs. 2-23](#), inclusive, for the grade specified.

## 10. Test Specimens

10.1 *Number and Location*—The number and location of test specimens shall be in accordance with the manufacturer’s standard practice and shall adequately represent the hardenability of each heat.

10.2 *Thermal Treatment*—All forged and rolled hardenability test specimens must be normalized prior to testing. Cast specimens need not be normalized.

## 11. Test Methods

11.1 *Grain Size*—Test Methods [E112](#).

11.2 *End-Quench Hardenability*—Test Method [A255](#).

## 12. Certification and Reports of Testing

12.1 The hardenability shall be reported by listing hardness values at the following distances from the quenched end of the test specimen:

12.1.1 For inch-pound units (J distance in sixteenths of an inch): 1 through 16 sixteenths, then 18, 20, 22, 24, 28, and 32 sixteenths of an inch.

12.1.2 For SI units (J distance in millimetres): 1.5, 3, 5, 7, 9, 11, 13, 15, 20, 25, 30, 35, 40, 45, and 50 mm.

### 13. Keywords

13.1 bars; restricted hardenability

**TABLE 1 Chemical Requirements of Restricted Hardenability Steels**

NOTE 1—Phosphorus and sulfur designated by the prefix letter E is 0.025 % max.

NOTE 2—Small quantities of certain elements are present in alloy steels that are not specified or required. These elements are considered as incidental and may be present to the following maximum amounts: copper, 0.35 %; nickel, 0.25 %; chromium, 0.20 %; molybdenum, 0.06 %.

NOTE 3—Chemical ranges and limits shown in this table are subject to the permissible variation for product analysis shown in Specification [A29/A29M](#).

Grade Designation	Chemical Composition, %							
	Carbon	Manganese	Phosphorus, max	Sulfur, max	Silicon	Nickel	Chromium	Molybdenum
15B21RH <sup>A</sup>	0.17–0.22	0.80–1.10	0.035	0.040	0.15–0.35			
15B35RH <sup>A</sup>	0.33–0.38	0.80–1.10	0.035	0.040	0.15–0.35			
3310RH	0.08–0.13	0.40–0.60	0.035	0.040	0.15–0.35	3.25–3.75	1.40–1.75	
4027RH	0.25–0.30	0.70–0.90	0.035	0.040	0.15–0.35	...	...	0.20–0.30
4118RH	0.18–0.23	0.70–0.90	0.035	0.040	0.15–0.35	...	0.40–0.60	0.08–0.15
4120RH	0.18–0.23	0.90–1.20	0.035	0.040	0.15–0.35	...	0.40–0.60	0.13–0.20
4130RH	0.28–0.33	0.40–0.60	0.035	0.040	0.15–0.35	...	0.80–1.10	0.15–0.25
4140RH	0.38–0.43	0.75–1.00	0.035	0.040	0.15–0.35	...	0.80–1.10	0.15–0.25
4145RH	0.43–0.48	0.75–1.00	0.035	0.040	0.15–0.35	...	0.80–1.10	0.15–0.25
4161RH	0.56–0.64	0.75–1.00	0.035	0.040	0.15–0.35	...	0.70–0.90	0.25–0.35
4320RH	0.17–0.22	0.45–0.65	0.035	0.040	0.15–0.35	1.65–2.00	0.40–0.60	0.20–0.30
4620RH	0.17–0.22	0.45–0.65	0.035	0.040	0.15–0.35	1.65–2.00	...	0.20–0.30
4820RH	0.18–0.23	0.50–0.70	0.035	0.040	0.15–0.35	3.25–3.75	...	0.20–0.30
50B40RH <sup>A</sup>	0.38–0.43	0.75–1.00	0.035	0.040	0.15–0.35	...	0.40–0.60	
5130RH	0.28–0.33	0.70–0.90	0.035	0.040	0.15–0.35	...	0.80–1.10	...
5140RH	0.38–0.43	0.70–0.90	0.035	0.040	0.15–0.35	...	0.70–0.90	...
5160RH	0.56–0.64	0.75–1.00	0.035	0.040	0.15–0.35	...	0.70–0.90	...
8620RH	0.18–0.23	0.70–0.90	0.035	0.040	0.15–0.35	0.40–0.70	0.40–0.60	0.15–0.25
8622RH	0.20–0.25	0.70–0.90	0.035	0.040	0.15–0.35	0.40–0.70	0.40–0.60	0.15–0.25
8720RH	0.18–0.23	0.70–0.90	0.035	0.040	0.15–0.35	0.40–0.70	0.40–0.60	0.20–0.30
8822RH	0.20–0.25	0.75–1.00	0.035	0.040	0.15–0.35	0.40–0.70	0.40–0.60	0.30–0.40
9310RH	0.08–0.13	0.45–0.65	0.035	0.040	0.15–0.35	3.00–3.50	1.00–1.40	0.08–0.15

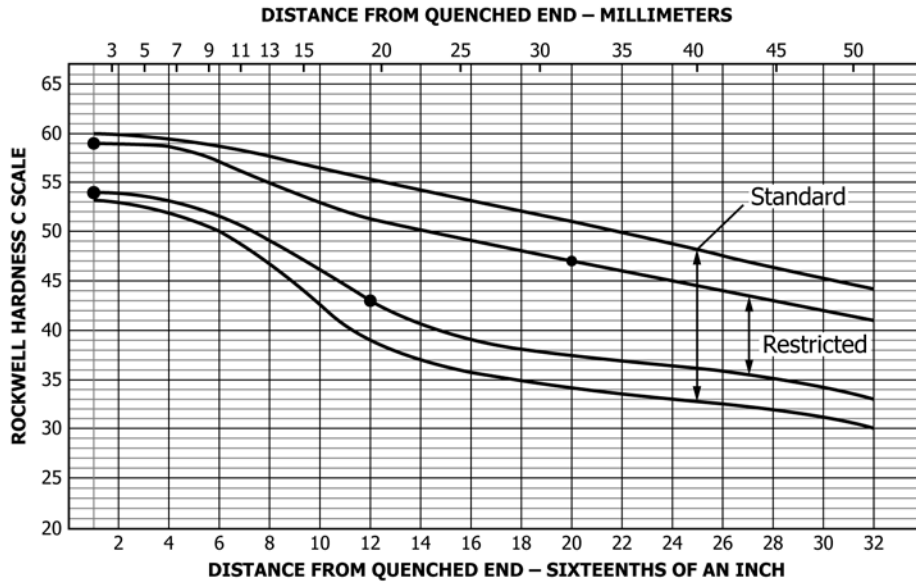
<sup>A</sup> These steels can be expected to have 0.0005 to 0.003 % boron.



**HARDENABILITY BAND**

4140 H/RH

	%C	%Mn	%Si	%Ni	%Cr	%Mo
H	0.37/0.44	0.65/1.10	0.15/0.35	--	0.75/1.20	0.15/0.25
RH	0.38/0.43	0.75/1.00	0.15/0.35	--	0.80/1.10	0.15/0.25



HARDNESS LIMITS FOR SPECIFICATION PURPOSES				
"J" DISTANCE MILLIMETERS	MAX HRC		MIN HRC	
	4140 H	4140 RH	4140 RH	4140 H
1.5	60	59	54	53
3	60	59	54	52
5	60	59	59	52
7	59	59	53	51
9	59	58	52	50
11	58	56	50	48
13	57	55	49	46
15	57	54	47	43
20	55	51	42	38
25	53	49	39	35
30	51	48	38	33
35	49	46	37	32
40	48	44	36	32
45	46	43	35	31
50	45	41	33	30
HEAT TREATING TEMPERATURES				
*NORMALIZE			870 °C	
AUSTENITIZE			845 °C	
*For forged or rolled specimens only.				

HARDNESS LIMITS FOR SPECIFICATION PURPOSES				
"J" DISTANCE SIXTEENTHS OF AN INCH	MAX HRC		MIN HRC	
	4140 H	4140 RH	4140 RH	4140 H
1	60	59	54	53
2	60	59	54	53
3	60	59	54	52
4	59	59	53	51
5	59	58	52	51
6	58	57	51	50
7	58	56	50	48
8	57	55	49	47
9	57	54	48	44
10	56	53	46	42
11	56	52	44	40
12	55	52	43	39
13	55	51	42	38
14	54	50	41	37
15	54	50	40	36
16	53	49	39	35
18	52	48	38	34
20	51	47	37	33
22	49	46	37	33
24	48	45	36	32
26	47	44	35	32
28	46	43	35	31
30	46	42	34	31
32	44	41	33	30
HEAT TREATING TEMPERATURES				
*NORMALIZE			1600 °F	
AUSTENITIZE			1550 °F	
*For forged or rolled specimens only.				

FIG. 1 Comparison of H-Band and RH-Band for 4140 Steel<sup>A</sup>



**HARDENABILITY BAND**

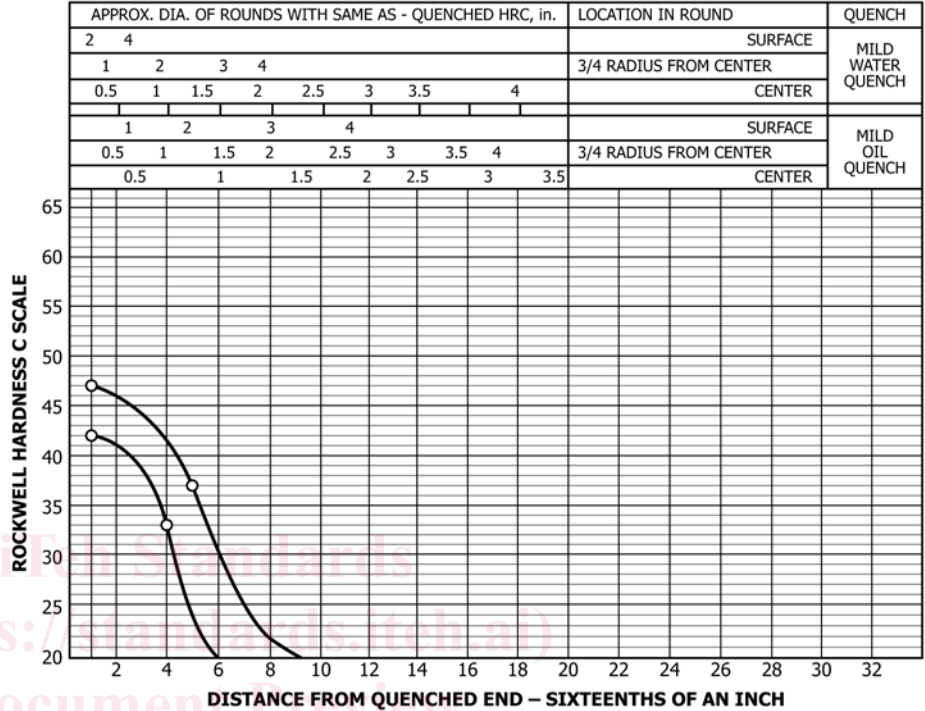
15B21 RH

HARDNESS LIMITS FOR SPECIFICATION PURPOSES		
"J" DISTANCE SIXTEENTHS OF AN INCH	HRC	
	MAX.	MIN.
1	47	42
2	46	41
3	44	39
4	42	33
5	37	24
6	30	20
7	24	--
8	22	--
9	20	--
10	--	--
11	--	--
12	--	--
13		
14		
15		
16		
18		
20		
22		
24		
26		
28		
30		
32		

HEAT TREATING TEMPERATURES  
 \*NORMALIZE 1700 °F  
 AUSTENITIZE 1700 °F  
 \*For forged or rolled specimens only.

%C	%Mn	%Si	%Ni	%Cr	%Mo	%B
0.17/0.22	0.80/1.10	0.15/0.35	--	--	--	*

\*can be expected to contain 0.0005/0.003 percent boron.



HARDNESS LIMITS FOR SPECIFICATION PURPOSES		
"J" DISTANCE MILLIMETERS	HRC	
	MAX.	MIN.
1.5	47	42
3	46	41
5	44	39
7	40	31
9	34	23
11	24	--
13	22	--
15	20	--
20	--	--
25	--	--
30	--	--
35	--	--
40		
45		
50		

HEAT TREATING TEMPERATURES  
 \*NORMALIZE 925 °C  
 AUSTENITIZE 925 °C  
 \*For forged or rolled specimens only.

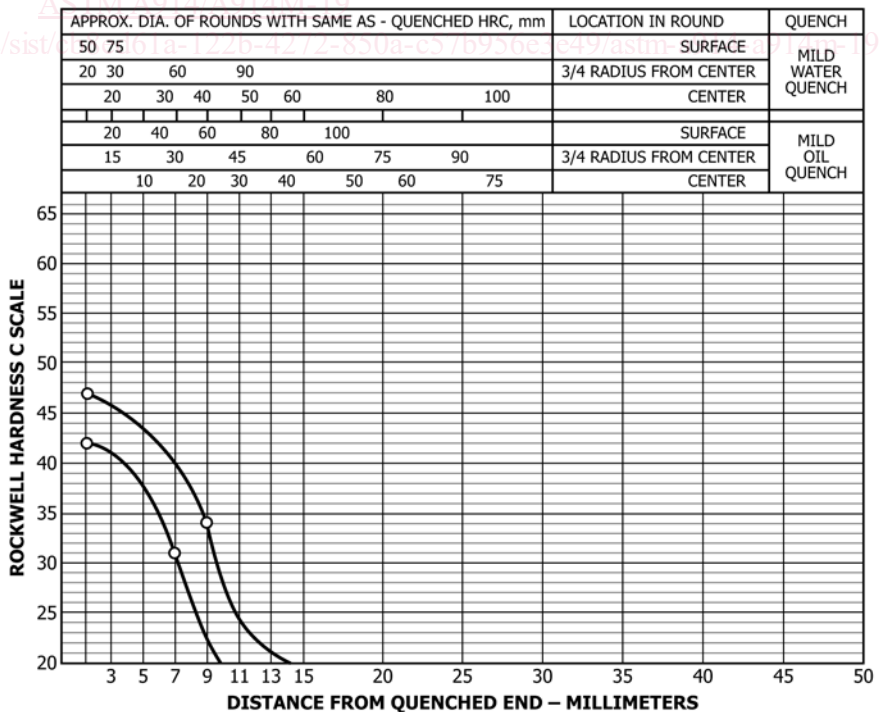


FIG. 2 Limits for Hardenability Band 15B21 RH



### HARDENABILITY BAND

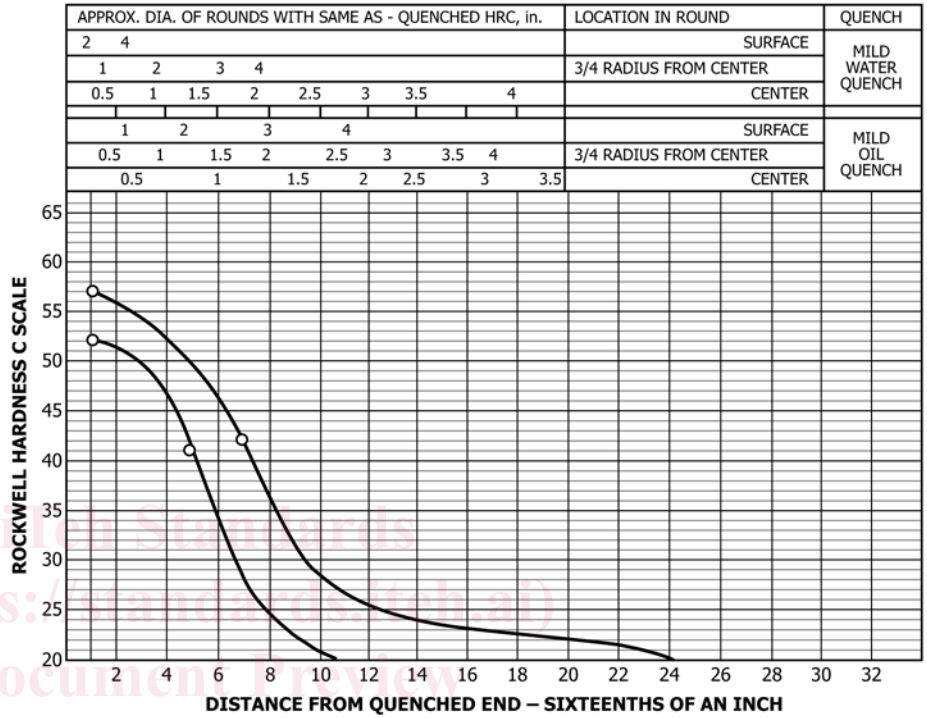
15B35 RH

HARDNESS LIMITS FOR SPECIFICATION PURPOSES		
"J" DISTANCE SIXTEENTHS OF AN INCH	HRC	
	MAX.	MIN.
1	57	52
2	55	51
3	54	50
4	53	49
5	50	41
6	46	33
7	42	28
8	36	24
9	32	23
10	28	21
11		
12	25	--
13		
14	24	--
15		
16	23	--
18		
20	22	--
22		
24	20	--
26		
28	--	--
30		
32		

HEAT TREATING TEMPERATURES  
 \*NORMALIZE 1600 °F  
 AUSTENITIZE 1550 °F  
 \*For forged or rolled specimens only.

%C	%Mn	%Si	%Ni	%Cr	%Mo	%B
0.33/0.38	0.80/1.10	0.15/0.35	--	--	--	*

\*can be expected to contain 0.0005/0.003 percent boron.



HARDNESS LIMITS FOR SPECIFICATION PURPOSES		
"J" DISTANCE MILLIMETERS	HRC	
	MAX.	MIN.
1.5	57	52
3	55	51
5	54	50
7	51	47
9	46	37
11	42	28
13	35	24
15	30	21
20	25	--
25	23	--
30	22	--
35	21	--
40	20	--
45		
50		

HEAT TREATING TEMPERATURES  
 \*NORMALIZE 870 °C  
 AUSTENITIZE 845 °C  
 \*For forged or rolled specimens only.

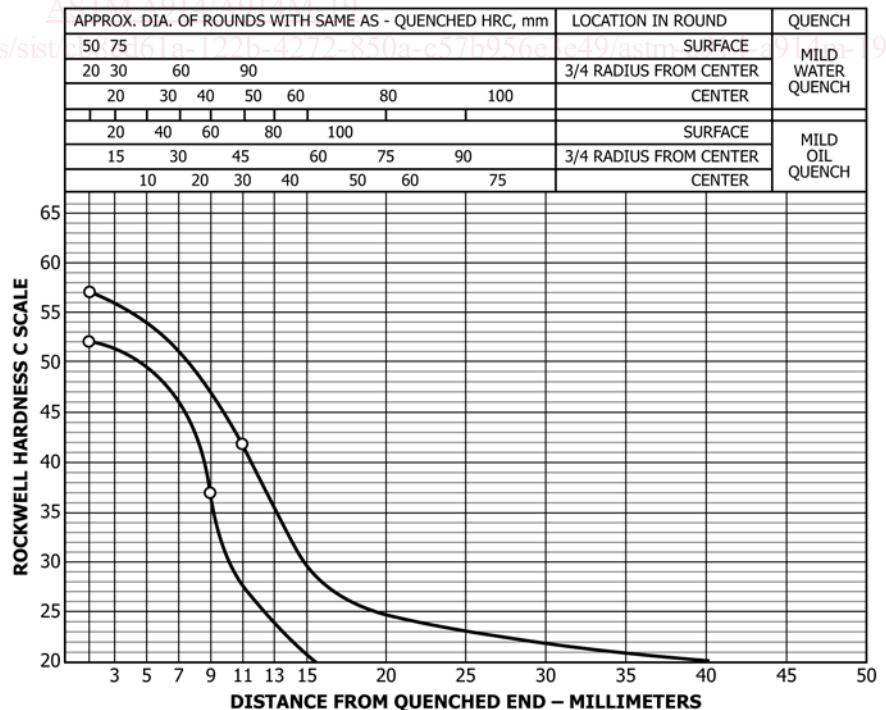


FIG. 3 Limits for Hardenability Band 15B35 RH

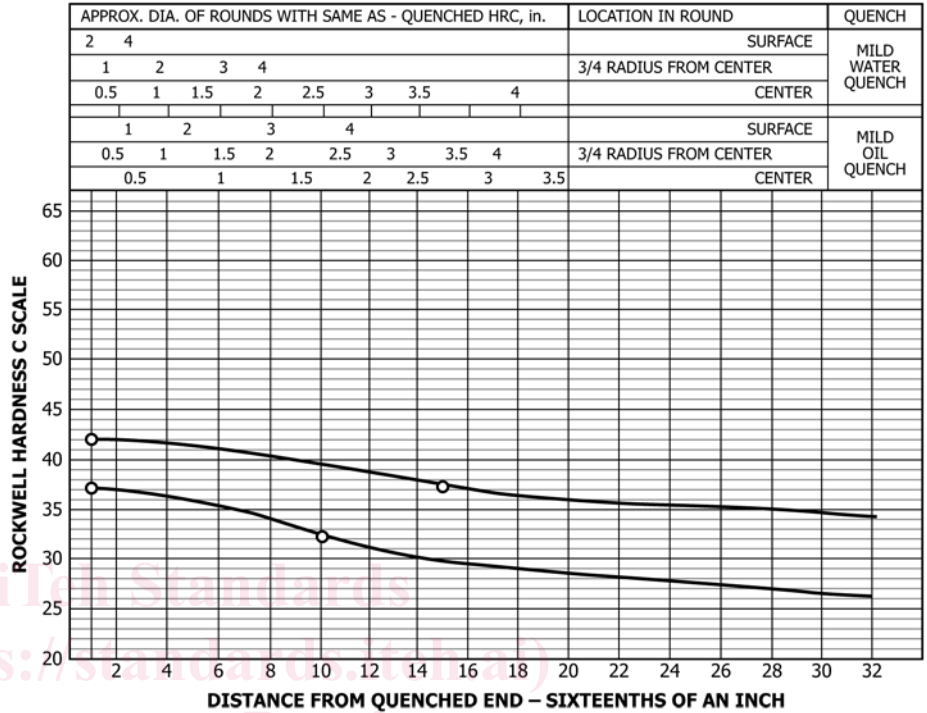
### HARDENABILITY BAND

3310 RH

HARDNESS LIMITS FOR SPECIFICATION PURPOSES		
"J" DISTANCE SIXTEENTHS OF AN INCH	HRC	
	MAX.	MIN.
1	42	37
2	42	37
3	42	37
4	41	36
5	41	36
6	41	35
7	40	34
8	40	33
9	39	32
10	39	32
11	39	31
12	39	31
13	38	30
14	38	30
15	37	29
16	37	29
18	36	28
20	36	28
22	35	27
24	35	27
26	35	27
28	34	26
30	34	26
32	34	26

HEAT TREATING TEMPERATURES  
 \*NORMALIZE 1700 °F  
 AUSTENITIZE 1550 °F  
 \*For forged or rolled specimens only.

% C	% Mn	% Si	% Ni	% Cr	% Mo
0.08/0.13	0.40/0.60	0.15/0.35	3.25/3.75	1.40/1.75	--



HARDNESS LIMITS FOR SPECIFICATION PURPOSES		
"J" DISTANCE MILLIMETERS	HRC	
	MAX.	MIN.
1.5	42	37
3	42	37
5	42	37
7	41	36
9	41	35
11	40	34
13	40	33
15	39	32
20	38	30
25	37	29
30	36	28
35	35	27
40	35	27
45	34	26
50	34	26

HEAT TREATING TEMPERATURES  
 \*NORMALIZE 925 °C  
 AUSTENITIZE 845 °C  
 \*For forged or rolled specimens only.

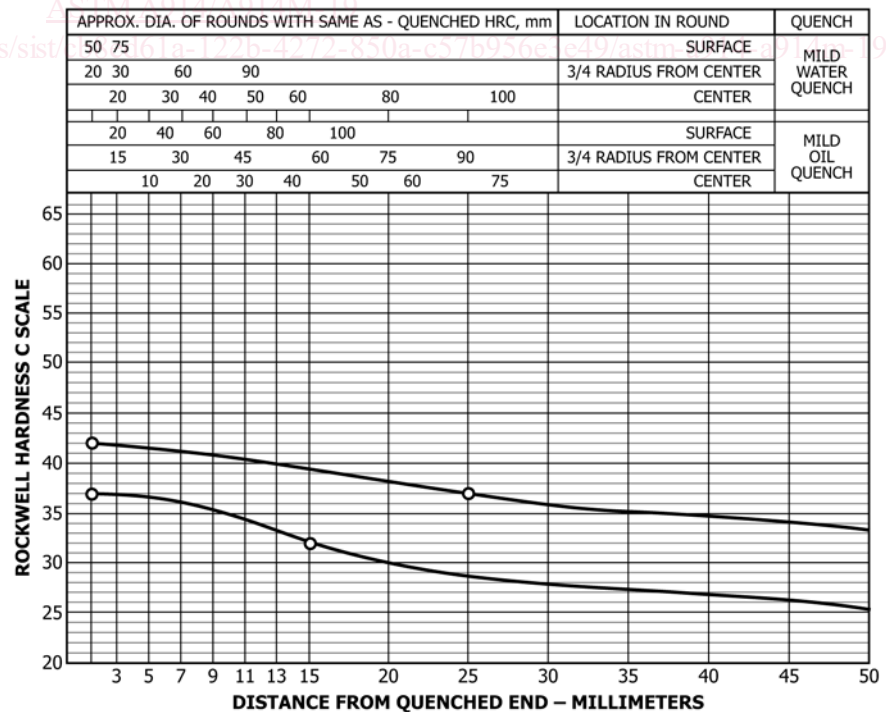


FIG. 4 Limits for Hardenability Band 3310 RH

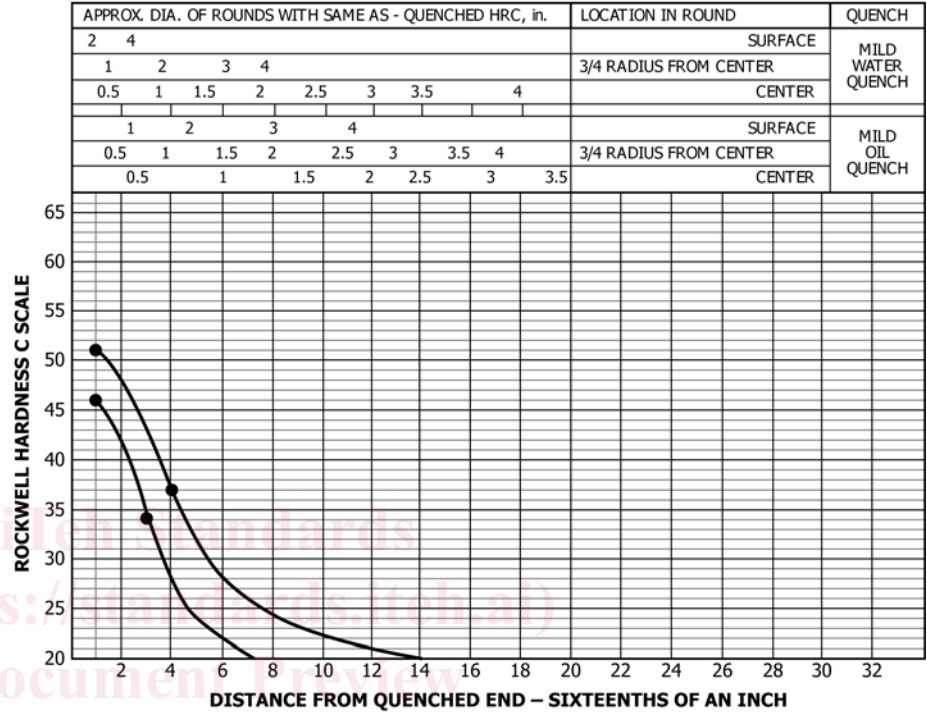
**HARDENABILITY BAND**

4027 RH

HARDNESS LIMITS FOR SPECIFICATION PURPOSES		
"J" DISTANCE SIXTEENTHS OF AN INCH	HRC	
	MAX.	MIN.
1	51	46
2	48	42
3	43	34
4	37	28
5	32	24
6	28	22
7	26	20
8	24	--
9	23	--
10	22	--
11	22	--
12	21	--
13	21	--
14	20	--
15	--	--
16	--	--
18		
20		
22		
24		
26		
28		
30		
32		

HEAT TREATING TEMPERATURES  
 \*NORMALIZE 1650 °C  
 AUSTENITIZE 1600 °C  
 \*For forged or rolled specimens only.

% C	% Mn	% Si	% Ni	% Cr	% Mo
0.25/0.30	0.70/0.90	0.15/0.35	--	--	0.20/0.30



HARDNESS LIMITS FOR SPECIFICATION PURPOSES		
"J" DISTANCE MILLIMETERS	HRC	
	MAX.	MIN.
1.5	51	46
3	48	42
5	42	33
7	35	26
9	29	23
11	26	20
13	24	--
15	23	--
20	21	--
25	--	--
30		
35		
40		
45		
50		

HEAT TREATING TEMPERATURES  
 \*NORMALIZE 900 °C  
 AUSTENITIZE 870 °C  
 \*For forged or rolled specimens only.

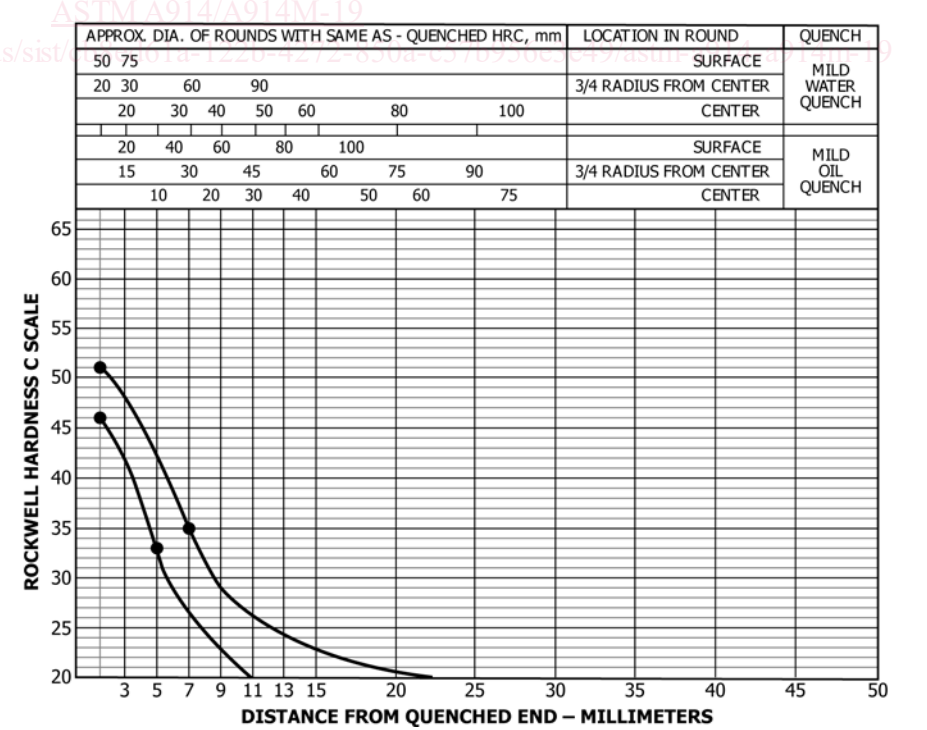


FIG. 5 Limits for Hardenability Band 4027 RH

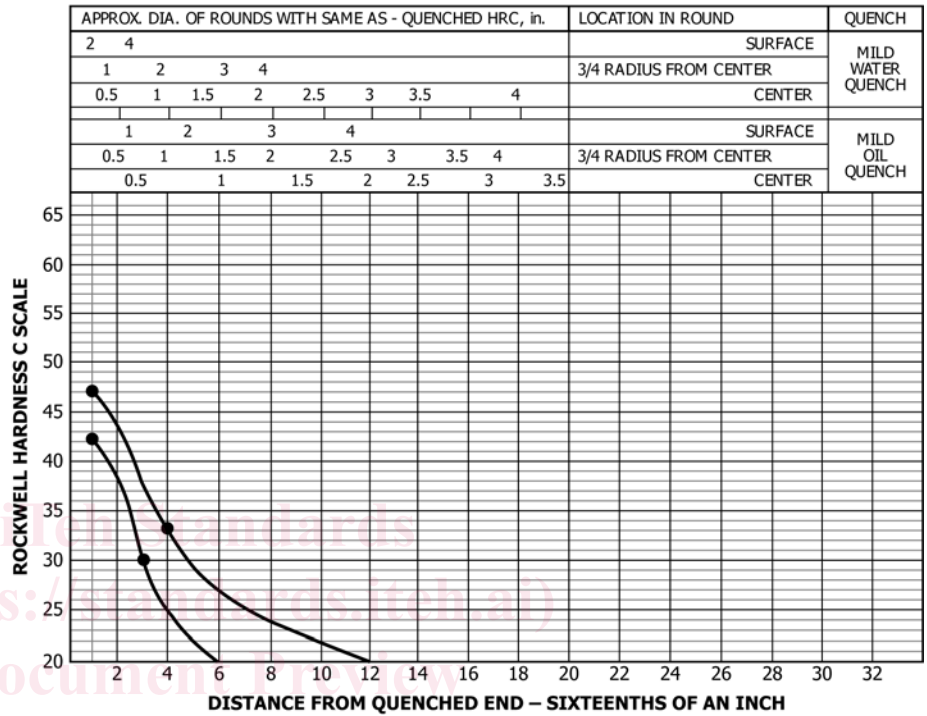


**HARDENABILITY BAND**

4118 RH

HARDNESS LIMITS FOR SPECIFICATION PURPOSES		
"J" DISTANCE SIXTEENTHS OF AN INCH	HRC	
	MAX.	MIN.
1	47	42
2	44	38
3	38	30
4	33	25
5	29	22
6	27	20
7	25	--
8	24	--
9	23	--
10	22	--
11	21	--
12	20	--
13	--	--
14	--	--
15	--	--
16	--	--
18	--	--
20	--	--
22	--	--
24	--	--
26	--	--
28	--	--
30	--	--
32	--	--
HEAT TREATING TEMPERATURES		
*NORMALIZE	1700 °F	
AUSTENITIZE	1700 °F	
*For forged or rolled specimens only.		

% C	% Mn	% Si	% Ni	% Cr	% Mo
0.18/0.23	0.70/0.90	0.15/0.35	--	0.40/0.60	0.08/0.15



HARDNESS LIMITS FOR SPECIFICATION PURPOSES		
"J" DISTANCE MILLIMETERS	HRC	
	MAX.	MIN.
1.5	47	42
3	44	38
5	37	29
7	31	24
9	28	21
11	25	20
13	24	--
15	23	--
20	20	--
25	--	--
30	--	--
35	--	--
40	--	--
45	--	--
50	--	--
HEAT TREATING TEMPERATURES		
*NORMALIZE	925 °C	
AUSTENITIZE	925 °C	
*For forged or rolled specimens only.		

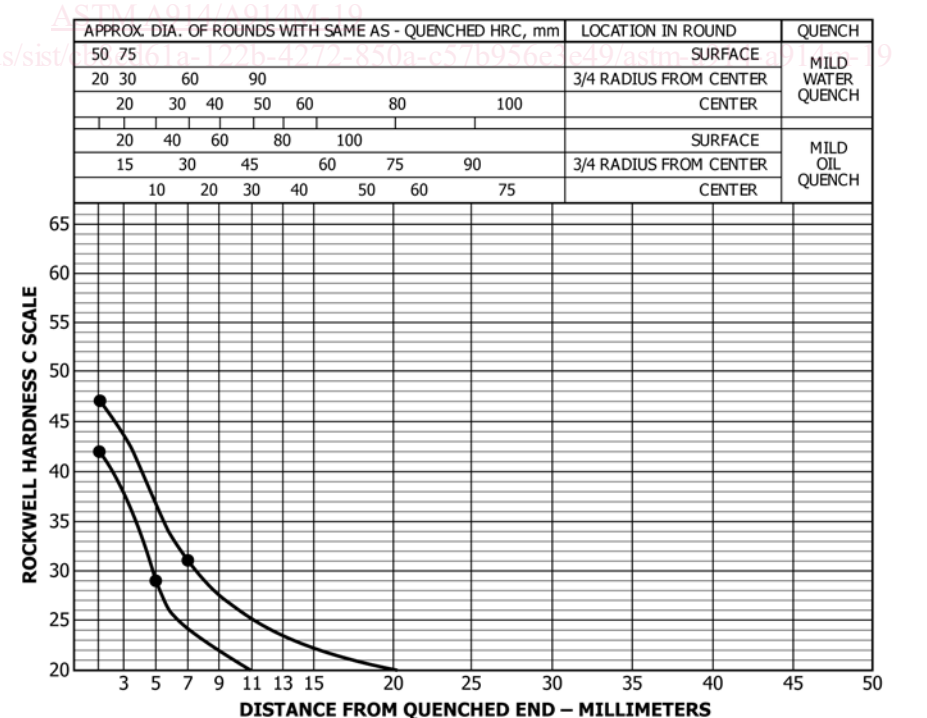


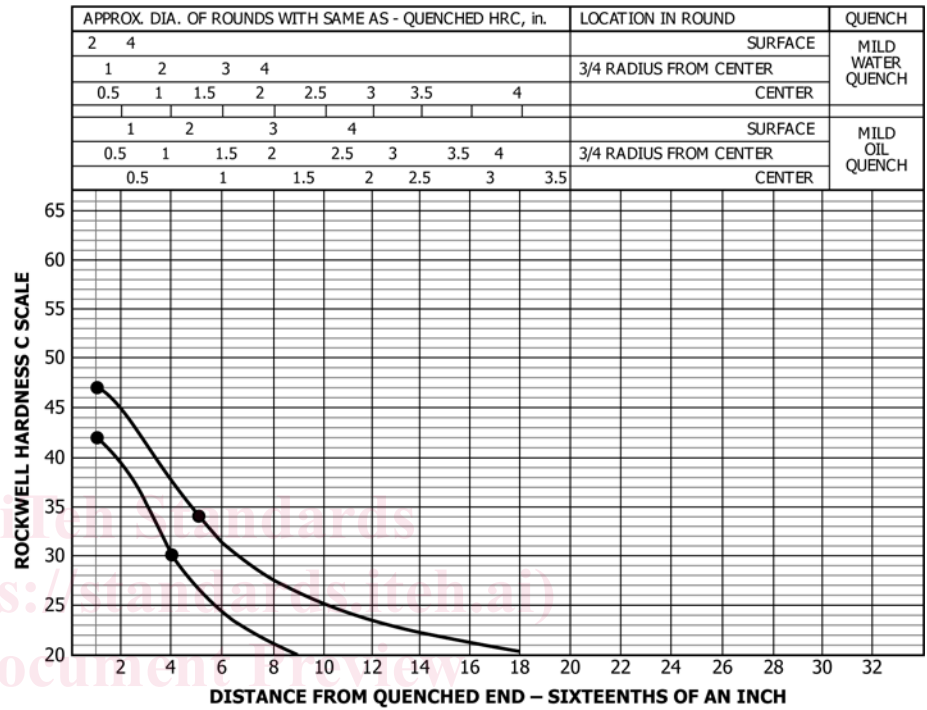
FIG. 6 Limits for Hardenability Band 4118 RH

**HARDENABILITY BAND**

4120 RH

HARDNESS LIMITS FOR SPECIFICATION PURPOSES		
"J" DISTANCE SIXTEENTHS OF AN INCH	HRC	
	MAX.	MIN.
1	47	42
2	45	39
3	41	35
4	38	30
5	34	26
6	31	24
7	29	22
8	28	21
9	26	20
10	25	--
11	24	--
12	23	--
13	23	--
14	22	--
15	22	--
16	21	--
18	20	--
20	--	--
22		
24		
26		
28		
30		
32		
HEAT TREATING TEMPERATURES		
*NORMALIZE	1700 °F	
AUSTENITIZE	1700 °F	
*For forged or rolled specimens only.		

% C	% Mn	% Si	% Ni	% Cr	% Mo
0.18/0.23	0.90/1.20	0.15/0.35	--	0.40/0.60	0.13/0.20



HARDNESS LIMITS FOR SPECIFICATION PURPOSES		
"J" DISTANCE MILLIMETERS	HRC	
	MAX.	MIN.
1.5	47	42
3	45	39
5	41	34
7	36	28
9	32	25
11	29	22
13	28	21
15	26	20
20	23	--
25	21	--
30	--	--
35		
40		
45		
50		
HEAT TREATING TEMPERATURES		
*NORMALIZE	925 °C	
AUSTENITIZE	925 °C	
*For forged or rolled specimens only.		

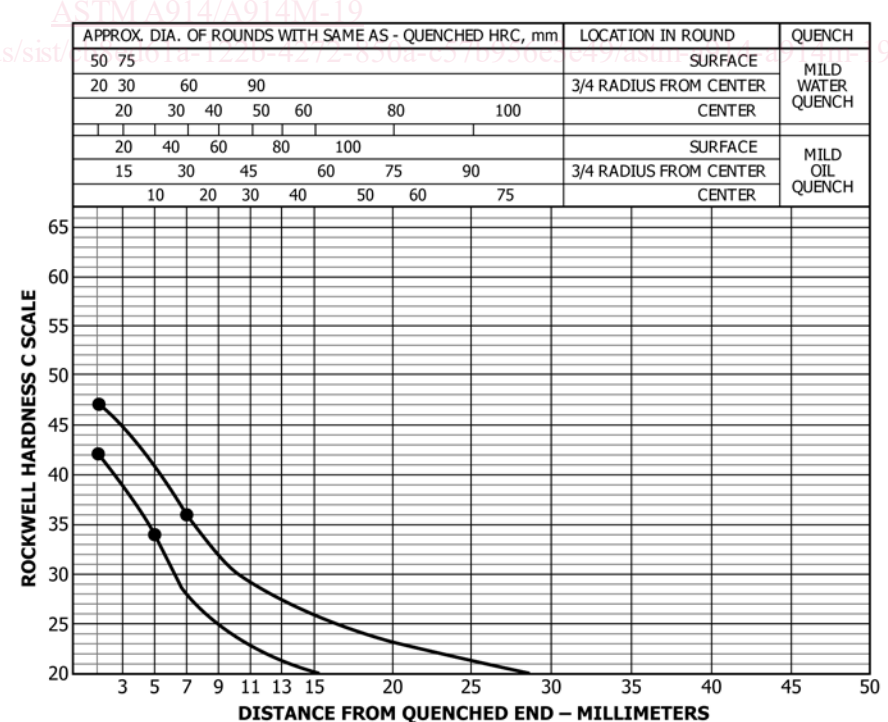


FIG. 7 Limits for Hardenability Band 4120 RH