

# INTERNATIONAL STANDARD

# NORME INTERNATIONALE

HORIZONTAL PUBLICATION  
PUBLICATION HORIZONTALE

AMENDMENT 1  
AMENDEMENT 1

**Electrostatics –  
Part 2-1: Measurement methods – Ability of materials and products to dissipate  
static electric charge**

**Électrostatique –  
Partie 2-1: Méthodes de mesure – Capacité des matériaux et des produits à  
dissiper des charges électrostatiques**





## THIS PUBLICATION IS COPYRIGHT PROTECTED

Copyright © 2022 IEC, Geneva, Switzerland

All rights reserved. Unless otherwise specified, no part of this publication may be reproduced or utilized in any form or by any means, electronic or mechanical, including photocopying and microfilm, without permission in writing from either IEC or IEC's member National Committee in the country of the requester. If you have any questions about IEC copyright or have an enquiry about obtaining additional rights to this publication, please contact the address below or your local IEC member National Committee for further information.

Droits de reproduction réservés. Sauf indication contraire, aucune partie de cette publication ne peut être reproduite ni utilisée sous quelque forme que ce soit et par aucun procédé, électronique ou mécanique, y compris la photocopie et les microfilms, sans l'accord écrit de l'IEC ou du Comité national de l'IEC du pays du demandeur. Si vous avez des questions sur le copyright de l'IEC ou si vous désirez obtenir des droits supplémentaires sur cette publication, utilisez les coordonnées ci-après ou contactez le Comité national de l'IEC de votre pays de résidence.

IEC Secretariat  
3, rue de Varembe  
CH-1211 Geneva 20  
Switzerland

Tel.: +41 22 919 02 11  
[info@iec.ch](mailto:info@iec.ch)  
[www.iec.ch](http://www.iec.ch)

### About the IEC

The International Electrotechnical Commission (IEC) is the leading global organization that prepares and publishes International Standards for all electrical, electronic and related technologies.

### About IEC publications

The technical content of IEC publications is kept under constant review by the IEC. Please make sure that you have the latest edition, a corrigendum or an amendment might have been published.

#### IEC publications search - [webstore.iec.ch/advsearchform](http://webstore.iec.ch/advsearchform)

The advanced search enables to find IEC publications by a variety of criteria (reference number, text, technical committee, ...). It also gives information on projects, replaced and withdrawn publications.

#### IEC Just Published - [webstore.iec.ch/justpublished](http://webstore.iec.ch/justpublished)

Stay up to date on all new IEC publications. Just Published details all new publications released. Available online and once a month by email.

#### IEC Customer Service Centre - [webstore.iec.ch/csc](http://webstore.iec.ch/csc)

If you wish to give us your feedback on this publication or need further assistance, please contact the Customer Service Centre: [sales@iec.ch](mailto:sales@iec.ch).

#### IEC Products & Services Portal - [products.iec.ch](http://products.iec.ch)

Discover our powerful search engine and read freely all the publications previews. With a subscription you will always have access to up to date content tailored to your needs.

#### Electropedia - [www.electropedia.org](http://www.electropedia.org)

The world's leading online dictionary on electrotechnology, containing more than 22 300 terminological entries in English and French, with equivalent terms in 19 additional languages. Also known as the International Electrotechnical Vocabulary (IEV) online.

### A propos de l'IEC

La Commission Electrotechnique Internationale (IEC) est la première organisation mondiale qui élabore et publie des Normes internationales pour tout ce qui a trait à l'électricité, à l'électronique et aux technologies apparentées.

### A propos des publications IEC

Le contenu technique des publications IEC est constamment revu. Veuillez vous assurer que vous possédez l'édition la plus récente, un corrigendum ou amendement peut avoir été publié.

#### Recherche de publications IEC -

##### [webstore.iec.ch/advsearchform](http://webstore.iec.ch/advsearchform)

La recherche avancée permet de trouver des publications IEC en utilisant différents critères (numéro de référence, texte, comité d'études, ...). Elle donne aussi des informations sur les projets et les publications remplacées ou retirées.

#### IEC Just Published - [webstore.iec.ch/justpublished](http://webstore.iec.ch/justpublished)

Restez informé sur les nouvelles publications IEC. Just Published détaille les nouvelles publications parues. Disponible en ligne et une fois par mois par email.

#### Service Clients - [webstore.iec.ch/csc](http://webstore.iec.ch/csc)

Si vous désirez nous donner des commentaires sur cette publication ou si vous avez des questions contactez-nous: [sales@iec.ch](mailto:sales@iec.ch).

#### IEC Products & Services Portal - [products.iec.ch](http://products.iec.ch)

Découvrez notre puissant moteur de recherche et consultez gratuitement tous les aperçus des publications. Avec un abonnement, vous aurez toujours accès à un contenu à jour adapté à vos besoins.

#### Electropedia - [www.electropedia.org](http://www.electropedia.org)

Le premier dictionnaire d'électrotechnologie en ligne au monde, avec plus de 22 300 articles terminologiques en anglais et en français, ainsi que les termes équivalents dans 19 langues additionnelles. Egalement appelé Vocabulaire Electrotechnique International (IEV) en ligne.

# INTERNATIONAL STANDARD

# NORME INTERNATIONALE

HORIZONTAL PUBLICATION  
PUBLICATION HORIZONTALE

AMENDMENT 1  
AMENDEMENT 1

**Electrostatics –  
Part 2-1: Measurement methods – Ability of materials and products to dissipate  
static electric charge**

**Électrostatique –  
Partie 2-1: Méthodes de mesure – Capacité des matériaux et des produits à  
dissiper des charges électrostatiques**

INTERNATIONAL  
ELECTROTECHNICAL  
COMMISSION

COMMISSION  
ELECTROTECHNIQUE  
INTERNATIONALE

ICS 17.220.99; 29.020

ISBN 978-2-8322-3959-9

**Warning! Make sure that you obtained this publication from an authorized distributor.  
Attention! Veuillez vous assurer que vous avez obtenu cette publication via un distributeur agréé.**

## INTERNATIONAL ELECTROTECHNICAL COMMISSION

## ELECTROSTATICS –

**Part 2-1: Measurement methods – Ability of materials  
and products to dissipate static electric charge****AMENDMENT 1**

## FOREWORD

- 1) The International Electrotechnical Commission (IEC) is a worldwide organization for standardization comprising all national electrotechnical committees (IEC National Committees). The object of IEC is to promote international co-operation on all questions concerning standardization in the electrical and electronic fields. To this end and in addition to other activities, IEC publishes International Standards, Technical Specifications, Technical Reports, Publicly Available Specifications (PAS) and Guides (hereafter referred to as "IEC Publication(s)"). Their preparation is entrusted to technical committees; any IEC National Committee interested in the subject dealt with may participate in this preparatory work. International, governmental and non-governmental organizations liaising with the IEC also participate in this preparation. IEC collaborates closely with the International Organization for Standardization (ISO) in accordance with conditions determined by agreement between the two organizations.
- 2) The formal decisions or agreements of IEC on technical matters express, as nearly as possible, an international consensus of opinion on the relevant subjects since each technical committee has representation from all interested IEC National Committees.
- 3) IEC Publications have the form of recommendations for international use and are accepted by IEC National Committees in that sense. While all reasonable efforts are made to ensure that the technical content of IEC Publications is accurate, IEC cannot be held responsible for the way in which they are used or for any misinterpretation by any end user.
- 4) In order to promote international uniformity, IEC National Committees undertake to apply IEC Publications transparently to the maximum extent possible in their national and regional publications. Any divergence between any IEC Publication and the corresponding national or regional publication shall be clearly indicated in the latter.
- 5) IEC itself does not provide any attestation of conformity. Independent certification bodies provide conformity assessment services and, in some areas, access to IEC marks of conformity. IEC is not responsible for any services carried out by independent certification bodies.
- 6) All users should ensure that they have the latest edition of this publication.
- 7) No liability shall attach to IEC or its directors, employees, servants or agents including individual experts and members of its technical committees and IEC National Committees for any personal injury, property damage or other damage of any nature whatsoever, whether direct or indirect, or for costs (including legal fees) and expenses arising out of the publication, use of, or reliance upon, this IEC Publication or any other IEC Publications.
- 8) Attention is drawn to the Normative references cited in this publication. Use of the referenced publications is indispensable for the correct application of this publication.
- 9) Attention is drawn to the possibility that some of the elements of this document may be the subject of patent rights. IEC shall not be held responsible for identifying any or all such patent rights.

Amendment 1 to IEC 61340-2-1:2015 has been prepared by IEC technical committee 101: Electrostatics.

The text of this Amendment is based on the following documents:

Draft	Report on voting
101/639/CDV	101/651/RVC

Full information on the voting for its approval can be found in the report on voting indicated in the above table.

The language used for the development of this Amendment is English.

This document was drafted in accordance with ISO/IEC Directives, Part 2, and developed in accordance with ISO/IEC Directives, Part 1 and ISO/IEC Directives, IEC Supplement, available at [www.iec.ch/members\\_experts/refdocs](http://www.iec.ch/members_experts/refdocs). The main document types developed by IEC are described in greater detail at [www.iec.ch/standardsdev/publications/](http://www.iec.ch/standardsdev/publications/).

The committee has decided that the contents of this document will remain unchanged until the stability date indicated on the IEC website under [webstore.iec.ch](http://webstore.iec.ch) in the data related to the specific document. At this date, the document will be

- reconfirmed,
- withdrawn,
- replaced by a revised edition, or
- amended.

---

## INTRODUCTION

*Replace the second paragraph of the Introduction with the following new text:*

For homogeneous conductive materials, this property can be evaluated indirectly by measuring resistance or resistivity parameters. Care should be exercised when determining the homogeneity of materials, as some materials that appear homogenous do exhibit non-homogeneous electrical characteristics. If the homogeneity of materials is not known and cannot be otherwise verified, it is possible that resistance measurements will not be reliable or will not give enough information. It is also possible that resistance measurements will not be reliable when evaluating materials in the dissipative or insulative range and especially for high ohmic materials that include conductive fibres (e.g. textiles with a metallic grid). In such cases, the rate of dissipation of static charge should be measured directly.

### 1 Scope

*Replace the third paragraph of Clause 1 with the following new text:*

The two test methods for measuring charge decay time, one using corona charging and one using a charged metal plate are different and it is possible that they will not give equivalent results. Nevertheless, each method has a range of applications for which it is best suited. The corona charging method is suitable for evaluating the ability of materials, for example textiles, packaging, to dissipate charge from their own surfaces. The charged metal plate method is suitable for evaluating the ability of materials and objects such as gloves, finger cots, hand tools, to dissipate charge from conductive objects placed on or in contact with them. It is possible that the charged plate method will not be suitable for evaluating the ability of materials to dissipate charge from their own surfaces.

## 2 Normative references

Add the following normative references:

IEC 61010-1, *Safety requirements for electrical equipment for measurement, control, and laboratory use – Part 1: General requirements*

IEC 61010-2-030, *Safety requirements for electrical equipment for measurement, control, and laboratory use – Part 2-030: Particular requirements for equipment having testing or measuring circuits*

## 3 Terms and definitions

### 3.2 charge decay time

Replace Note 1 to entry in 3.2 with the following new Note 1 to entry:

Note 1 to entry:  $1/e$  and 10 % are appropriate fractions ( $e$  is the base of natural logarithms, equal to 2,718). If the initial voltage is low, the accuracy of decay time measurements to a small fraction of the initial voltage can be susceptible to the noise level of the fieldmeter.

### 3.5 static dissipative material

Replace Note 1 to entry in 3.5 with the following new Note 1 to entry:

Note 1 to entry: Materials that are considered conductive in other contexts are included within this definition for the purposes of this part of IEC 61340.

## 4.1 Principles

Replace the Caution statement of 4.1 with the following new Warning statement:

**WARNING** – The test methods specified in this document involve the use of high-voltage power supplies that can present hazards if handled incorrectly, particularly by unqualified or inexperienced personnel. Users of this document are encouraged to carry out proper risk assessments and pay due regard to local regulations before undertaking any of the test procedures. Electrical equipment for measurements shall comply with the safety requirements specified in IEC 61010-1 and IEC 61010-2-030.

### 4.3.3 Corona charge deposition

Replace the second paragraph of 4.3.3 with the following new text:

The corona duration shall be no more than 50 ms, and 10 ms or 20 ms is usually appropriate in order to achieve an adequate initial peak voltage for measurements. Excessively long deposition times (more than some seconds) can damage the material.

### 4.3.4 Fieldmeter

Replace the third paragraph of 4.3.4 with the following new text:

Any residual ionization shall contribute less than 20 V to the measurement of the surface voltage. Excess ionization shall be removed, for example, by using an air dam. This can be tested by measurements on a fully conducting test surface.

#### 4.4.1 Physical design features

##### Figure 2

*Replace Key 3 in Figure 2 in 4.4.1 with the following new text:*

3 Conductive plate (e.g. nominal dimensions 150 mm × 150 mm)

*Replace the second paragraph of 4.4.1 with the following new text:*

The instrument to measure the charge dissipation of objects under test is the charged plate monitor (see Figure 2). The capacitance of the conductive plate shall be  $(20 \pm 2)$  pF when mounted in the test fixture. The dimensions of the plate do not significantly affect results and any practical size may be used (e.g. nominal dimensions 150 mm × 150 mm). The wire between the switch and the plate shall be as short as possible.

#### 4.4.2 Charge decay time ( $t_{sd}$ )

*Replace the second paragraph of 4.4.2 with the following new text:*

There can be occasions when the potential decay approaches a non-zero value. This final offset voltage is designated  $U_0$ .

##### Figure 4

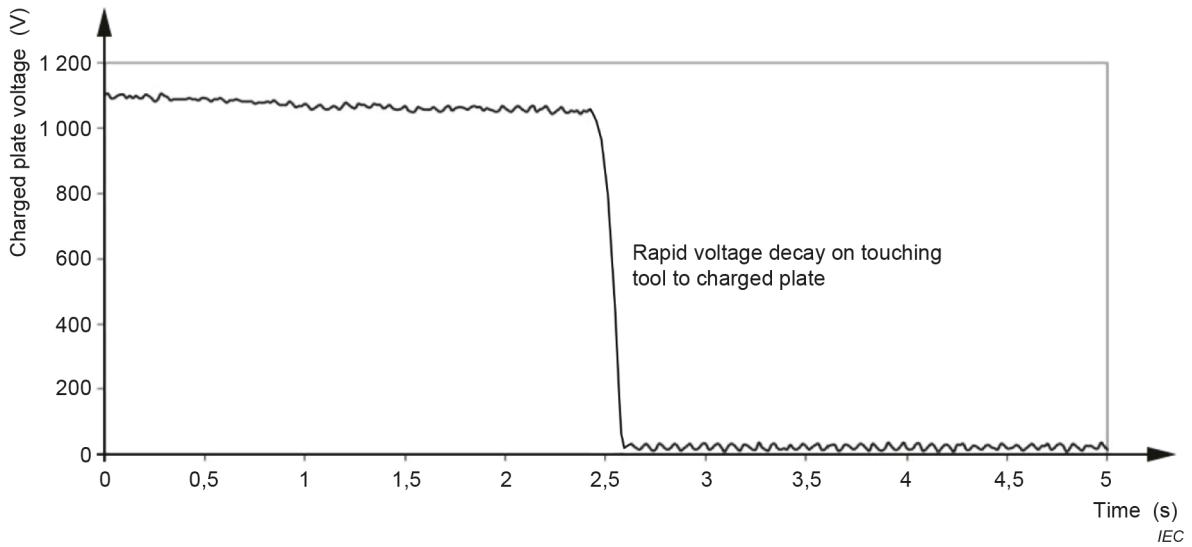
*Replace the NOTE in Figure 4 in 4.4.2 with the following new NOTE:*

NOTE The decay curve can go down to 0 V or not.

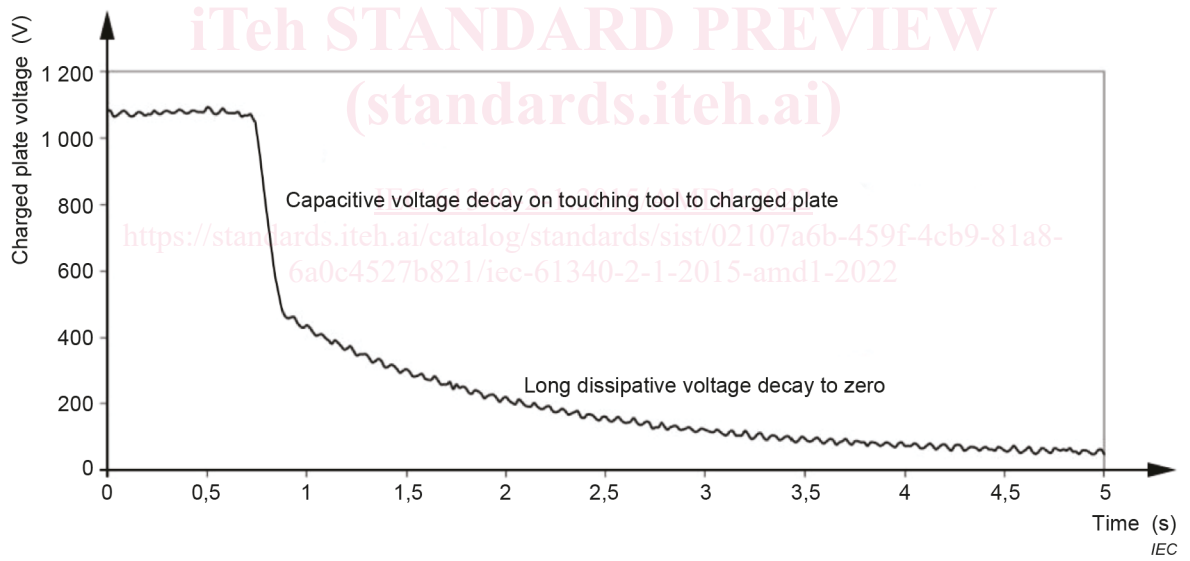
#### 5.3.6 Test procedure for the charge decay properties of tools

*Add the following new text and Figure 5 after step 11) of 5.3.6:*

An example of a waveform for a tool showing a fast decay to low voltage is shown in Figure 5 a). A tool with a high resistance or insulating handle can sometimes give an initial apparent fast decay to an intermediate voltage, either followed by a slow decay for the remaining voltage (Figure 5 b)) or no further voltage decay (Figure 5 c)). The initial decay in these cases is caused by discharging of the charged plate into the capacitance between the tool and hand, rather than dissipation through resistance. In some cases, the voltage can fall rapidly below 100 V when the tool touches the charged plate, but then rise above 100 V again when the tool is removed, as shown in Figure 5 d). Performance requirements referencing this test procedure should take account of the possibility of these effects occurring.

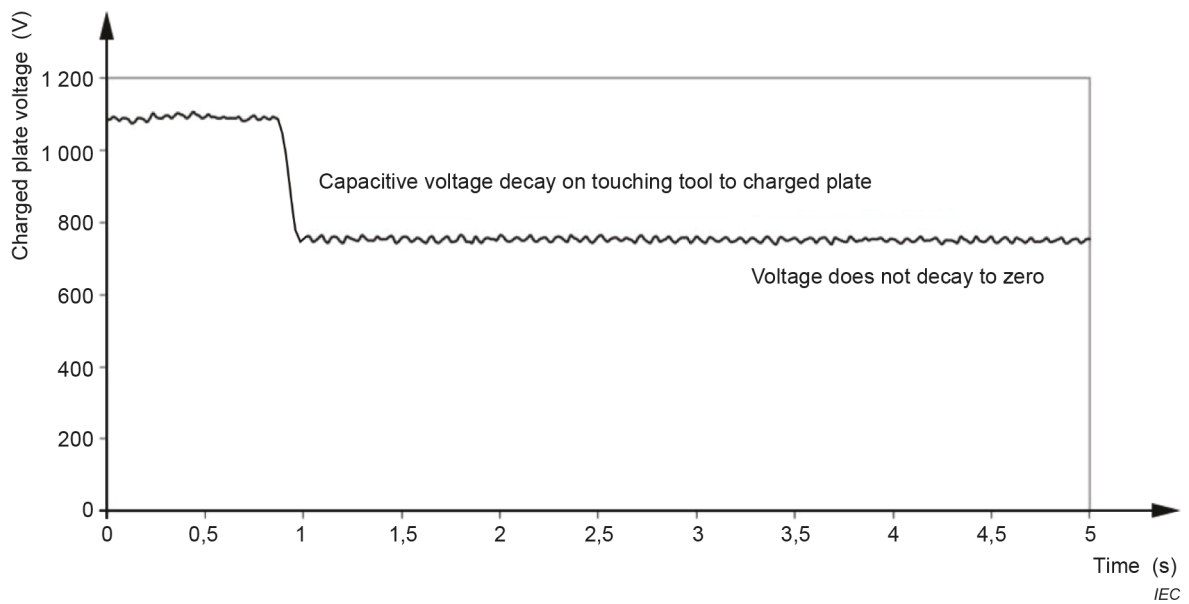


a) Example of a decay waveform for a tool showing a fast decay to low voltage

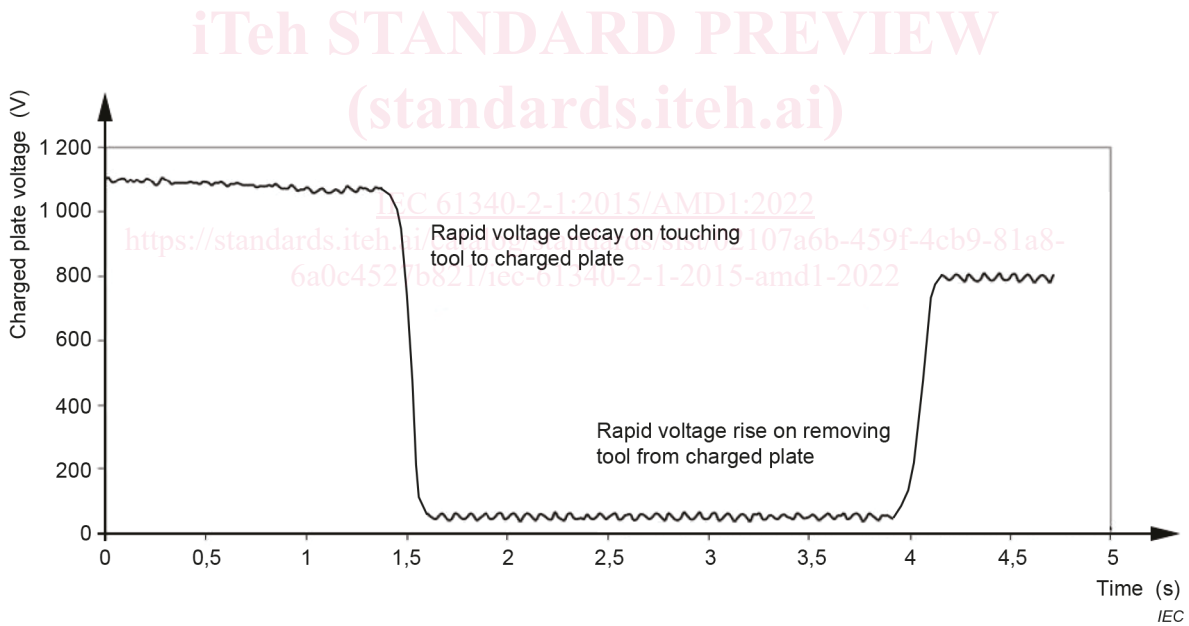


b) Example of a decay waveform showing initial fast decay caused by a capacitance effect, followed by slow decay via resistance





c) Example of a decay waveform showing no further decay after initial fast decay caused by a capacitance effect



d) Example of a waveform showing rapid changes in charged plate voltage caused by a capacitance effect

Figure 5 – Examples of decay waveforms when testing tools

## Annex A

### A.1.2 Surface potential sensitivity verification

*Replace the paragraph of A.1.2 with the following new text:*

The surface potential sensitivity verification is made in terms of a uniform potential on a plane conducting surface covering the whole test aperture area. The voltage source shall provide a stable, low ripple voltage of both polarities to at least 1 000 V. The voltage measuring system shall cover the measurement of both polarities and be separate from the voltage source so it can be formally verified independently. The accuracy of voltage measurement shall be better than 0,2 %. The stability of the verification voltage shall be 0,2 %.

---

iTeh STANDARD PREVIEW  
(standards.iteh.ai)

[IEC 61340-2-1:2015/AMD1:2022](https://standards.iteh.ai/catalog/standards/sist/02107a6b-459f-4cb9-81a8-6a0c4527b821/iec-61340-2-1-2015-amd1-2022)

<https://standards.iteh.ai/catalog/standards/sist/02107a6b-459f-4cb9-81a8-6a0c4527b821/iec-61340-2-1-2015-amd1-2022>

