



Designation: **F2548 – 12 (Reapproved 2018) F2548 – 20**

Standard Specification for Expanded Metal Fence Systems for Security Purposes¹

This standard is issued under the fixed designation F2548; the number immediately following the designation indicates the year of original adoption or, in the case of revision, the year of last revision. A number in parentheses indicates the year of last reapproval. A superscript epsilon (ϵ) indicates an editorial change since the last revision or reapproval.

1. Scope

1.1 This specification covers selection and installation of expanded metal fence systems for applications on new or retrofit fences for commercial, industrial, governmental, or institutional facilities as applicable to homeland security, or where the possibility of malevolent incursion is significant. See Fig. 1 for typical examples of expanded metal fence applications. This type of fence system is not recommended for residential or public recreational facilities such as pools, schools, and kindergartens.

1.2 This specification is intended to guide those responsible for or concerned with the design and installation of an expanded metal fence system capable of denying or delaying unwanted access into or out of an area.

1.3 No recommendation is made or implied here as to the merits of the product from any particular manufacturer. Choice of component selection for the expanded metal system should be made by the writer of the project specification based on their own perception of the product's merit and the consequence of a malevolent incursion.

1.4 Units—The values stated in inch-pound units are to be regarded as standard. ~~Any~~The values given in parentheses are for information only—mathematical conversions to SI units that are provided for information only and are not considered standard.

1.5 *This specification does not purport to address all of the safety and security concerns, if any, associated with homeland security. It is the responsibility of the user of this standard to establish the required and appropriate level of security.*

1.6 *This international standard was developed in accordance with internationally recognized principles on standardization established in the Decision on Principles for the Development of International Standards, Guides and Recommendations issued by the World Trade Organization Technical Barriers to Trade (TBT) Committee.*

2. Referenced Documents

2.1 ASTM Standards:²

[A123/A123M Specification for Zinc \(Hot-Dip Galvanized\) Coatings on Iron and Steel Products](#)

[A307 Specification for Carbon Steel Bolts, Studs, and Threaded Rod 60 000 PSI Tensile Strength](#)

[B117 Practice for Operating Salt Spray \(Fog\) Apparatus](#)

[F934 Specification for Standard Colors for Polymer-Coated Chain Link Fence Materials](#)

[F1043 Specification for Strength and Protective Coatings on Steel Industrial Fence Framework](#)

[F1083 Specification for Pipe, Steel, Hot-Dipped Zinc-Coated \(Galvanized\) Welded, for Fence Structures](#)

[F1267 Specification for Metal, Expanded, Steel](#)

2.2 American Society of Civil Engineers (ASCE):³ ASCE Standard:

[ASCE/SEI 7-057-16 Minimum Design Loads for Buildings and Other Structures](#)

3. Terminology

3.1 Definitions of Terms Specific to This Standard:

3.1.1 *expanded metal fence system*—*system, n*—combines expanded metal panels and structural framework posts and rails, if required with accessories and fasteners, assembled and evaluated as a complete system; Fig. 1 shows typical applications.

¹ This specification is under the jurisdiction of ASTM Committee F14 on Fences and is the direct responsibility of Subcommittee F14.35 on Architectural Metal Fence Systems.

Current edition approved March 1, 2018; April 1, 2020. Published March 2018; May 2020. Originally approved in 2006. Last previous edition approved in 2012 as F2548F2548 – 12–12(2018). DOI: 10.1520/F2548-12R18; 10.1520/F2548-20.

² For referenced ASTM standards, visit the ASTM website, www.astm.org, or contact ASTM Customer Service at service@astm.org. For *Annual Book of ASTM Standards* volume information, refer to the standard's Document Summary page on the ASTM website.

³ Available from American Society of Civil Engineers (ASCE), 1801 Alexander Bell Dr., Reston, VA 20191, <http://www.asce.org>.

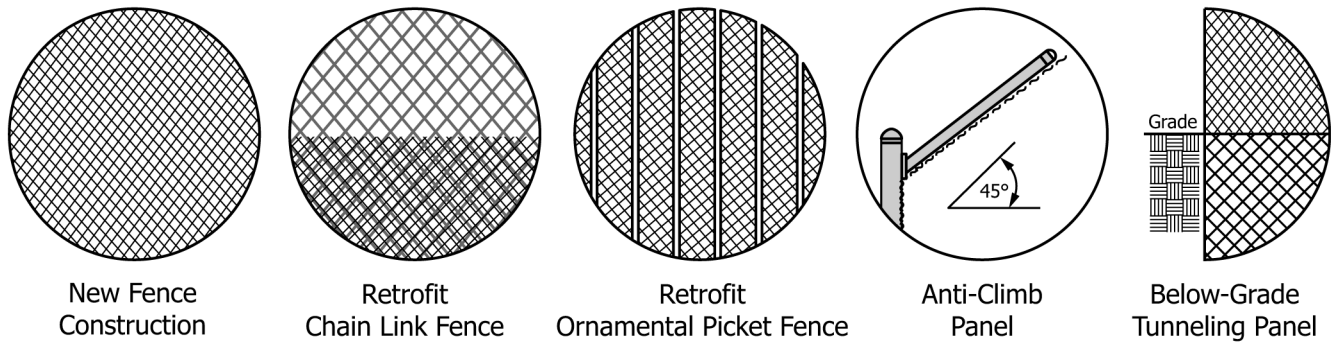


FIG. 1 Expanded Metal Fencing Applications

3.1.2 *expanded metal panel—panel, n—*element used as filler for the fence system. The system; the following terms are used to further define characteristics of the expanded metal panels (see Fig. 2 and Fig. 3).

3.1.3 *fitting—fitting, n—*any type of formed metal with the intent of securing mesh filler to a framework.

3.1.4 *flattened expanded metal (F)—(F), n—*expanded metal which has been cold rolled leaving a flat, smooth surface.

3.1.5 *LWD=LWD, n—*long way of diamond, nominal dimension (see Fig. 2).

3.1.6 *regular (raised) expanded metal (R)(R), n—*expanded metal as it comes from the press after being simultaneously slit and stretched having the strands and bonds form a uniform angle to the original plane of the solid sheet from which it was formed creating an open mesh diamond making one continuous panel that cannot unravel.

3.1.7 *SWD=SWD, n—*short way of diamond, nominal dimension (see Fig. 2).

3.1.8 *strand thickness—thickness, n—*thickness of base metal.

3.1.9 *strand width—width, n—*amount of material fed under the die to produce one strand.

4. Classification

4.1 Expanded metal used on fences for security applications shall meet the material requirements of Specification F1267. Expanded metal referenced in this specification is classified by types and classes as follows:

4.2 Type

4.2.1 *Type 1—*Expanded (see Fig. 2 – Type 1)

4.2.2 *Type 2—*Expanded and flattened (see Fig. 2 – Type 2)

NOTE 1—While it is not the intent of this specification to limit the selection of expanded metal “Type” to a specific fence application, historical practice is a relevant factor to consider during the selection process. Construction of new expanded metal fence systems and retrofit of chain link fences historically involved the use of Type 1 expanded metal panels; retrofit of ornamental picket fences historically involved the use of Type 2 expanded metal panels.

4.3 Class

4.3.1 *Class 1—*Uncoated

4.3.2 *Class 2—*Hot-dip zinc coated (galvanized)

4.3.3 *Class 3—*Corrosion-resisting steel

5. Ordering/Specifying Information

5.1 When ordering or specifying expanded metal fence systems for security applications, the appropriate mesh type, mesh description, fence height, post size, post spacing, allowable mesh to framework attachment methods, and finish should all be defined to ensure that expanded metal panels and all associated system components will work compatibly in the total system installation.

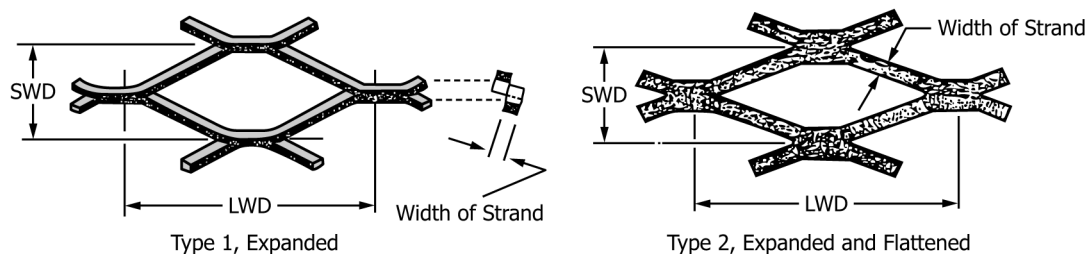


FIG. 2 Diamond Description—Regular and Flattened

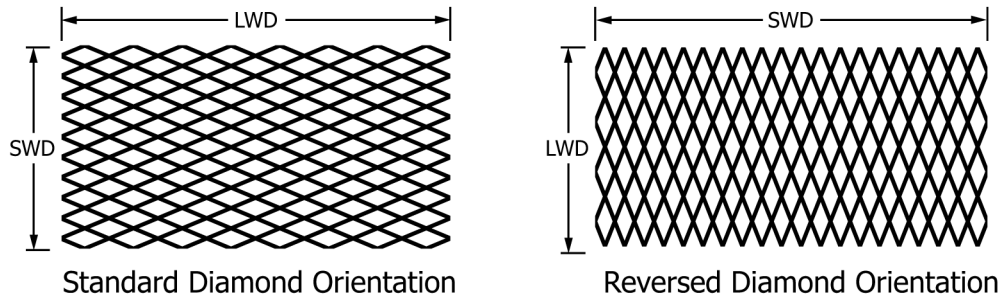


FIG. 3 Mesh Description—Standard and Reversed Diamond

6. Materials

6.1 Expanded Metal Panels

6.1.1 Panels shall be manufactured in accordance with the requirements and within the allowable tolerances of Specification this F1267-specification. Table 1 and Fig. 4 show selection options of expanded metal panels for use in security applications.

6.2 Acceptable panel types shall conform to these minimum requirements.

6.2.1 The minimum allowable weight per square foot for any expanded metal panel specified or used in security fence system applications shall not be less than nominal 1.47 lbs-1.41 lbs per square foot prior to galvanizing or color coating.

6.2.2 No expanded metal specified or used for above-ground security purposes shall have an opening larger than three square inches.

6.3 The overall width and height of expanded metal panels can be as large as 8 ft by 12 ft. Other factors such as panel weight, transportation, galvanizing, and color coating may dictate a more practical panel size. Expanded metal security barrier systems vary, as do production limitations.

6.4 Finish

TABLE 1 Panel-Description

Description	Panels Used in Security Fence Applications		Diamond Dimensions (in.)							
	1/2 in.—13R (.188)	1/2 in.—13R (.188)	3/4 in.—9R	3/4 in.—9F	1 in.—7R (.240)	1 1/2 in.—6R	0.923 by 2.00	0.923 by 2.10	1.00 by 2.40	1.330 by 3.00
Width of Panel (ft)	3—6	3—6	3—6	3—6	3—5	3—5				
Height of Panel (ft)	6—12	6—12	6—12	6—12	6—12	6—12				
			SWD by LWD							
Percent Open Area	57 %	25 %	68 %	63 %	52 %	63 %				
Strand thickness (in.)	0.092	0.09	0.134	0.120	0.170	0.198				
Strand Width (in.)	0.096	0.188	0.150	0.164	0.240	0.203				
Weight per ft ²	1.47	2.82	1.80	1.71	3.50	2.50				
Weight galvanized per ft ²	1.73	3.1	1.95	1.86	3.70	2.73				

TABLE 1 PANELS USED IN SECURITY FENCE APPLICATIONS^A

Description	Width of Panel (ft) (SWD) ^C	Height of Panel (ft) (LWD) ^C	Diamond Dimensions (in.) SWD by LWD ^C		Percent Open Area	Strand Thickness (in.) ^C	Strand Width (in.) ^C	Weight per ft ² . ^B	Weight Galvanized per ft ²
SFX .50-13R	3-6	6-12	0.500	1.200	62 %	0.090	0.096	1.413	1.634
SFX .75-9F	3-6	6-12	0.923	2.100	64 %	0.108	0.165	1.573	1.749
SFX .75-9R	3-6	6-12	0.923	2.000	67 %	0.134	0.150	1.781	1.964
SFX 1.50-6R	3-6	6-12	1.330	3.000	69 %	0.198	0.203	2.472	2.651
SFX .50-13R (.188)	3-6	6-12	0.500	1.200	25 %	0.090	0.188	2.768	3.098
SFX 1.50-14R	3-6	6-12	1.280	3.000	6 %	0.075	0.600	2.864	3.177
SFX 1.00-13R	3-6	6-12	0.925	3.000	14 %	0.090	0.400	3.183	3.498
SFX 1.00-7R	3-6	6-12	1.000	2.400	52 %	0.179	0.240	3.514	3.763
SFX 1.00-7R (2.25LWD)	3-6	6-12	1.000	2.250	50 %	0.179	0.250	3.660	3.915

^A 1 lb = 0.454 kg; 1 in. = 25.4 mm.

^B A variation in weight per square ft of ±5 % is permissible, based on the weight of any sheet or bundle. No combination of tolerances can be combined to yield weight per SF below -5 % tolerance range; the minimum weight per SF of -5 % is absolute.

^C A tolerance of ±5 % is permitted in dimensions.