

INTERNATIONAL STANDARD



**Switches for household and similar fixed electrical installations –
Part 2-2: Particular requirements – Electromagnetic remote-control switches
(RCS)**

(<https://standards.iteh.ai>)

Document Preview

[IEC 60669-2-2:2024](https://standards.iteh.ai/catalog/standards/iec/1906a206-2298-4ab3-838b-1b12273c7a6f/iec-60669-2-2-2024)

<https://standards.iteh.ai/catalog/standards/iec/1906a206-2298-4ab3-838b-1b12273c7a6f/iec-60669-2-2-2024>





THIS PUBLICATION IS COPYRIGHT PROTECTED

Copyright © 2024 IEC, Geneva, Switzerland

All rights reserved. Unless otherwise specified, no part of this publication may be reproduced or utilized in any form or by any means, electronic or mechanical, including photocopying and microfilm, without permission in writing from either IEC or IEC's member National Committee in the country of the requester. If you have any questions about IEC copyright or have an enquiry about obtaining additional rights to this publication, please contact the address below or your local IEC member National Committee for further information.

IEC Secretariat
3, rue de Varembe
CH-1211 Geneva 20
Switzerland

Tel.: +41 22 919 02 11
info@iec.ch
www.iec.ch

About the IEC

The International Electrotechnical Commission (IEC) is the leading global organization that prepares and publishes International Standards for all electrical, electronic and related technologies.

About IEC publications

The technical content of IEC publications is kept under constant review by the IEC. Please make sure that you have the latest edition, a corrigendum or an amendment might have been published.

IEC publications search - webstore.iec.ch/advsearchform

The advanced search enables to find IEC publications by a variety of criteria (reference number, text, technical committee, ...). It also gives information on projects, replaced and withdrawn publications.

IEC Just Published - webstore.iec.ch/justpublished

Stay up to date on all new IEC publications. Just Published details all new publications released. Available online and once a month by email.

IEC Customer Service Centre - webstore.iec.ch/csc

If you wish to give us your feedback on this publication or need further assistance, please contact the Customer Service Centre: sales@iec.ch.

IEC Products & Services Portal - products.iec.ch

Discover our powerful search engine and read freely all the publications previews, graphical symbols and the glossary. With a subscription you will always have access to up to date content tailored to your needs.

Electropedia - www.electropedia.org

The world's leading online dictionary on electrotechnology, containing more than 22 500 terminological entries in English and French, with equivalent terms in 25 additional languages. Also known as the International Electrotechnical Vocabulary (IEV) online.

International Standards
Document Preview

[IEC 60669-2-2:2024](https://standards.iteh.ai/catalog/standards/iec/1906a206-2298-4ab3-838b-1b12273c7a6f/iec-60669-2-2-2024)

<https://standards.iteh.ai/catalog/standards/iec/1906a206-2298-4ab3-838b-1b12273c7a6f/iec-60669-2-2-2024>



IEC 60669-2-2

Edition 4.0 2024-03
REDLINE VERSION

INTERNATIONAL STANDARD



Switches for household and similar fixed electrical installations –
Part 2-2: Particular requirements – Electromagnetic remote-control switches
(RCS)

Document Preview

[IEC 60669-2-2:2024](https://standards.iteh.ai/standards/iec/1906a206-2298-4ab3-838b-1b12273c7a6f/iec-60669-2-2-2024)

<https://standards.iteh.ai/catalog/standards/iec/1906a206-2298-4ab3-838b-1b12273c7a6f/iec-60669-2-2-2024>

INTERNATIONAL
ELECTROTECHNICAL
COMMISSION

ICS 29.120.40

ISBN 978-2-8322-8528-2

Warning! Make sure that you obtained this publication from an authorized distributor.

CONTENTS

FOREWORD.....	3
1 Scope.....	6
2 Normative references	6
3 Terms and definitions	7
4 General requirements	9
5 General notes remarks on tests	9
6 Ratings.....	9
7 Classification.....	10
8 Marking	11
9 Checking of dimensions.....	12
10 Protection against electric shock	12
11 Provision for earthing	12
12 Terminals	12
13 Constructional requirements	12
14 Mechanism	12
15 Resistance to ageing, protection provided by enclosures of switches and resistance to humidity.....	13
16 Insulation resistance and electric strength	13
17 Temperature rise	13
18 Making and breaking capacity.....	14
19 Normal operation	14
20 Mechanical strength	15
21 Resistance to heat.....	15
22 Screws, current-carrying parts and connections.....	15
23 Creepage distances, clearances and distances through sealing compound.....	16
24 Resistance of insulating material to abnormal heat, to fire and to tracking	19
25 Resistance to rusting	19
26 EMC requirements.....	20
Annexes	21
Annex B (informative) Changes planned for the future in order to align IEC 60669-1 with the requirements of IEC 60998 (all parts), IEC 60999 (all parts) and IEC 60228	22
Annex E (informative) Additional requirements and tests for switches intended to be used at a temperature lower than –5 °C.....	23
Bibliography.....	24
Table 1 – Number of specimens needed for the tests.....	9
Table 15 – Test voltage, points of application and minimum values of insulating resistance for the verification of electric strength	13
Table 101 – Temperature-rise limits for insulated coils in air.....	14
Table 23 – Creepage distances, clearances and distances through insulating sealing compound.....	18

INTERNATIONAL ELECTROTECHNICAL COMMISSION

**SWITCHES FOR HOUSEHOLD AND SIMILAR FIXED
ELECTRICAL INSTALLATIONS –****Part 2-2: Particular requirements –
Electromagnetic remote-control switches (RCS)**

FOREWORD

- 1) The International Electrotechnical Commission (IEC) is a worldwide organization for standardization comprising all national electrotechnical committees (IEC National Committees). The object of IEC is to promote international co-operation on all questions concerning standardization in the electrical and electronic fields. To this end and in addition to other activities, IEC publishes International Standards, Technical Specifications, Technical Reports, Publicly Available Specifications (PAS) and Guides (hereafter referred to as “IEC Publication(s)”). Their preparation is entrusted to technical committees; any IEC National Committee interested in the subject dealt with may participate in this preparatory work. International, governmental and non-governmental organizations liaising with the IEC also participate in this preparation. IEC collaborates closely with the International Organization for Standardization (ISO) in accordance with conditions determined by agreement between the two organizations.
- 2) The formal decisions or agreements of IEC on technical matters express, as nearly as possible, an international consensus of opinion on the relevant subjects since each technical committee has representation from all interested IEC National Committees.
- 3) IEC Publications have the form of recommendations for international use and are accepted by IEC National Committees in that sense. While all reasonable efforts are made to ensure that the technical content of IEC Publications is accurate, IEC cannot be held responsible for the way in which they are used or for any misinterpretation by any end user.
- 4) In order to promote international uniformity, IEC National Committees undertake to apply IEC Publications transparently to the maximum extent possible in their national and regional publications. Any divergence between any IEC Publication and the corresponding national or regional publication shall be clearly indicated in the latter.
- 5) IEC itself does not provide any attestation of conformity. Independent certification bodies provide conformity assessment services and, in some areas, access to IEC marks of conformity. IEC is not responsible for any services carried out by independent certification bodies.
- 6) All users should ensure that they have the latest edition of this publication.
- 7) No liability shall attach to IEC or its directors, employees, servants or agents including individual experts and members of its technical committees and IEC National Committees for any personal injury, property damage or other damage of any nature whatsoever, whether direct or indirect, or for costs (including legal fees) and expenses arising out of the publication, use of, or reliance upon, this IEC Publication or any other IEC Publications.
- 8) Attention is drawn to the Normative references cited in this publication. Use of the referenced publications is indispensable for the correct application of this publication.
- 9) IEC draws attention to the possibility that the implementation of this document may involve the use of (a) patent(s). IEC takes no position concerning the evidence, validity or applicability of any claimed patent rights in respect thereof. As of the date of publication of this document, IEC had not received notice of (a) patent(s), which may be required to implement this document. However, implementers are cautioned that this may not represent the latest information, which may be obtained from the patent database available at <https://patents.iec.ch>. IEC shall not be held responsible for identifying any or all such patent rights.

This redline version of the official IEC Standard allows the user to identify the changes made to the previous edition IEC 60669-2-2:2006. A vertical bar appears in the margin wherever a change has been made. Additions are in green text, deletions are in strikethrough red text.

IEC 60669-2-2 has been prepared by subcommittee 23B: Plugs, socket-outlets and switches, of IEC technical committee 23: Electrical accessories. It is an International Standard.

This fourth edition cancels and replaces the third edition published in 2006. This edition constitutes a technical revision.

This edition includes the following significant technical changes with respect to the previous edition:

- a) Revision of the present edition with reference to IEC 60669-1:2017 (Edition 4);
- b) Introduction of a revision to Annex E "Additional requirements and tests for switches intended to be used at a temperature lower than -5 °C ".

The text of this International Standard is based on the following documents:

Draft	Report on voting
23B/1486/FDIS	23B/1500/RVD

Full information on the voting for its approval can be found in the report on voting indicated in the above table.

The language used for the development of this International Standard is English.

This document was drafted in accordance with ISO/IEC Directives, Part 2, and developed in accordance with ISO/IEC Directives, Part 1 and ISO/IEC Directives, IEC Supplement, available at www.iec.ch/members_experts/refdocs. The main document types developed by IEC are described in greater detail at www.iec.ch/publications.

This part of IEC 60669 is to be used in conjunction with IEC 60669-1:2017. It lists the changes necessary to convert that standard into a specific standard for electromagnetic remote-control switches.

<https://standards.iteh.ai/catalog/standards/iec/1906a206-2298-4ab3-838b-1b12273c7a6f/iec-60669-2-2-2024>

When a particular subclause of IEC 60669-1:2017 is not mentioned in this document, that subclause applies as far as reasonable.

In this document, the following print types are used:

- requirements proper: in roman type;
- *test specifications: in italic type;*
- notes: in smaller roman type.

Subclauses, figures or tables or notes which are additional to those in IEC 60669-1:2017 are numbered starting from 101.

A list of all parts of IEC 60669 series, under the general title *Switches for household and similar fixed electrical installations*, can be found on the IEC website.

The committee has decided that the contents of this document will remain unchanged until the stability date indicated on the IEC website under webstore.iec.ch in the data related to the specific document. At this date, the document will be

- reconfirmed,
- withdrawn, or
- revised.

IMPORTANT – The "colour inside" logo on the cover page of this document indicates that it contains colours which are considered to be useful for the correct understanding of its contents. Users should therefore print this document using a colour printer.

iTeh Standards
(<https://standards.iteh.ai>)
Document Preview

[IEC 60669-2-2:2024](https://standards.iteh.ai/catalog/standards/iec/1906a206-2298-4ab3-838b-1b12273c7a6f/iec-60669-2-2-2024)

<https://standards.iteh.ai/catalog/standards/iec/1906a206-2298-4ab3-838b-1b12273c7a6f/iec-60669-2-2-2024>

SWITCHES FOR HOUSEHOLD AND SIMILAR FIXED ELECTRICAL INSTALLATIONS –

Part 2-2: Particular requirements – Electromagnetic remote-control switches (RCS)

1 Scope

IEC 60669-1:2017, Clause 1 is applicable except as follows:

Replacement of the first ~~sentence~~ paragraph with the following:

This part of IEC 60669 applies to electromagnetic remote control switches (hereinafter referred to as electromagnetic RCS) with a rated voltage not exceeding 440 V AC and a rated current not exceeding 63 A, intended for household and similar fixed electrical installations, either indoors or outdoors. For the control circuit, the rated control voltage does not exceed 440 V AC or 220 V DC.

The RCS coil ~~may or may not~~ can be either permanently energized or not permanently energized.

Electronic RCS are within the scope of IEC 60669-2-1 but not of this document.

RCS including only passive components such as resistors, capacitors, positive temperature coefficient (PTC) and negative temperature coefficient (NTC) components and printed ~~wiring~~ circuit boards are not considered to be electronic RCS.

~~Contactors are not covered by this standard.~~

Electromechanical contactors for household and similar purposes are within the scope of IEC 61095.

2 Normative references

IEC 60669-1:2017, Clause 2 is applicable with the following additions:

IEC 60085:2004/2007, *Electrical insulation – Thermal ~~classification~~ evaluation and designation*

IEC 60317 (all parts), *Specifications for particular types of winding wires*

IEC 60445:1999/2021, *Basic and safety principles for man-machine interface, marking and identification – Identification of equipment terminals ~~and of terminations of certain designated conductors, including general rules for an alphanumeric system~~, conductor terminations and conductors*

IEC 60664-1:2020, *Insulation coordination for equipment within low-voltage systems – Part 1: Principles, requirements and tests*

IEC 60664-3:2016, *Insulation coordination for equipment within low-voltage systems – Part 3: Use of coating, potting or moulding for protection against pollution*

IEC 60669-1:2017, *Switches for household and similar fixed electrical installations – Part 1: General requirements*

~~IEC 60669-2-1:2002, Switches for household and similar fixed electrical installations – Part 2-1: Particular requirements – Electronic switches~~

~~IEC 61140, Protection against electric shock – Common aspects for installation and equipment~~

IEC 61558-2-6:1997/2021, *Safety of power transformers, reactors, power supply units and similar combinations thereof – Part 2-6: Particular requirements and tests for safety isolating transformers and power supply units incorporating safety isolating transformers for general-use applications*

3 Terms and definitions

IEC 60669-1:2017, Clause 3 is applicable with the following additions:

~~3.47~~11 rated voltage

Addition of the following note:

Note 101 to entry: This definition is ~~only~~ applicable to the switching circuit only.

~~3.48~~12 rated current

Addition of the following note:

Note 101 to entry: This definition is ~~only~~ applicable to the switching circuit only.

Addition of the following new ~~definitions~~ terminological entries:

~~3.100~~1 remote control switch RCS

switch intended to be operated from a distance

3.101.1 electromagnetic RCS

RCS provided with a coil which is operated by means of impulses or which ~~may~~ can be permanently energized by means of a control circuit

3.101.2 electronic RCS

RCS containing electronic component(s)

3.102 rated control voltage

voltage assigned to the control circuit by the manufacturer

Note 101 to entry: The rated control voltage is generally the operating voltage of the electromagnetic control coil.

3.103 switching circuit

circuit which contains the parts which allow the rated current to flow through the RCS

3.104**control circuit**

circuit which includes electrical parts to actuate the switching mechanism

3.105**control mechanism**

mechanism which includes all the parts which are intended for the operation of the RCS

[SOURCE: IEC 60050-442:1998, 442-04-28, modified – the term "switch" has been replaced by "RCS".]

3.106**incorporated hand-operated device**

device which allows the switching circuit to be operated, directly or indirectly

Note 101 to entry: An incorporated hand-operated device is not intended for the normal operation of the RCS.

~~**3.107**~~~~**latching RCS**~~

~~RCS which is mechanically locked in either of the two positions, having a separate coil for each position~~

~~**3.108**~~**107**~~**disconnectable RCS**~~

~~RCS including~~ consisting of two parts, the first being used as a base and including the terminals, the other being removable and including the switching and the control circuits, the two parts being resiliently connected together using a means which allows joining and/or separating with or without the use of a tool

~~**3.109**~~**108**~~**rated control current**~~

~~current required for initiation of the RCS, assigned to the current coil in the control circuit by the manufacturer (only for an RCS provided with a current sensitive coil)~~

~~**3.110**~~**109**~~**bistable RCS**~~

~~RCS containing a control mechanism which, when not initiated electrically or actuated mechanically, remains stable in its operating position and will change its operating position on initiation or actuation~~

~~**3.111**~~**110**~~**monostable RCS**~~

~~RCS containing a control mechanism which, on electrical initiation or mechanical actuation, changes the operating position of the switch which remains in this condition while the RCS is initiated or actuated, and returns to the position prior to initiation or actuation of the RCS after initiation or actuation is discontinued~~

~~**3.112**~~**111**~~**priority RCS**~~

~~RCS used to operate directly or indirectly a first load circuit or group of load circuits the use of which at times can be dispensed with, and where the control circuit of the RCS is influenced by or connected to a second circuit or group of circuits (priority circuits or circuits) which when energized will thus initiate the control circuit of the RCS to de-energize the first load circuit or circuits for the time during which the second circuit or group of circuits is energized~~

Note 101 to entry: The RCS may have a means for adjusting the sensitivity of the RCS control circuit to initiate the RCS depending on the total load or current delivered to any part of the circuits (priority switch with current coil) or be sensitive to the voltage (priority switch with voltage coil) applied to the second load or group of loads.

Note—2 102 to entry: These devices are used to limit the total current into a home installation by disconnecting/connecting certain load circuits in the installation while leaving others (the priority circuits) connected.

3.112
sequentially operated RCS

RCS which includes several switching or reversing contacts generally operated by means of a cam allowing different circuit combinations by successive impulses

Note 101 to entry: The number of impulses is given according to the number of lobes of the cam.

4 General requirements

IEC 60669-1:2017, Clause 4 is applicable with the following addition:

Addition after the first paragraph:

The operation of an RCS shall not be impaired when it is mounted at an angle deviating by not more than 5° from the specified position of use.

5 General notes remarks on tests

IEC 60669-1:2017, Clause 5 is applicable with the following additions:

~~5.4—Addition after the last paragraph:~~

~~For the tests of clause 101, three additional specimens are necessary.~~

Addition to Table 1:

Table 1 – Number of specimens needed for the tests

Clauses and subclauses	Number of specimens	Number of additional specimens for dual current rating
101 Abnormal operation of the control circuit	PQR	

Addition of the following new subclause:

5.101 Incorporated hand-operated device

If an RCS is provided with an incorporated hand-operated device, it shall be tested as specified in Clause 19.

~~NOTE 1—During the making and breaking capacity tests and the normal operation tests, the application of the voltage to the RCS coil always at the same phase angle is to should be avoided, as this application may can give misleading results.~~

~~NOTE 2—Precautions should be taken when using combinations equipped with synchronous motors and devices having similar operating characteristics.~~

6 Ratings

IEC 60669-1:2017, Clause 6 is applicable except as follows:

6.1 Rated voltage

Replacement of the first paragraph with the following:

Preferred values of rated voltage are:

- AC: 6 V, 8 V, 9 V, 12 V, 24 V, 42 V, 48 V, 110 V, 130 V, 220 V, 230 V and 240 V.

~~6.2 Addition, after the last paragraph, of the following note:~~

~~NOTE—In certain types of RCS, auxiliary contacts designed for a current lower than the rated current of the switching circuit may be added. Relevant ratings and requirements are under consideration.~~

Addition of the following new subclause:

6.101 Rated control voltage

Preferred values of rated control voltage are:

- AC: 6 V, 8 V, 9 V, 12 V, 24 V, 42 V, 48 V, 110 V, 130 V, 220 V, 230 V and 240 V;
- DC: 6 V, 9 V, 12 V, 24 V, 48 V, 60 V, 110 V and 220 V.

7 Classification

IEC 60669-1:2017, Clause 7 is applicable with the following additions:

~~7.4.5~~ according to the method of actuating the switch:

Addition of the following:

- current coil (for priority RCS);
- voltage coil (for priority RCS).

~~7.4.7~~ according to the method of installation, as a consequence of the design of the switch:

Addition of the following:

- disconnectable RCS.

Addition of the following new subclauses:

7.101 according to the type of switching mechanism:

- directly operated ~~mechanism~~ RCS;
- sequentially operated ~~mechanism~~ RCS;
- bistable ~~mechanism~~ RCS;
- monostable ~~mechanism~~ RCS.

~~NOTE 1~~ 101 Directly operated RCS are those which, for each impulse, show an ON or OFF state, these states occurring for each impulse on 1, 2, 3 or 4 poles, either as a switch or as a reversing switch.

~~NOTE 2—This allows the RCS to be classified according to the pattern number of 7.1.1.~~

~~NOTE 3—Pattern number 5 may be met by two RCS pattern numbers 1 or 6 and wiring in accordance with Figure 8 of IEC 60669-1:2017.~~

~~NOTE 4—Pattern number 7 may be met by pattern number 6/2 and wiring with external connections in accordance with Figure 8 of IEC 60669-1:2017.~~

7.102 according to the kind of energization of the control circuit:

- RCS energized by impulses;
- RCS permanently energized.

8 Marking

IEC 60669-1:2017, Clause 8 is applicable with the following additions:

8.1 General

Addition after the second dashed text:

~~— rated control voltage in volts, if different from the rated voltage.~~

Replacement of list item b) with the following:

- b) rated voltage(s) in volts and rated control voltage(s) in volts, if different from the rated voltage(s) or rated control current in amperes according to classification 7.5;

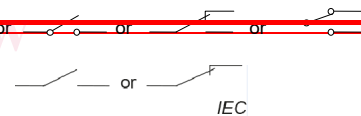
8.2 Symbols

Addition of the following symbols:

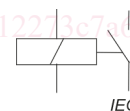
Control mechanism (IEC 60417-6457:2023-08)



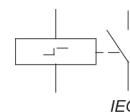
Switch




Monostable ~~mechanism~~ RCS



Bistable ~~mechanism~~ RCS



Priority RCS



8.4 Marking on terminals for phase conductors

Addition after the last paragraph (before Note 1) of the following:

If necessary, the wiring diagram on which the terminal references are clearly indicated shall be fixed to the accessory or inside the protective cover for the terminals.

The terminals for the control circuit shall be marked according to either IEC 60445 ~~and~~ or with the symbols according to 8.2, or both.

The terminals for the control circuit of a priority RCS with a current sensitive coil or voltage sensitive coil shall be marked with the appropriate symbol indicated in 8.2.

8.6 Marking of the switch position

Addition, at the ~~end~~ beginning of the subclause, of the following paragraph:

This Subclause 8.6 is only applicable to an RCS equipped with an incorporated hand-operated device, acting directly on the switching circuit.

~~8.7 This subclause of part 1 does not apply.~~

9 Checking of dimensions

IEC 60669-1:2017, Clause 9 is applicable.

10 Protection against electric shock

IEC 60669-1:2017, Clause 10 is applicable.

11 Provision for earthing

IEC 60669-1:2017, Clause 11 is applicable.

12 Terminals

IEC 60669-1:2017, Clause 12 is applicable.

13 Constructional requirements

IEC 60669-1:2017, Clause 13 is applicable with the following addition:

Addition of the following new subclause:

13.101 Transformers intended for SELV circuits

Transformers intended for SELV circuits shall be of the safety isolating type and shall comply with the relevant requirements of IEC 61558-2-6.

NOTE For the use of SELV ~~and PELV~~ see IEC 61140 and IEC 60364-4-41.

14 Mechanism

IEC 60669-1:2017, Clause 14 is applicable with the following addition:

Addition of the following new subclause:

14.101 Hand-operated device with position indicator

If an RCS is equipped with an incorporated hand-operated device, and if a position indicator is used, it shall indicate the position of the switching circuit clearly and without ambiguity.