



Designation: A626/A626M – 22

Standard Specification for Tin Mill Products, Electrolytic Tin Plate, Double Reduced¹

This standard is issued under the fixed designation A626/A626M; the number immediately following the designation indicates the year of original adoption or, in the case of revision, the year of last revision. A number in parentheses indicates the year of last reapproval. A superscript epsilon (ϵ) indicates an editorial change since the last revision or reapproval.

This standard has been approved for use by agencies of the U.S. Department of Defense.

1. Scope*

1.1 This specification covers double-reduced electrolytic tin plate produced from low-carbon cold-reduced steel furnished in coils and cut sizes for use predominately in the manufacture of cans. It is furnished in commercially available tin coating weights [masses] and is normally supplied with a trimmed edge.

1.2 This specification is applicable to orders in either inch-pound units (as A626) which is supplied in thicknesses from 0.0050 to 0.0118 in. or SI units [as A626M] which is supplied in thicknesses from 0.127 to 0.300 mm.

1.3 *Units*—The values stated in either SI units or inch-pound units are to be regarded separately as standard. The values stated in each system are not necessarily exact equivalents; therefore, to ensure conformance with the standard, each system shall be used independently of the other, and values from the two systems shall not be combined.

1.4 *This standard does not purport to address all of the safety concerns, if any, associated with its use. It is the responsibility of the user of this standard to establish appropriate safety, health, and environmental practices and determine the applicability of regulatory limitations prior to use.*

1.5 *This international standard was developed in accordance with internationally recognized principles on standardization established in the Decision on Principles for the Development of International Standards, Guides and Recommendations issued by the World Trade Organization Technical Barriers to Trade (TBT) Committee.*

2. Referenced Documents

2.1 ASTM Standards:²

¹ This specification is under the jurisdiction of ASTM Committee A01 on Steel, Stainless Steel and Related Alloys and is the direct responsibility of Subcommittee A01.20 on Tin Mill Products.

Current edition approved March 1, 2022. Published March 2022. Originally approved in 1968. Last previous edition approved in 2016 as A626/A626M – 16. DOI: 10.1520/A0626_A0626M-22.

² For referenced ASTM standards, visit the ASTM website, www.astm.org, or contact ASTM Customer Service at service@astm.org. For *Annual Book of ASTM Standards* volume information, refer to the standard's Document Summary page on the ASTM website.

[A623 Specification for Tin Mill Products, General Requirements](#)

[A623M Specification for Tin Mill Products, General Requirements \[Metric\]](#)

[A630 Test Methods for Determination of Tin Coating Weights for Electrolytic Tin Plate](#)

[A754/A754M Test Method for Coating Weight \[Mass\] of Metallic Coatings on Steel by X-Ray Fluorescence](#)

[B339 Specification for Pig Tin](#)

3. Ordering Information

3.1 Orders for product under this specification shall include the following information, as required and applicable, to describe adequately the desired product:

3.1.1 Name of product (double-reduced electrolytic tin plate) (Section 1),

3.1.2 Tin coating weight [mass] designation, and marking, if any (Section 5, Table 1, and Figs. 1 and 2),

3.1.3 Surface appearance and finish (Section 6),

3.1.4 Chemical treatment (Section 7),

3.1.5 Oiling (Section 8),

3.1.6 Thickness (Specification [A623 \[A623M\]](#)) (consistent with the intended application),

3.1.7 Coil width or cut size in increments of 1/16 in. or 1 mm,

3.1.8 Due to the very distinct directional properties, rolling direction must be specified on cut sizes by underlining the slit (rolling width) dimension (Section 4) (consistent with the intended application),

3.1.9 Steel type (Specification [A623 \[A623M\]](#)),

3.1.10 Mechanical requirement designation (Specification [A623 \[A623M\]](#)) (consistent with the intended application),

3.1.11 Intended application,

3.1.12 Quantity in base boxes SITAs (see [Note 4](#)),

3.1.13 On coils, specify minimum or range of acceptable inside diameters. The standard inside diameter is approximately 16 in. if ordered to Specification A626 [410 mm if ordered to Specification A626M]. Coils should be specified to a maximum coil weight if ordered to Specification A626 [mass if ordered to Specification A626M] or maximum outside diameter, or both,

3.1.14 Packaging,

3.1.15 Special requirements, where applicable (J = plate or K = plate), and

*A Summary of Changes section appears at the end of this standard

3.1.16 ASTM specification number and year of issue.

NOTE 1—A typical ordering description is as follows: 1000 base boxes, double-reduced electrolytic tin plate, D50/25, melted, CDC, ATBC, 0.0066 in. thickness, 30 by coil, MR, DR-8 CA, for 307 by 401 welded can bodies in accordance with Specification A626/A626M - XX. [250 SITAs, double-reduced electrolytic tin plate, D 5.6/2.8, melted, CDC, ATBC, 0.17-mm thickness, 760 by coil, MR, DR-8, for 99 by 105 mm welded can bodies to Specification A626/A626M - XX.]

NOTE 2—A typical ordering description for cut sizes is as follows: 500 base boxes, single reduced electrolytic tin plate, No. 25, ATBC, MR, T-2 BA, 7C, 0.0110 in. thickness, 30 ¾ in. by 30 ⅞ in., for 307 diameter general line rings in accordance with Specification A626/A626M -XX. [100 SITAs, single reduced electrolytic tin plate, 2.8/2.8, ATBC, MR, DR-8 CA, 7C, 0.28 mm thickness, 781 by 773 mm, for 99 by 105 mm welded can bodies to Specification A626/A626M -XX.]

NOTE 3—The production of coils does not afford the same opportunity for inspection, grading, and sorting as does the production of cut sizes. Accordingly, appropriate processing and quality control procedures are required by the purchaser to obtain optimum utilization of the material. Cut sizes are line inspected visually and mechanically during production. Sheets having surface imperfections that will not interfere with their utilization are included.

NOTE 4—In inch-pound units, double-reduced electrolytic tin plate is supplied on an area basis expressed in base boxes. In coils, the number of base boxes is computed from the measured length and the specified width. In cut sizes, the number of base boxes is computed from the specified length and width dimensions and sheet count. [In SI units, double-reduced electrolytic tin plate is supplied on an area basis expressed in SITAs. In coils, the number of SITAs is computed from the measured length and the specified width. In cut sizes, the number of SITAs is computed from the specified length and width dimensions and sheet count.] For calculating mass, the density of steel for tin mill products is 0.2836 lb/in.³ [7850 kg/m³].

4. Rolling Direction

4.1 Double-reduced plate is stronger and less ductile than single reduced plate and has very distinct directional properties. The rolling direction must be specified on cut sizes and will be indicated by underlining the slit (rolling width) dimension. To minimize the flange-cracking hazard when the product is used for can bodies, the rolling direction must be around the circumference of the can.

5. Tin Coating Weight [Mass]

5.1 Class Designation and Marking:

5.1.1 Electrolytic tin plate is commonly produced to the class designations shown in **Table 1**. Other combinations of coatings may be specified by agreement between the producer and the purchaser.

5.1.2 Differentially coated tin plate is a product having one surface more heavily tin coated than the opposite. The class designation is expressed by showing the two tin coating weights [masses] separated by a slash mark, for example, 50/25 [D 5.6/2.8]. The first number will represent the coating weight [mass] on the outside of the coil or the top surface of the cut sizes. Other line marking conventions must be brought to the attention of the supplier at the time of order entry.

5.1.3 In order to distinguish material having differential coatings, the face with the heavier coating is normally marked. By arrangement, a special marking can be supplied on the light-coated face (see **Fig. 1** and **Fig. 2**). The letter D is shown along with the coating number to indicate the side of the plate to be marked.

TABLE 1 Electrolytic Tin Plate Coating Weight [Mass]

NOTE 1—Listed as follows are commonly produced coating weights [masses]. By agreement between the producer and the purchaser, other combinations of the coatings may be specified and the appropriate minimum average test values will apply.

Designation No.	Nominal Tin Coating Weight [Mass] each Surface, lb/base box [g/m ²]	Minimum Average Coating Weight [Mass] each Surface Test Value, lb/base box ^A [g/m ²]
5 [0.6/0.6] ^B	0.025/0.025 [0.6/0.6]	0.02/0.02 [0.5/0.5]
10 [1.1/1.1]	0.05/0.05 [1.1/1.1]	0.04/0.04 [0.9/0.9]
15 [1.7/1.7]	0.075/0.075 [1.7/1.7]	0.06/0.06 [1.4/1.4]
20 [2.2/2.2]	0.10/0.10 [2.2/2.2]	0.08/0.08 [1.8/1.8]
25 [2.8/2.8]	0.125/0.125 [2.8/2.8]	0.11/0.11 [2.5/2.5]
35 [3.9/3.9]	0.175/0.175 [3.9/3.9]	0.16/0.16 [3.6/3.6]
50 [5.6/5.6]	0.25/0.25 [5.6/5.6]	0.23/0.23 [5.2/5.2]
75 [8.4/8.4]	0.375/0.375 [8.4/8.4]	0.35/0.35 [7.8/7.8]
100 [11.2/11.2]	0.50/0.50 [11.2/11.2]	0.45/0.45 [10.1/10.1]
D 50/25 [D 5.6/2.8] ^C	0.25/0.125 [5.6/2.8]	0.23/0.11 [5.2/2.5]
D 75/25 [D 8.4/2.8]	0.375/0.125 [8.4/2.8]	0.35/0.11 [7.8/2.5]
D100/25 [D 11.2/2.8]	0.50/0.125 [11.2/2.8]	0.45/0.11 [10.1/2.5]
D100/50 [D 11.2/5.6]	0.50/0.25 [11.2/5.6]	0.45/0.23 [10.1/5.2]
D135/25 [D 15.2/2.8]	0.675/0.125 [15.2/2.8]	0.62/0.11 [14.0/2.5]

^A The minimum spot value shall be not less than 80 % of the minimum average coating weight [mass] (see 5.3 and 5.4).

^B Some No. 5 melted applications may require revised minimum and maximum levels for fully alloyed end uses.

^C The letter D on differentially coated tin plate indicates the coated surface to be marked. For example, the examples indicate that the heavy-coated side is marked (see 5.1.2 and 5.1.3).

5.2 Sampling for Tin Coating Weights [Masses]:

5.2.1 When the purchaser wishes to make tests to ascertain compliance with the requirements of this specification for tin coating weight [mass] on a lot of any specific item of electrolytic tin plate, the following procedure shall be used:

5.2.1.1 *Coils*—One test strip shall be taken at random from a representative section of each coil across its width. A minimum of three test strips, each taken from different coils from any one item of a specific lot shall be selected.

5.2.1.2 From one or two coil lots, each coil should be sampled. A minimum of three randomly selected test strips shall represent the lot.

5.2.1.3 *Cut Sizes*—One sheet shall be taken at random from each 50 packages or part thereof, with a minimum of three different sample plates, each taken from different bundles from any one item of a specific shipment.

5.2.2 Each test sheet shall be spot tested at a minimum of three locations across the rolling direction of the sheet. Spot tests are customarily disks or squares 4 in.² [26 cm²] in area; other sizes may be used. In order to secure representative samples, the following procedure shall be used:

5.2.2.1 All test spots are taken on a center line at right angles to the rolling direction.

5.2.2.2 No test spots shall be closer than 1 in. [25 mm] from the mill-trimmed edge of the test sheets.

5.2.2.3 No test spots shall be closer than 2 in. [50 mm] from one another.

5.2.2.4 If the minimum of three test spots are taken, they shall be edge, center, and edge tests.

5.2.2.5 The average of all spot tests on all test strips or sheets represents the average coating weight [mass] test value.




FIG. 1 Standard Heavy-Side Marking System for Differential Electrolytic Tin Plate

5.3 Coating weight [mass] test values shall conform to the values shown in **Table 1**.

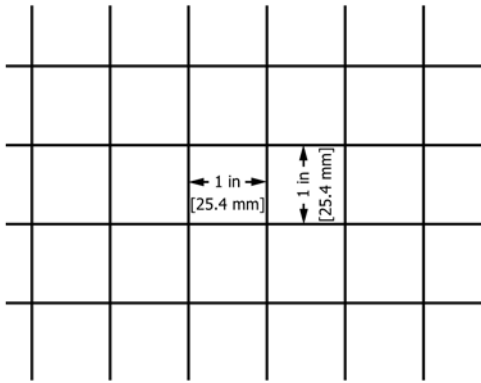
5.4 *Determination of Tin Coating Weights [Masses]*—Typical methods for determination of tin coating weights [masses] are described in Test Methods **A630**. An acceptable method for determining tin coating weight [mass] is the X-ray fluorescence method, performed in accordance with Test Method **A754/A754M**. In case of dispute, Method B, Referee Method, shall be used.

5.5 Pig tin used in the production of tin plate shall be Grade A for the production of tin plate or ultra pure tin as shown in the latest edition of Specification **B339**.

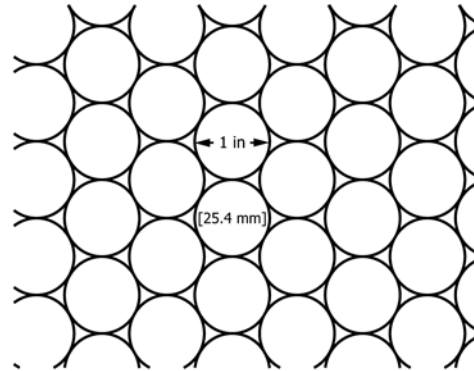
6. Surface Appearance and Finish

6.1 *Surface Appearance*—Double-reduced electrolytic tin plate is customarily produced with a melted coating (bright). Unmelted coating (matte) is also available.

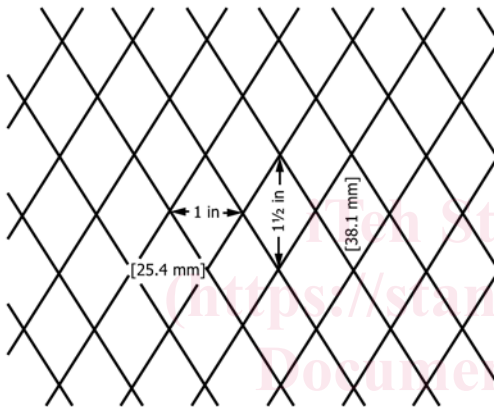
Differentially Coated No. 50 [5.6 g/m²],
Square Marked on the Opposite (Light) Side



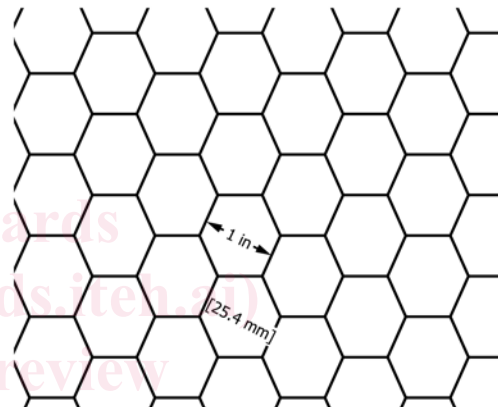
Differentially Coated No. 75 [8.4 g/m²],
Circle Marked on the Opposite (Light) Side



Differentially Coated No. 100 [11.2 g/m²], Diamond
Marked on the Opposite (Light) Side



Differentially Coated No. 135 [15.15 g/m²], Hexagon
Marked on the Opposite (Light) Side



ASTM A626/A626M-22

<https://standards.iteh.ai/catalog/standards/sis/227187-2541434044956e3b025f9d9/astm-a626-a626m-22>
For Differential Coatings Other Than Those Established,
the Lighter Coated Surface is Marked With Sine Waves

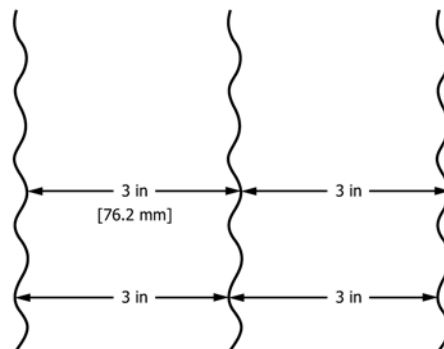


FIG. 2 Standard Light-Side Marking System for Differential Electrolytic Tin Plate

6.2 *Base Metal Finish*—Double-reduced electrolytic tin plate is produced with ground roll finishes.

6.2.1 7C—A smooth finish with grit lines. The surface roughness will range between 6 and 25 $\mu\text{in. Ra}$ [0.152 to 0.635 $\mu\text{m Ra}$].

7. Chemical Treatment

7.1 Electrolytic tin plate as produced without a surface chemical treatment is subject to tin oxide growth that is manifested by surface discoloration during storage and subsequent baking operations. The tin oxide may adversely affect