

---

**INTERNATIONAL STANDARD**



**5285**

---

INTERNATIONAL ORGANIZATION FOR STANDARDIZATION • МЕЖДУНАРОДНАЯ ОРГАНИЗАЦИЯ ПО СТАНДАРТИЗАЦИИ • ORGANISATION INTERNATIONALE DE NORMALISATION

---

## **Conveyor belts — Guide to storage and handling**

*Courroies transporteuses — Guide pour le stockage et la manutention*

First edition — 1978-11-15

**iTeh STANDARD PREVIEW**  
**(standards.iteh.ai)**

[ISO 5285:1978](#)

<https://standards.iteh.ai/catalog/standards/sist/180f25f3-6c29-4629-a153-dd08df4cb99b/iso-5285-1978>

---

UDC 621.867.2 : 678.019.396

Ref. No. ISO 5285-1978 (E)

**Descriptors** : belts, conveyor belts, marks for handling, packages, storage, hoisting, transportation.

Price based on 2 pages

## FOREWORD

ISO (the International Organization for Standardization) is a worldwide federation of national standards institutes (ISO member bodies). The work of developing International Standards is carried out through ISO technical committees. Every member body interested in a subject for which a technical committee has been set up has the right to be represented on that committee. International organizations, governmental and non-governmental, in liaison with ISO, also take part in the work.

Draft International Standards adopted by the technical committees are circulated to the member bodies for approval before their acceptance as International Standards by the ISO Council.

International Standard ISO 5285 was developed by Technical Committee ISO/TC 41, *Pulleys and belts (including vee-belts)*, and was circulated to the member bodies in September 1977.

It has been approved by the member bodies of the following countries:

Australia	France	South Africa, Rep. of
Austria	Germany, F.R.	Spain
Bulgaria	India	Sweden
Canada	Italy	Turkey
Chile	Korea, Rep. of	United Kingdom
Czechoslovakia	Mexico	U.S.A.
Denmark	Poland	U.S.S.R.
Finland	Romania	

No member body expressed disapproval of the document.

# Conveyor belts – Guide to storage and handling

## 1 SCOPE AND FIELD OF APPLICATION

This International Standard provides a guide to the most suitable conditions for the storage and the handling of conveyor belts.

## 2 REFERENCE

ISO 2230, *Vulcanized rubber – Guide to storage*.

## 3 PACKING

Belting is generally despatched in roll form and either simply bound around the outside lap or protected by paper, waterproof plastic material or rubberized fabric, or contained in timber crates or drums.

## 4 STORAGE

### 4.1 General conditions of storage

The general conditions of storage are specified in ISO 2230.

### 4.2 Form of storage

Belting should be stored coiled with the central axis horizontal and raised off the floor on wood or pallets. Any covering material such as waterproofed plastic film or rubberized fabric which may have collected moisture should be removed to avoid mildew formation; otherwise the belting may be stored in the original package.

Belting may be stacked several rolls high provided that the resultant pressure does not collapse or distort the centres.

## 5 LIFTING

To lift a roll of belting, the preferred method is to insert a

steel bar through the (circular or square) bore of the roll centre and to attach rope or chain slings hanging down from the spreader bar of a lifting apparatus to the laterally protruding ends of the steel bar (see figure 1). The spreader bar shall be longer than the roll width to avoid any damaging of the belt edges by the ropes or chains.

If a textile or plastic sling of sufficient strength and length is available as lifting means, this may be fed or drawn through the mandrel bore and used without a spreader bar (see figure 2).

No attempt should be made to hook into the outer lap of the roll, as the belt when so strained is not capable of carrying the entire roll and the end of the belt length would be damaged. Steel ropes or chains should not be used as lifting means unless a spreader bar or, alternatively, a suitable beam of sufficient length is available, so that no contact between the ropes or chains and the belt edges is possible. On no account should a sling be tied around the circumference of a roll of belting for lifting. Unequal load distribution might cause the roll to fall out sideways (see figure 3), risking injury to personnel.

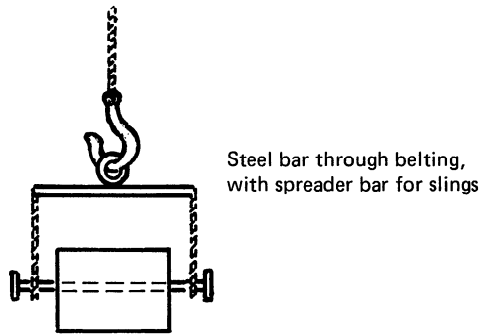
## 6 TRANSPORT ON SHORT DISTANCES

### 6.1 Fork lift trucks

A conventional truck of adequate load capacity may be used provided that care is taken not to damage the outer laps of belting with the forks (see figure 4).

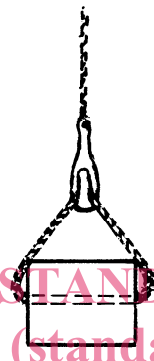
### 6.2 Without handling facilities

Where no mechanical handling facilities are available, belting may be rolled along the floor provided that its surface is not liable to damage the belting and that the direction of movement tightens the coils. Loosening of coils or telescoping will cause trouble in handling.



Steel bar through belting,  
with spreader bar for slings

FIGURE 1 – Recommended method of lifting



With an adequate textile or plastic  
sling through belting

iTeh STANDARD PREVIEW  
(standards.iteh.ai)

FIGURE 2 – Permissible method of lifting

ISO 5285:1978

<https://standards.iteh.ai/catalog/standards/sist/180f25f3-6c29-4629-a153-d48df4cb99b/iso-5285-1978>


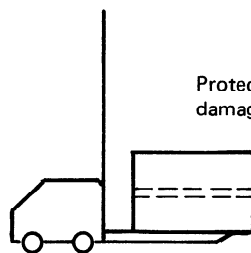


FIGURE 3 – Dangerous and unacceptable method of lifting



Protect outer laps of belting from  
damage by forks of lift truck

FIGURE 4 – Method of lifting to be used with caution