



Designation: E1549/E1549M – 13 (Reapproved 2022)

Standard Specification for ESD Controlled Garments Required in Cleanrooms and Controlled Environments for Spacecraft for Non-Hazardous and Hazardous Operations¹

This standard is issued under the fixed designation E1549/E1549M; the number immediately following the designation indicates the year of original adoption or, in the case of revision, the year of last revision. A number in parentheses indicates the year of last reapproval. A superscript epsilon (ϵ) indicates an editorial change since the last revision or reapproval.

1. Scope

1.1 This document specifies special items of clothing (cleanroom garments) designed to protect aerospace products from electrostatic discharge and from contaminants released by personnel and garments. Special clothing includes low linting coveralls, footwear, and head covers.

1.2 The function of cleanroom garments is to contain the contaminants generated by people and to minimize contaminants from the garments.

1.3 Two types of fabrics can be selected for the garments. Both types are inherently static-dissipative materials to prevent electrical discharges that can damage sensitive hardware or initiate explosions in the presence of flammable vapors. The material specified for “hazardous environments” is flame resistant and provides additional protection to the wearer. Selection of garment design and fabric should be based on the user’s needs with respect to functional and environmental requirements.

1.4 Additional background information can be found in SD-TR-91-26 and IEST-RP-CC003.3.

1.5 *This standard is intended to be in compliance with the ASTM policy on Fire Standards.² Flammability tests specified in this standard should be used to measure and describe the properties of fabrics in response to heat and flame under controlled laboratory conditions and should not be used to describe or appraise the fabrics under actual fire conditions. However, results of the tests may be used as elements of a fire risk assessment which takes into account all of the factors which are pertinent to an assessment of the fire hazard of operations in controlled environment areas.*

¹ This specification is under the jurisdiction of ASTM Committee E21 on Space Simulation and Applications of Space Technology and is the direct responsibility of Subcommittee E21.05 on Contamination.

Current edition approved Nov. 1, 2022. Published November 2022. Originally approved in 1993. Last previous edition approved in 2016 as E1549/E1549M – 13(2016). DOI: 10.1520/E1549_E1549M-13R22.

² ASTM Fire Standards and Related Technical Material; 7th Edition, June 2007, ISBN13: 978-0-8031-5684-5, available on request from ASTM Headquarters, 100 Barr Harbor Dr., PO Box C700, West Conshohocken, PA 19428-2959.

1.6 The values stated in either SI units or inch-pound units are to be regarded separately as standard. The values stated in each system may not be exact equivalents; therefore, each system shall be used independently of the other. Combining values from the two systems may result in non-conformance with the standard.

1.7 *This standard does not purport to address all of the safety concerns, if any, associated with its use. It is the responsibility of the user of this standard to establish appropriate safety, health, and environmental practices and determine the applicability of regulatory limitations prior to use.*

1.8 *This international standard was developed in accordance with internationally recognized principles on standardization established in the Decision on Principles for the Development of International Standards, Guides and Recommendations issued by the World Trade Organization Technical Barriers to Trade (TBT) Committee.*

2. Referenced Documents

2.1 *ASTM Standards:*³

- D123 Terminology Relating to Textiles
- D204 Test Methods for Sewing Threads
- D1683 Test Method for Failure in Sewn Seams of Woven Fabrics
- D1894 Test Method for Static and Kinetic Coefficients of Friction of Plastic Film and Sheeting
- D2257 Test Method for Extractable Matter in Textiles
- D5034 Test Method for Breaking Strength and Elongation of Textile Fabrics (Grab Test)
- D6193 Practice for Stitches and Seams
- D737 Test Method for Air Permeability of Textile Fabrics
- E96/E96M Test Methods for Gravimetric Determination of Water Vapor Transmission Rate of Materials
- E176 Terminology of Fire Standards
- E535 Practice for Preparation of Fire-Test-Response Standards

³ For referenced ASTM standards, visit the ASTM website, www.astm.org, or contact ASTM Customer Service at service@astm.org. For *Annual Book of ASTM Standards* volume information, refer to the standard’s Document Summary page on the ASTM website.

- E1560** Test Method for Gravimetric Determination of Non-volatile Residue From Cleanroom Wipers
- F51** Test Method for Sizing and Counting Particulate Contaminant In and On Clean Room Garments
- F739** Test Method for Permeation of Liquids and Gases Through Protective Clothing Materials Under Conditions of Continuous Contact
- F1506** Performance Specification for Flame Resistant and Electric Arc Rated Protective Clothing Worn by Workers Exposed to Flames and Electric Arcs
- 2.2 *U.S. Federal Standards:*⁴
- CFR Title 16 Part 1610** Standard for the Flammability of Clothing Textiles
- A-A 50195** Thread, Aramid
- FED-STD-209E** Airborne Particulate Cleanliness Classes in Cleanrooms and Clean Zones
- 2.3 *U.S. Department of Defense:*
- MIL-C-43122G** Cloth, Sateen, Cotton, Flame Retardant Treated⁵
- MIL-DTL-43685C** Webbing and Tape, Textile, Aramid Fiber⁵
- MIL-STD-3010B** Test Procedures for Packaging Materials⁵
- SD-TR-89-63** Standard Methods for Measurement of Non-volatile Residue on Surfaces, E. N. Borson, E. J. Watts, G. A. To; U.S. Air Force, Space Systems Division, 10 Aug. 1989⁶
- SD-TR-91-26** Garment Selection for Cleanrooms and Controlled Environments for Spacecraft, E. J. Watts, U.S. Air Force, Space Systems Division, 1 April 1991⁶
- 2.4 *NASA:*
- KSC-SPEC-P-0016** Specification for Minimum Requirements for Garment Snap Fastener⁷
- KSC-MMA-1985-79**, Revision 6, Standard Test Method for Evaluating Triboelectric Charge Generation and Decay⁷
- NASA-STD-6001** Flammability, Offgassing, and Compatibility Requirements and Test Procedures, Upward Flame Propagation Test (Test 1)⁸
- 2.5 *Others:*
- ANSI/ESD S20.20** Standard For the Development of an Electrostatic Discharge Control Program for Protection of Electrical and Electronic Parts, Assemblies and Equipment (Excluding Electrically Initiated Explosive Devices)⁹
- ESD ADV1.0-2009** ESD Association Advisory for Electrostatic Discharge Terminology, Glossary⁹
- IEST-RP-CC-003.3** Garments Required In Cleanrooms And Controlled Environment Areas¹⁰

- IEST-RP-CC022.2** Electrostatic Charge in Cleanrooms and Other Controlled Environments¹⁰
- NFPA 70E** Electrical Safety in the Workplace¹¹
- 2.6 *International Standards:*¹²
- ISO 14644-1** Cleanrooms and Associated Controlled Environments, Classification of Air Cleanliness
- ISO 14644-2** Cleanrooms and Associated Controlled Environments-Specifications for testing and monitoring to prove continued compliance with ISO 14644-1

3. Terminology

3.1 Terminology related to textiles is based on Terminology **D123**. Terminology related to fire safety is based on Terminology **E176**.

3.2 General Definitions:

3.2.1 *cleanroom, n*—an area in which the airborne particle concentrations, temperature, humidity, molecular species, pressure, activities, and other environmental parameters are controlled, as required, to produce acceptable products.

3.2.1.1 *Discussion*—The use of HEPA, or better, filters are usually required for the incoming air, and the maximum allowable airborne particle concentrations are specified in accordance with the ISO 14644 standards.

3.2.2 *electrostatic discharge, ESD, n*—a high voltage electrical discharge that occurs when electrical charges accumulate on or in materials as a result of friction between materials.

3.2.3 *fiber, n*—a particle with a length to diameter ratio of ten or more. (See *textile fibers*.)

3.2.4 *gloss, n*—a shiny or lustrous appearance resulting from the tendency of a surface to reflect light at one angle more than at others.

3.2.5 *HEPA (high efficiency particulate air) filter, n*—a filter for air with a removal efficiency in excess of 99.97 % for 0.3- μ m particles.

3.2.6 *NVR (nonvolatile residue), n*—quantity of residual soluble, suspended, and particulate matter remaining after the controlled evaporation of a volatile liquid at a specified temperature.

3.2.6.1 *Discussion*—The liquid is usually filtered through a membrane filter, of a specified size, before evaporation. The process used to determine the NVR may affect the quantitative measurement. Process factors include filter size, solvent, and the evaporation temperature and atmosphere. For this reason, the process must be defined. The NVR of fabrics is determined by extracting a specified quantity of fabric using a specified solvent. The solvent is then evaporated to determine the NVR extracted from the fabric. See *extractable matter*, 3.3.7, which is frequently used to describe NVR in fabrics.

3.2.7 *particle, n*—a solid or liquid object generally between 0.001 and 1000 μ m (1 mm) in size.

¹¹ Available from National Fire Protection Association (NFPA), 1 Batterymarch Park, Quincy, MA 02169-7471, <http://www.nfpa.org>.

¹² Available from American National Standards Institute (ANSI), 25 W. 43rd. St., 4th Floor, New York, NY 10036. These standards supersede FED-STD-209E. The latter may still be used if mutually agreed to by customer and supplier.

⁴ Available from U.S. Government Printing Office, Washington, DC.

⁵ Available from U.S. Natick Research Development and Engineering Center, Natick, MA 07160-5014.

⁶ Reprints available from The Aerospace Corporation Library, P.O. Box 92957, El Segundo, CA 90009.

⁷ NASA Technical Standards Program Office, ED10, MSFC, AL, 35812; Online, available: <https://standards.nasa.gov/documents/ksc>

⁸ NASA Technical Standards Program Office, ED10, MSFC, AL 35812; Online, available: <https://standards.nasa.gov/documents/nasa>.

⁹ Available from Electrostatic Discharge Association 7900 Turin Road, Bldg. 3, Rome, NY 13440.

¹⁰ Available from the Institute of Environmental Sciences, 940 E. Northwest Highway, Mount Prospect, IL 60056.

3.2.8 *U.S. Customary Units System, USCS, n*—The system of units in common use in the United States. This is frequently called the “inch-pound system.”

3.3 *Fabric Definitions:*

3.3.1 *count, n*—in woven textiles, the number of warp yarns (ends) and filling yarns (picks) per unit distance as counted while the fabric is held under zero tension and is free of folds and wrinkles.

3.3.2 *Dacron®, n*—DuPont registered trademark for its polyester fiber.

3.3.3 *Delrin®, n*—DuPont trade name for a crystalline form of polymerized formaldehyde.

3.3.4 *denier, n*—a direct numbering system for expressing linear density, equal to the mass in grams per 9000 m of yarn, filament, fiber, or other textile strand.

3.3.5 *drycleaning, n*—cleaning fabrics in a substantially nonaqueous liquid medium.

3.3.5.1 *Discussion*—Perchloroethylene is typically used.

3.3.6 *end, n*—an individual warp yarn (single or ply) or cord.

3.3.7 *extractable matter, n*—nonfibrous material in or on a textile, not including water, which is removable by a specified solvent or solvents, as directed in a specified procedure. See *NVR*, 3.2.6.

3.3.8 *textile fiber, n*—

(1) *general*—a generic term for the various types of matter that form the basic elements of textile fabrics and other textile structures.

(2) *specific*—a unit of matter that is characterized by having a length at least 100 times its diameter or width and which can be spun into a yarn or made into a fabric by interlacing in a variety of methods, including knitting, braiding, felting, and twisting.

3.3.9 *filament, n*—a variety of fiber having extreme length, not readily measured.

3.3.9.1 *Discussion*—Synthetic fibers formed from man-made and natural polymers are in this class.

3.3.10 *filling, n*—yarn running from selvage to selvage at right angles to the warp in a woven fabric.

3.3.11 *float, n*—the portion of a warp or filling yarn that extends unbound over two or more filling or warp yarns.

3.3.12 *foreign object debris (FOD), n*—a substance, debris or article which is alien to a vehicle or system which would potentially cause damage.

3.3.13 *laundering, n*—a process used to refurbish a textile product by (1) cleaning it in water containing a detergent or surfactant and (2) drying it.

3.3.13.1 *Discussion*—Laundering for cleanroom garments requires the use of water, cleaning agents, environmental control, and packaging so that the garments are compatible with the final product cleanliness requirements.

3.3.14 *lint, n*—fiber fragments abraded from textile materials; also loose short fibers or fluff.

3.3.15 *Nomex®, n*—a synthetic aramid fiber manufactured by DuPont that meets the requirements of NASA Technical Standard, NASA-STD-6001, Test 1 for flame retardancy.

3.3.16 *nylon, n*—a manufactured fiber in which the fiber-forming substance is a long chain synthetic polyamide in which less than 85 % of the amide linkages are attached directly to two aromatic rings.

3.3.17 *polyester, n*—a manufactured fiber in which the fiber-forming substance is any long chain synthetic polymer composed of at least 85 % by weight of an ester of a substituted aromatic carboxylic acid, including but not restricted to substituted terephthalate units, and para-substituted hydroxybenzoate units.

3.3.18 *porosity, n*—the ratio of the volume of air or void contained within the boundaries of a material to the total volume (solid matter plus air or void) expressed as a percentage.

3.3.19 *selvage, n*—the woven edge portion of a fabric parallel to the warp.

3.3.20 *sewn seam, n*—a juncture of which two or more planar structures such as textile fabrics, are joined by sewing, usually near the edge.

3.3.21 *static dissipative fabric, n*—an inherently static control fabric with surface resistivity between 10^5 ohms per square and not more than 10^9 ohms per square.

3.3.21.1 *Discussion*—The ESD Association defines the upper limit for static dissipative materials as not more than 10^{12} ohms per square¹³ and the acceptable upper limit for static control garments as not more than 10^{11} ohms per square.¹⁴

3.3.22 *stitch, n*—in *sewn seams*, the repeated unit formed by the sewing thread(s) in the production of seams.

3.3.23 *Teflon®, n*—DuPont trade name for polytetrafluoroethylene (PTFE) polymer fiber. It is chemically resistant and does not absorb moisture.

3.3.24 *twill weave, n*—a weave characterized by diagonal lines produced by a series of floats staggered in the warp direction. Floats are normally formed by the filling (a filling-faced twill).

3.3.25 *warp, n*—(1) the yarn running lengthwise in a woven fabric. (2) a group of yarns in long lengths and approximately parallel, put on beams or warp reels for further textile processing including weaving, knitting, twisting, dyeing, and so forth.

3.3.26 *woven fabric, n*—a structure produced when at least two sets of strands are interlaced, usually at right angles to each other, according to a predetermined pattern of interlacing, and such that at least one set is parallel to the axis along the lengthwise direction of the fabric.

3.3.27 *yarn, n*—a generic term for a continuous strand of textile fibers, filaments, or material in a form suitable for knitting, weaving, or otherwise intertwining to form a textile fabric.

¹³ ESD ADV1.0-2009 ESD Association Advisory for Electrostatic Discharge Terminology, Glossary.

¹⁴ ANSI/ESD S20.20 Standard For the Development of an Electrostatic Discharge Control Program for Protection of Electrical and Electronic Parts, Assemblies and Equipment (Excluding Electrically Initiated Explosive Devices).

3.3.28 *yarn number, n*—a measure of the fineness or size of a yarn expressed either as mass per unit length (direct system) or as length per unit mass (indirect system).

3.3.28.1 *Discussion*—The kg/m (denier) system is a direct one, and denotes the linear density of the yarn.

3.4 *Fire Safety Definitions:*

3.4.1 *flame, n*—a hot, usually luminous, zone of gas that is undergoing combustion.

3.4.1.1 *Discussion*—The luminosity of a flame is frequently caused by the presence of glowing particulate matter suspended in the hot gases.

3.4.2 *flame resistance, n*—the ability to withstand flame impingement or give protection from it.

3.4.2.1 *Discussion*—Clothing textiles are tested and classified in accordance with the U. S. Code of Federal Regulations Title 16: Commercial Practices - Part 1610 to comply with the Flammable Fabrics Act.

3.4.3 *hazardous, adj*—of or involving danger of injury or loss of life resulting from exposure to a potentially dangerous environment.

3.4.3.1 *Discussion*—The primary hazard of concern in this specification is the protection of personnel from flame.

4. Garment Requirements

4.1 *General:*

4.1.1 Apparel worn in environmentally controlled facilities shall be functional and job oriented.

4.1.2 Uniforms shall form barriers between the human contaminator and their work.

4.1.3 *Health:*

4.1.3.1 Garments shall not irritate, react with, or be abrasive to the skin, and must not emit objectionable odor when wet or dry.

4.1.3.2 Pore size of the fabric and the permeability of air and moisture affect comfort.

NOTE 1—There is no standard test method for measuring the moisture vapor transmission rate of woven and non-woven cleanroom fabrics. The most commonly referred to document is Test Methods E96/E96M which gives test procedures applicable to sheet materials used in the construction industry as vapor barriers. The Water Vapor Permeability Cup test and the Method B (upright) test have been selected from Test Methods E96/E96M as acceptable by fabric manufacturers.

4.1.4 All apparel shall be designed with a minimum of seams, raw edges, or dust collection features.

4.1.5 *Entrapment Areas*—Pockets (except for the zippered, optional badge pocket in 4.2.10), belts, pleats, fold-over collars, and folded or trough cuffs are prohibited. Pen-tabs are not recommended.

4.1.6 *Seams and Edges:*

4.1.6.1 *Sewing Thread*—Sewing thread shall be either multifilament, polyester, or multifilament Nomex aramid as specified in 5.3.1 and 6.3.1 to be compatible with the respective types of fabrics. Refer to A-A 50195.

4.1.6.2 *Seams*—All seams shall be finished completely. Major garment seams shall be double-needle flat felled following Practice D6193, Seam Type LSC-2 and Stitch Type 401, 6.5-mm [$\frac{1}{4}$ -in.] gage. Seams shall pass the standard test methods for failure given in Test Method D1683.

4.1.6.3 *Edges:*

(1) Raw edges at neck, wrist, and ankle hems shall either be serged (overcast) with Stitch Type 504, or bound with fabric before joining to any other part or being hemmed.

(2) The use of edge lock or other sealants on fabric edges to prevent fraying during manufacturing is not recommended. If such a material is used, it shall be completely removed prior to completion of the garment.

4.1.7 *Closures:*

4.1.7.1 *Zipper Closures*—Zipper tapes shall be woven from continuous filament polyester yarns. Zipper teeth shall be fabricated of a synthetic polymer such as Teflon filled Delrin (or equivalent).

4.1.7.2 *Snaps, Grippers, and Buttons:*

(1) Snaps, grippers, and buttons shall not be used to close garments because they do not provide a seal and allow particles to escape from inside the garment.

(2) In addition, snaps, grippers, and buttons are not recommended for other uses on cleanroom protective clothing because of the possibility of the fasteners falling off and potentially becoming entrapped within hardware as foreign object debris.

(3) Stainless steel snaps may be selected only for closures which are covered by another part of the garment. Users may take exception to this if they deem the risk to be acceptable.

(4) When snaps are used they shall be protected from contact with the skin and shall be in accordance with KSC-SPEC-P-0016 or equivalent.

4.1.7.3 *Hook and Loop Fasteners*¹⁵—Hook and loop fasteners are not recommended because of the possibility of contaminating critical parts from the shedding of particles when the mating sections are opened and closed and leakage of particles from personnel through the closure.

4.1.8 *Initial Cleaning*—All garments shall be water-washed a minimum of two times before initial use to remove manufacturing residues.

4.2 *Coverall:*

4.2.1 The recommended cleanroom overall ensemble design is shown in Fig. 1.

4.2.2 *Collar*—The collar shall be military style (mandarin) as shown in Fig. 2.

4.2.3 *Sleeves*—The sleeves shall be inset to maximize matching of the carbon filaments for antistatic purposes. Raglan sleeve design is permissible, provided that careful attention is given to matching the carbon filaments between sleeve and body.

4.2.4 *Cuffs:*

4.2.4.1 The recommended construction is knit, polyester cuffs. However, snaps may be used consistent with the recommendations in 4.1.7.2.

4.2.4.2 *Material*—Multifilament 100 % polyester knit cuffs shall be sewn at the wrist to provide a positive closure.

4.2.4.3 *Construction*—The fabric shall be doubled over before stitching to the garment so there is no sewn seam at the terminus of the sleeve.

¹⁵ Such as Velcro.

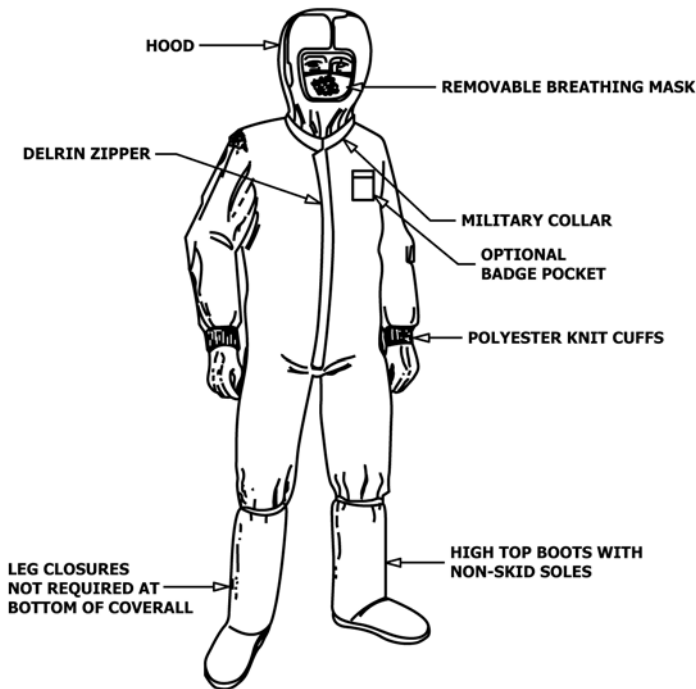
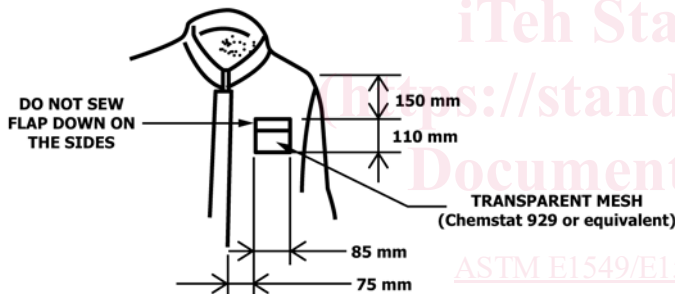


FIG. 1 Clean Room Garment Ensemble



NOTE 1—These dimensions are typical. Actual dimensions shall be selected to fit the badges to be used.

FIG. 2 Optional Badge Pocket Detail

4.2.4.4 *Dimensions*—Finished cuffs shall be a minimum of 75 mm [3 in.] long. The diameter shall be sized so as to provide a snug fit around the wrist (See Table 1, Table 2, and Table 3.).

4.2.5 *Legs*—Leg closures are not recommended because the leg bottoms are enclosed within the high top boot. However, closures may be used provided the requirements of 4.1.7.2 and 4.1.7.3 are followed.

4.2.6 *Zipper Closures*—A full length self-locking zipper shall be used to close the main body of the coverall, and a protective placket of fabric shall be sewn to the garment along the length of the zipper. Zipper closures shall meet the requirements of 4.1.7.1.

4.2.7 *Cutting the Fabric*—The directional line of cutting the fabric for the coverall shall be in the warp direction.

4.2.8 *Sizes*—The choice of sizes shall be made from measurements listed in Table 1, Table 2 and Table 3 of this specification. The sizes are shown in both SI (metric) and USCS units.

4.2.9 *Labels*:

4.2.9.1 Each garment shall have a label sewn inside the garment at the neck, denoting size, date of manufacture, manufacturer’s name, and fiber type. In addition to this information, printed bar codes or matrix identification symbols may be used so that automated systems can be used to control garments.

4.2.9.2 The material shall not fray or deteriorate over the lifetime of the garment.

4.2.9.3 The printing shall be durable and compatible with wet- and dry-cleaning processes.

4.2.9.4 Logos and other labels may be applied using a gas sublimation transfer technique that dyes the yarn without producing particulate matter.

4.2.10 *Personnel Identification Pocket (Optional)*:

4.2.10.1 Badge pocket detail is shown in Fig. 2.

TABLE 1 Size Specifications for Cleanroom Coveralls, Short Lengths Measurements in SI [USCS] mm [in.]

	XS	S	M	L	XL	XXL	XXXL	XXXXL	XXXXXL
SI SIZE mm	760–810	860–910	960–1020	1070–1120	1170–1220	1270–1320	1370–1420	1470–1520	1570–1630
USCS SIZE [in.]	[30–32]	[34–36]	[38–40]	[42–44]	[46–48]	[50–52]	[54–56]	[58–60]	[62–64]
Chest	1020 [40]	1070 [42]	1170 [46]	1270 [50]	1370 [54]	1470 [58]	1570 [62]	1680 [66]	1780 [70]
Waist	970 [38]	1020 [40]	1120 [44]	1220 [48]	1320 [52]	1420 [56]	1520 [60]	1630 [64]	1730 [68]
Hip	1040 [41]	1120 [44]	1220 [48]	1320 [52]	1420 [56]	1520 [60]	1630 [64]	1730 [68]	1830 [72]
Trunk	1550 [61]	1630 [64]	1680 [66]	1750 [69]	1800 [71]	1850 [73]	1910 [75]	1960 [77]	2010 [79]
Back yoke	440 [17¼]	470 [18½]	510 [20]	560 [22]	610 [24]	660 [26]	710 [28]	760 [30]	810 [32]
Leg inseam	700 [27½]	710 [28]	710 [28]	775 [30½]	775 [30½]	775 [30½]	775 [30½]	775 [30½]	775 [30½]
Sleeve inseam	430 [17]	430 [17]	480 [19]	480 [19]	480 [19]	480 [19]	480 [19]	480 [19]	480 [19]
Sleeve outseam	710 [28]	740 [29]	810 [32]	850 [33½]	880 [34½]	900 [35½]	930 [36½]	950 [37½]	980 [38½]
Wrist	280 [11]	290 [11½]	290 [11½]	290 [11½]	290 [11½]	300 [12]	300 [12]	300 [12]	300 [12]
Overall length	1520 [60]	1550 [61]	1570 [62]	1600 [63]	1630 [64]	1650 [65]	1680 [66]	1700 [67]	1730 [68]

POINTS OF MEASURE:

Chest: With coverall buttoned, distance around chest, 25 mm [1 in.] below underarm armhole seam.

Waist: With coverall buttoned, distance around center of waistband.

Hip: Distance around hips, measured at bottom of front fly.

Trunk: With front of waistband even with back waistband double the distance between the back collar seam and bottom of the crotch.

Yoke: Measured across shoulders between points where shoulder seams join the arm seams.

Inseam: (Leg): Distance from crotch seam to bottom of ankle.

Inseam: (Sleeve): Distance from armpit to wrist.

Tolerances: ±25 mm [1 in.] for all measurements except the wrist.

±12 mm [½ in.] for wrist measurements.



TABLE 2 Size Specifications for Cleanroom Coveralls, Long Lengths Measurements in SI [USCS] mm [in.]

	XS	S	M	L	XL	XXL	XXXL	XXXXL	XXXXXL
SI SIZE mm	760–810	860–910	960–1020	1070–1120	1170–1220	1270–1320	1370–1420	1470–1520	1570–1630
USCS SIZE [in.]	[30–32]	[34–36]	[38–40]	[42–44]	[46–48]	[50–52]	[54–56]	[58–60]	[62–64]
Chest	1020 [40]	1070 [42]	1170 [46]	1270 [50]	1370 [54]	1470 [58]	1570 [62]	1680 [66]	1780 [70]
Waist	970 [38]	1020 [40]	1120 [44]	1220 [48]	1320 [52]	1420 [56]	1520 [60]	1630 [64]	1730 [68]
Hip	1040 [41]	1120 [44]	1220 [48]	1320 [52]	1420 [56]	1520 [60]	1630 [64]	1730 [68]	1830 [72]
Trunk	1750 [69]	1830 [72]	1880 [74]	1960 [77]	2010 [79]	2060 [81]	2110 [83]	2160 [85]	2210 [87]
Back yoke	440 [17¼]	470 [18½]	510 [20]	560 [22]	610 [24]	660 [26]	710 [28]	760 [30]	810 [32]
Leg inseam	780 [31]	810 [32]	810 [32]	860 [34]	860 [34]	860 [34]	860 [34]	860 [34]	860 [34]
Sleeve inseam	530 [21]	530 [21]	580 [23]	580 [23]	580 [23]	580 [23]	580 [23]	580 [23]	580 [23]
Wrist	290 [11½]	290 [11½]	290 [11½]	290 [11½]	290 [11½]	290 [11½]	290 [11½]	290 [11½]	290 [11½]

POINTS OF MEASURE:

Chest: With coverall buttoned, distance around chest, 25 mm [1 in.] below underarm armhole seam.

Waist: With coverall buttoned, distance around center of waistband.

Hip: Distance around hips, measured at bottom of front fly.

Trunk: With front of waistband even with back waistband double the distance between the back collar seam and bottom of the crotch.

Yoke: Measured across shoulders between points where shoulder seams join the arm seams.

Inseam: (Leg): Distance from crotch seam to bottom of ankle.

Inseam: (Sleeve): Distance from armpit to wrist.

Tolerances: ±25 mm [1 in.] for all measurements except the wrist.

±12 mm [½ in.] for wrist measurements.

TABLE 3 Size Specifications for Cleanroom Coveralls, Short Lengths Measurements in SI [USCS] mm [in.]

	XS	S	M	L	XL	XXL	XXXL	XXXXL	XXXXXL
SI SIZE mm	760–810	860–910	960–1020	1070–1120	1170–1220	1270–1320	1370–1420	1470–1520	1570–1630
USCS SIZE [in.]	[30–32]	[34–36]	[38–40]	[42–44]	[46–48]	[50–52]	[54–56]	[58–60]	[62–64]
Chest	1020 [40]	1070 [42]	1170 [46]	1270 [50]	1370 [54]	1470 [58]	1570 [62]	1680 [66]	1780 [70]
Waist	970 [38]	1020 [40]	1120 [44]	1220 [48]	1320 [52]	1420 [56]	1520 [60]	1630 [64]	1730 [68]
Hip	1040 [41]	1120 [44]	1220 [48]	1320 [52]	1420 [56]	1520 [60]	1630 [64]	1730 [68]	1830 [72]
Trunk	1350 [53]	1420 [56]	1470 [58]	1550 [61]	1600 [63]	1650 [65]	1700 [67]	1750 [69]	1800 [71]
Back yoke	440 [17¼]	470 [18½]	510 [20]	560 [22]	610 [24]	660 [26]	710 [28]	760 [30]	810 [32]
Leg inseam	610 [24]	635 [25]	660 [26]	685 [27]	685 [27]	685 [27]	685 [27]	685 [27]	685 [27]
Sleeve inseam	330 [13]	330 [13]	380 [15]	380 [15]	380 [15]	380 [15]	380 [15]	380 [15]	380 [15]
Wrist	250 [10]	280 [11]	280 [11]	280 [11]	280 [11]	290 [11½]	290 [11½]	290 [11½]	290 [11½]

POINTS OF MEASURE:

Chest: With coverall buttoned, distance around chest, 25 mm [1 in.] below underarm armhole seam.

Waist: With coverall buttoned, distance around center of waistband.

Hip: Distance around hips, measured at bottom of front fly.

Trunk: With front of waistband even with back waistband double the distance between the back collar seam and bottom of the crotch.

Yoke: Measured across shoulders between points where shoulder seams join the arm seams.

Inseam: (Leg): Distance from crotch seam to bottom of ankle.

Inseam: (Sleeve): Distance from armpit to wrist.

Tolerances: ±25 mm [1 in.] for all measurements except the wrist.

±12 mm [½ in.] for wrist measurements.

4.2.10.2 A badge pocket made of a double layer of transparent polyester mesh¹⁶ may be sewn on the front of the coverall.

4.2.10.3 If used, the recommended location is 150 mm [6 in.] below the shoulder seam and 75 mm [3 in.] to the left of the zipper placket. User shall select appropriate size for badge pocket.

4.2.10.4 A self-locking Teflon-filled Delrin (or equivalent) zipper on polyester tape shall be used to close the top of the pocket, and a double-layered polyester flap shall cover the zipper.

4.2.11 ESD Requirements:

¹⁶ Chemstat 929, polyester mesh fabric has been found to be satisfactory. Other fabrics may be available. The sole source of supply of the material known to the committee at this time is Stern & Stern Textiles. If you are aware of alternative suppliers, please provide this information to ASTM International Headquarters. Your comments will receive careful consideration at a meeting of the responsible technical committee,¹ which you may attend.

4.2.11.1 It is essential that the garment not be able to hold a high voltage charge during use when personnel are properly grounded. The use of topical and chemical antistatic agents is not acceptable.

NOTE 2—Topical and chemical antistatic agents can lose effectiveness with time, are removed during cleaning, and may contaminate hardware. Garments so treated may fail to meet the NVR requirements in 4.3.3.

4.2.11.2 When the garment is charged to 1500 V and then grounded, the voltage shall decay to 10 % or less of the initial charge within 2 s when preconditioned and tested in a 25 maximum relative humidity and 24 °C [75 °F] maximum temperature environment.

4.2.11.3 A recommended test method consists of clamping an insulated probe to each sleeve of the garment, connecting a recording voltmeter to one of the probes and a dc power supply to the other and recording the decay rate after garment charging. This test procedure is described in SD-TR-91-26.

4.2.11.4 The garment shall be tested following the initial cleaning (4.1.8) and should be rechecked periodically after cleaning during use.

4.2.11.5 For the protection of electrostatic discharge sensitive electrical, electronic, and electromechanical components, the garment shall meet the requirements of ANSI/ESD S20.20, after preconditioning in moderate humidity and low humidity environments.

NOTE 3—There are many methods for testing the ESD properties of fabrics and garments. The test methods and acceptance criteria noted here should be evaluated by the cognizant Safety or Engineering organization, or both, tailored as needed for the specific application, and fully described in the garment procurement contract.

4.3 General Fabric Requirements:

4.3.1 *Linting Characteristics*—Fabrics of which garments are made shall be low linting to minimize airborne particulate contamination. Garments shall meet Test Method F51 Class A requirements for cleanroom operations.

4.3.2 *Static Dissipation*—The fabric shall resist triboelectric charging and dissipate static. Test method KSC-MMA-1985-79 may be used to evaluate these characteristics. The use of topical and chemical antistatic agents is not acceptable.

4.3.3 Extractable Matter (NVR):

4.3.3.1 The content of extractables, after the initial cleaning in 4.1.8, shall be less than 0.5 % NVR by fabric mass.

4.3.3.2 Periodic retesting of garments for extractables shall be made after laundering.

4.3.3.3 The test method described in Test Method E1560 may be used.

4.3.3.4 The procedures used for obtaining and measuring non-volatile residues from Soxhlet-extracted wipers described in Test Method D2257 may be also used to measure extractables in fabrics.

4.3.3.5 In each test method, the fabric is soaked in a high-purity solvent. The solvent is then filtered into a tared container and evaporated at room temperature, with a final drying at 35 °C for 30 min. The NVR is weighed after it has equilibrated to room temperature and humidity conditions.

NOTE 4—The solvent for the extraction should be selected based on the solvent(s) to which the garment could be exposed.

NOTE 5—Test Method E1560 specifies acetone and allows alternate solvents.

4.3.4 *Shrinkage*—The shrinkage shall be less than 1 % in any direction on a 30- by 30-cm [12- by 12-in.] test panel at 120 °C [250 °F] for ½ h in dry heat, in a relaxed condition.

4.3.5 Color:

4.3.5.1 Color shall be as specified by the user based on the availability of fabrics.

4.3.5.2 There shall be no appreciable change in color evident after ten standard launderings when the laundered garment is compared with new, unwashed fabric.

NOTE 6—A change in gloss is to be expected after many launderings. This change is not considered a change in color.

4.4 Headwear:

4.4.1 Hoods:

4.4.1.1 Recommended hood designs are shown in Fig. 3.

4.4.1.2 Hoods shall fit over the head and cover all but the eyes, nose, and mouth. The fabric shall drape over the front and

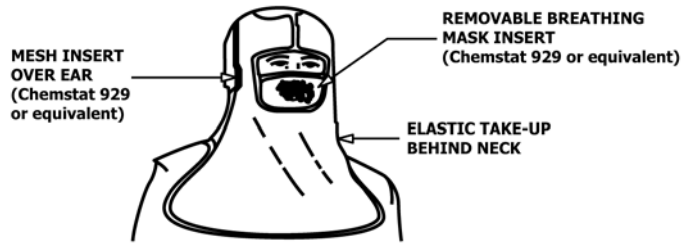


FIG. 3 Hood Detail

back of the upper body and be long enough to stay inside the garment even with extreme head movement.

4.4.1.3 Adjustments shall be provided so that the hood is secure and follows the movement of the head so that the eyes always look through the front. One method is to sew a 25-mm [1-in.] wide elastic band inside the hood behind the neck. External straps may also be used. Snaps may be used for the adjustments, provided that the requirements in 4.1.7.2 are met.

4.4.1.4 The recommended design has a continuous fabric front, except for the face opening.

4.4.1.5 An alternate design (not recommended) uses snaps to close the front. A snap front has gaps that allow particles to escape from the interior of the hood. The user should weigh the risks of having this gap and using snaps. The placement and number of snaps shall be selected so as to minimize gaps.

4.4.1.6 *Sizes*—Hood sizes shall be available in small to extra large sizes compatible with the coveralls.

4.4.1.7 *Ear Panels*—Polyester mesh ear panels are optional. The material shall be the same as that used for the face masks (4.4.2.2).

4.4.1.8 *Labels*—A label denoting size, manufacturer, date of manufacture, and fiber type shall be sewed to the underside of the solid front panel of the hood. See 4.2.9 for details on labels.

4.4.1.9 *Fabrics*—The hood fabric shall be the same as that used in the coverall.

4.4.2 Face Masks:

4.4.2.1 *Attachment to Hood*—A detachable or disposable breathing mask shall be attached with snap fasteners on the inside of the hood. It shall cover all exposed facial regions except the eyes. The portion left open for the eyes shall be wide enough to accommodate prescription or safety glasses.

4.4.2.2 *Material*—The mask shall typically be made of polyester mesh having a permeability of at least 165 cm³/s [350 cfm] and a maximum density of 50 g/m² [1.5 oz/yd²] to entrap skin particles or facial hair.¹⁶

4.4.2.3 *Mask Sizes*—Mask sizes shall be available in small to extra large sizes compatible with the hoods.

4.4.3 Snoods:

4.4.3.1 A typical snood design is shown in Fig. 4.

4.4.3.2 The snood shall fully cover only the hair and ears but not the face.

4.4.3.3 Snoods shall have an elastic band sewn across the back and along the sides to allow one size to fit all. When snoods are used, they shall completely cover the hair.

NOTE 7—Snoods will not provide as good a protection of hardware as hoods because of particulate contamination generated from skin flaking, breathing, facial hair, and leakage around the collar of the coverall.

4.5 Footwear: