

INTERNATIONAL STANDARD

ISO
5836

First edition
1988-12-01



INTERNATIONAL ORGANIZATION FOR STANDARDIZATION
ORGANISATION INTERNATIONALE DE NORMALISATION
МЕЖДУНАРОДНАЯ ОРГАНИЗАЦИЯ ПО СТАНДАРТИЗАЦИИ

Implants for surgery — Metal bone plates — Holes corresponding to screws with asymmetrical thread and spherical under-surface

iTeh STANDARD PREVIEW

Implants chirurgicaux — Plaques métalliques pour os — Logements des vis à filetage asymétrique et à embase sphérique **(standards.iteh.ai)**

ISO 5836:1988

<https://standards.iteh.ai/catalog/standards/sist/f6e97e33-8138-4b5e-8394-2025e8ed5a20/iso-5836-1988>

Reference number
ISO 5836: 1988 (E)

Foreword

ISO (the International Organization for Standardization) is a worldwide federation of national standards bodies (ISO member bodies). The work of preparing International Standards is normally carried out through ISO technical committees. Each member body interested in a subject for which a technical committee has been established has the right to be represented on that committee. International organizations, governmental and non-governmental, in liaison with ISO, also take part in the work. ISO collaborates closely with the International Electrotechnical Commission (IEC) on all matters of electrotechnical standardization.

Draft International Standards adopted by the technical committees are circulated to the member bodies for approval before their acceptance as International Standards by the ISO Council. They are approved in accordance with ISO procedures requiring at least 75 % approval by the member bodies voting.

International Standard ISO 5836 was prepared by Technical Committee ISO/TC 150, *Implants for surgery*.

[ISO 5836:1988](https://standards.iteh.ai/catalog/standards/sist/f6e97e33-8138-4b5e-8394-2025e8ed5c20/iso-5836-1988)

[https://standards.iteh.ai/catalog/standards/sist/f6e97e33-8138-4b5e-8394-](https://standards.iteh.ai/catalog/standards/sist/f6e97e33-8138-4b5e-8394-2025e8ed5c20/iso-5836-1988)

Users should note that all International Standards undergo revision from time to time and that any reference made herein to any other International Standard implies its latest edition, unless otherwise stated.

Implants for surgery — Metal bone plates — Holes corresponding to screws with asymmetrical thread and spherical under-surface

iTeh STANDARD PREVIEW
(standards.iteh.ai)

1 Scope and field of application

This International Standard specifies the dimensions and tolerances of holes in bone plates used as surgical implants so as to facilitate correct fixing using screws complying with ISO 5835.

NOTES

1 This International Standard does not deal with the shape and dimensions of the plates or with the spacing (centre-to-centre distance) of the holes.

2 The interrelationship of International Standards dealing with bone screws, bone plates and relevant tools is shown for information in annex A.

2 Reference

ISO 5835, *Implants for surgery — Metal bone screws with hexagonal drive connection — Spherical under-surface of head — Dimensions*.¹⁾

1) At present at the stage of draft.

3 Dimensions and tolerances

3.1 Type A (with cylindrical hole)

Type A holes shall be as given in figure 1 and table 1.

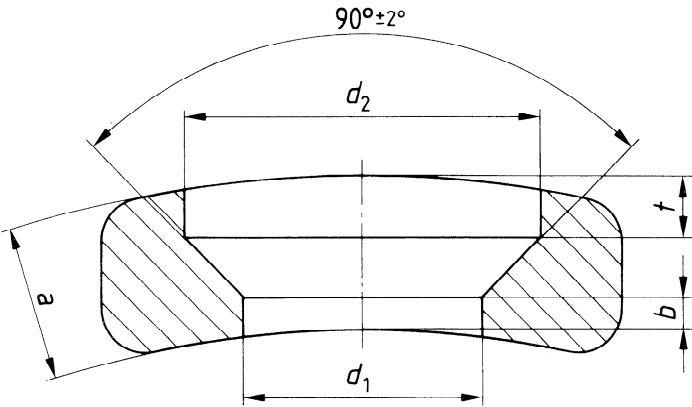


Figure 1 — Type A hole

iTeh STANDARD PREVIEW
(standards.iteh.ai)

Table 1 — Dimensions of type A hole

ISO 5836:1988

Dimensions in millimetres

d_1 + 0,2 0	d_2 + 0,2 0	b min.	Cylindrical part of countersink (dependent on a)		Screws in accordance with ISO 5835
			t 0 - 0,2	a ref.	
1,6	3,1	0,15	0,4	1,3	HA 1,5
1,9	3,2	0,25			
2,1	4,1	0,1			
2,6	4,3	0,25	0,4	1,5	HA 2
2,9	5,2	0,15			
3,4	5,4	0,3			
3,7	6,2	0,25	0,9	2,4	HA 2,7
4,2	6,4	0,4			HA 3,5
4,7	8,2	0,35			HA 3,5; HA 4; HB 4
5,5		0,75	1,4	3,5	HA 4,5
5,2		0,6			HA 5
6	8,2	1			HB 6,5
6,6		1,3			

NOTE — The values b and t in table 1 relate to plates of thickness a_{ref} . If the thickness of the plate is greater than a_{ref} , the value of t shall not exceed that shown in table 1 so as not to weaken the plate. The value of b would then be increased. If the thickness of the plate is less than a_{ref} , the value of b shall not be less than is shown in table 1 so as to prevent protrusion of the head of the screw through the plate. The value of t would then be reduced and may reach zero.

The formulae below present the above statements in mathematical terms :

if $a > a_{ref}$ $t = t_1$

if $a < a_{ref}$ $t = t_1 - (a_{ref} - a)$

if $a \leq a_{ref}$ $b = b_1$

if $a > a_{ref}$ $b = b_1 + (a - a_{ref})$

where a_{ref} , t_1 and b_1 are the values of a , b and t in table 1.

3.2 Type B (with conical hole)

Type B holes shall be as given in figure 2.

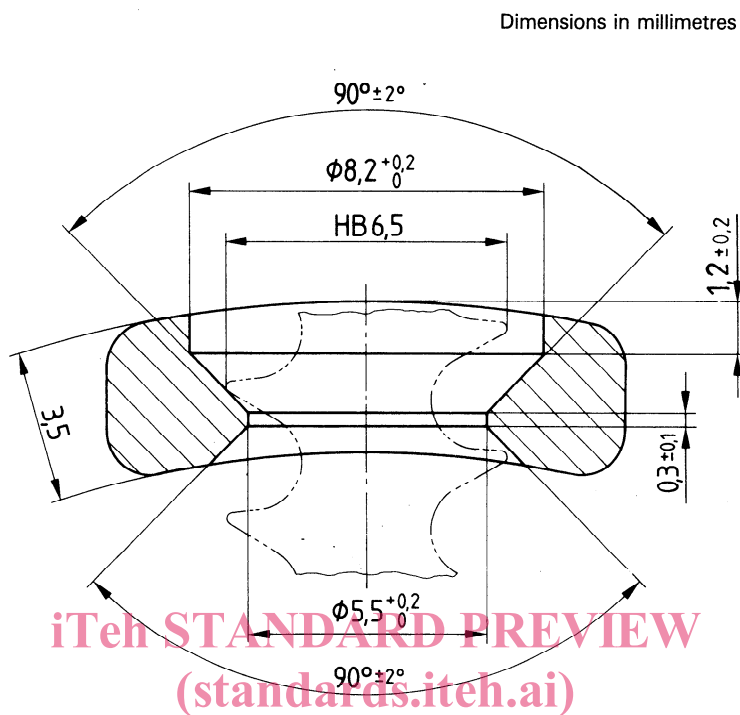


Figure 2 — Type B hole for HB 6.5 screw specified in ISO 5835

3.3 Type C (with thread)

Type C holes shall be as given in figure 3 and table 2.

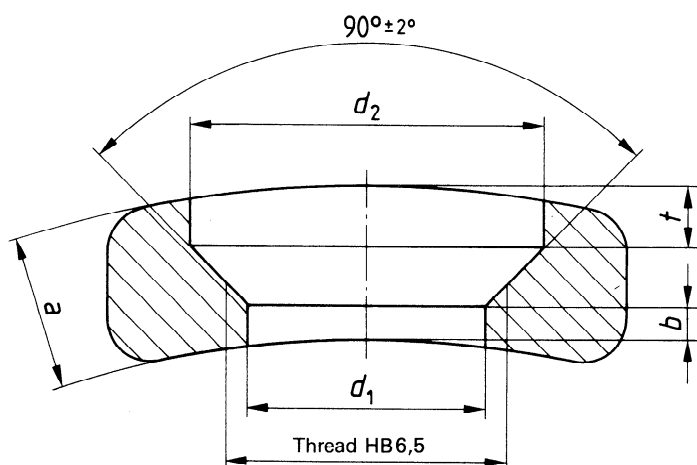


Figure 3 — Type C hole for HB 6,5 screw specified in ISO 5835

Table 2 – Dimensions of type C holes

Dimensions in millimetres

d_1 + 0,2 0	d_2 + 0,2 0	b min.	Cylindrical part of countersink (dependent on a)	
			r 0 - 0,2	a ref.
4,7	8,2	0,35	1,4	3,5
5,5		0,75		

NOTE — See note below table 1.

3.4 Type D (with spherical countersink)

Type D1, D2 or D3 holes shall be as given in figures 4, 5 or 6 respectively and table 3.

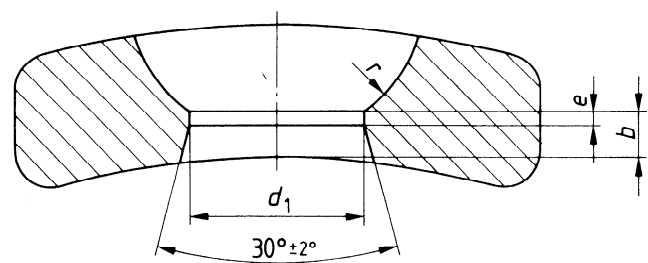


Figure 4 — Type D1 hole

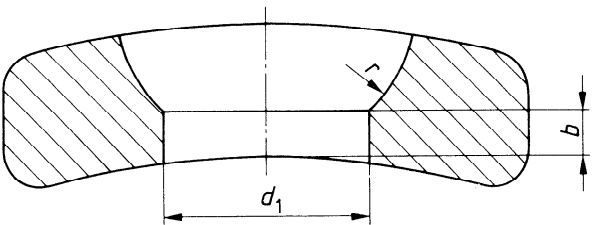


Figure 5 — Type D2 hole

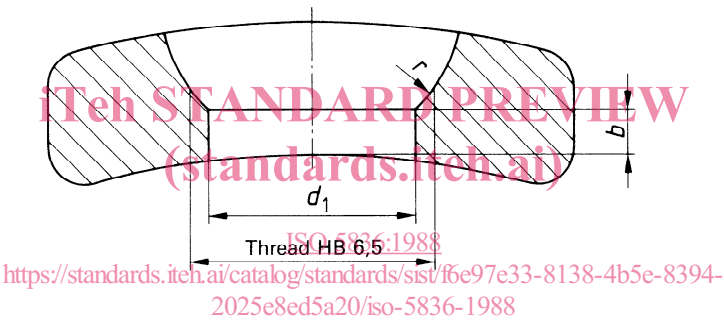


Figure 6 — Type D3 hole

Table 3 — Dimensions of types D1, D2 and D3 holes

Dimensions in millimetres

d_1 +0,2 0	r +0,075 +0,050	e +0,15 0	b min.	Screws in accordance with ISO 5835
1,6	1,5	0,1	0,2	HA 1,5
1,9				
2,1	2	0,2	0,4	HA 2
2,6				
2,9	2,5	0,2	0,4	HA 2,7
3,4				
3,7	3	0,2	0,4	HA 3,5
4,2				HA 3,5; HA 4; HB 4
4,7 ¹⁾	4	0,4	0,5	HA 4,5
5,5 ¹⁾				HB 6,5
5,2 ¹⁾	4	0,4	0,5	HA 4,5; HA 5
5,9 ¹⁾				HB 6,5
6,6 ²⁾	4	0,4	0,5	HB 6,5

1) Diameter d_1 may be threaded for the passage of an HB 6,5 screw.

2) This value should be used only in exceptional cases.




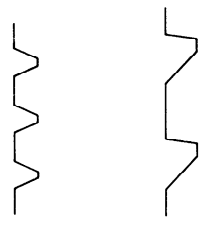
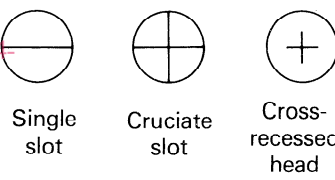
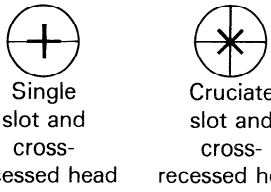
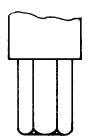
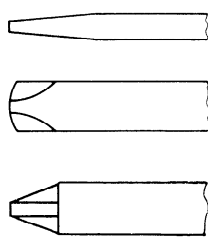
Annex A

Interrelationship of International Standards dealing with bone screws, bone plates and relevant tools

(This annex does not form an integral part of the Standard.)

It has been decided that the set of International Standards dealing with bone screws, bone plates and relevant tools should be divided into two parallel series. The basis of the division into two series is the essentially different designs of the screw threads of the bone screws (HA and HB type screws as opposed to HC and HD type screws).

A simplified schematic guide illustrating the interrelationship between screws, plates and tools covered by the two parallel series of International Standards is given below.

		ISO 5835	ISO 9268
		 <p>HA HB</p> <p>Head under-surface</p>  <p>Spherical</p> <p>Drive connection</p> 	 <p>HC HD</p> <p>80° 90°</p> <p>Conical</p>  <p>Single slot Cruciate slot Cross-recessed head</p> <p>Combined drive connections</p>  <p>Single slot and cross-recessed head Cruciate slot and cross-recessed head</p>
Screws	Mechanical requirements	ISO 6475 Breaking torque/ angle of rotation	In preparation
Plates	Holes and slots	ISO 5836	ISO 9269
	Mechanical requirements	ISO 9585	ISO 9585
Driving tools	Keys and screwdrivers	<p>ISO 8319-1</p>  <p>Hexagon keys</p>	<p>ISO 8319-2</p>  <p>Screwdrivers</p>
	Drill bits, taps, countersink cutters	ISO 9714-1	In preparation

Annex B

Bibliography: International Standards referred to in table of annex A

(This annex does not form an integral part of the Standard.)

ISO 5835 : – ¹⁾, *Implants for surgery — Metal bone screws with hexagonal drive connection — Spherical under-surface of head — Dimensions.*

ISO 5836 : – ²⁾, *Implants for surgery — Metal bone plates — Holes corresponding to screws with asymmetrical thread and spherical under-surface.*

ISO 6475 : – ³⁾, *Implants for surgery — Metal bone screws with asymmetrical thread and spherical under-surface — Mechanical requirements and test methods.*

ISO 8319-1 : 1986, *Orthopaedic instruments — Drive connections — Part 1 : Keys for use with screws with hexagon socket heads.*

ISO 8319-2 : 1986, *Orthopaedic instruments — Drive connections — Part 2 : Screwdrivers for single slot head screws, screws with cruciate slot and cross-recessed head screws.*

ISO 9268 : – ²⁾, *Implants for surgery — Metal bone screws with conical under-surface of head — Dimensions.*

ISO 9269 : 1988, *Implants for surgery — Metal bone plates — Holes and slots corresponding to screws with conical under-surface.*

ISO 9585 : – ²⁾, *Implants for surgery — Method for testing bending strength and stiffness of bone plates.*

ISO 9714-1 : – ²⁾, *Orthopaedic instruments — Drilling instruments — Part 1 : drill bits, taps and countersink cutters.*

STANDARD PREVIEW
(standards.iteh.ai)
<https://standards.iteh.ai/catalog/standards/sist/f6e97e33-8138-4b5e-8394-2025e8ed5a20/iso-5836-1988>

-
- 1) Will cancel and replace ISO 5835-1 at next revision stage. (ISO 5835-1 cancelled and replaced ISO 5835-1 : 1978 and ISO 5835-2 : 1978.)
 - 2) To be published.
 - 3) Will cancel and replace ISO 6475-1 : 1980 and ISO 6475-2 : 1980.

UDC 616.71-77-034 : 621.882.15

Descriptors : medical equipment, surgical implants, surgical plates, metal plates, holes, dimensions, dimensional tolerances.

Price based on 6 pages
