
Nadzemna kanalizacija - Priporočeni postopki in tehnike za instalacijo cevovodov iz nemehčane polivinilklorida (PVC - U) za nadzemne sanitarne sisteme v zgradbah

Above-ground drainage -- Recommended practice and techniques for the installation of unplasticized polyvinyl chloride (PVC-U) sanitary pipework for above-ground systems inside buildings

iTeh STANDARD PREVIEW
(standards.iteh.ai)

Évacuation au-dessus du sol -- Techniques et mise en oeuvre recommandées pour l'installation des canalisations d'évacuation en polychlorure de vinyle non plastifié (PVC-U) dans les systèmes placés au-dessus du sol à l'intérieur des bâtiments

Ta slovenski standard je istoveten z: ISO/TR 7024:1985

ICS:

83.140.30	Cevi, fittingi in ventili iz polimernih materialov	Plastics pipes, fittings and valves
91.140.80	Drenažni sistemi	Drainage systems

SIST ISO/TR 7024:1995**en**

iTeh STANDARD PREVIEW
(standards.iteh.ai)

[SIST ISO/TR 7024:1995](#)

<https://standards.iteh.ai/catalog/standards/sist/8a0af7e6-216c-4403-b4b5-5afa40218377/sist-iso-tr-7024-1995>



Above-ground drainage — Recommended practice and techniques for the installation of unplasticized polyvinyl chloride (PVC-U) sanitary pipework for above-ground systems inside buildings

Évacuation au-dessus du sol — Techniques et mise en œuvre recommandées pour l'installation des canalisations d'évacuation en polychlorure de vinyle non plastifié (PVC-U) dans les systèmes placés au-dessus du sol à l'intérieur des bâtiments

ISO (the International Organization for Standardization) is a worldwide federation of national standards bodies (ISO member bodies). The work of preparing International Standards is normally carried out through ISO technical committees. Each member body interested in a subject for which a technical committee has been established has the right to be represented on that committee. International organizations, governmental and non-governmental, in liaison with ISO, also take part in the work.

The main task of ISO technical committees is to prepare International Standards. In exceptional circumstances a technical committee may propose the publication of a technical report of one of the following types :

- type 1, when the necessary support within the technical committee cannot be obtained for the publication of an International Standard, despite repeated efforts;
- type 2, when the subject is still under technical development requiring wider exposure;
- type 3, when a technical committee has collected data of a different kind from that which is normally published as an International Standard ("state of the art", for example).

Technical reports are accepted for publication directly by ISO Council. Technical reports types 1 and 2 are subject to review within three years of publication, to decide if they can be transformed into International Standards. Technical reports type 3 do not necessarily have to be reviewed until the data they provide is considered no longer valid or useful.

ISO/TR 7024 was prepared by Technical Committee ISO/TC 138, *Plastics pipes, fittings and valves for the transport of fluids*.

The reasons which led to the decision to publish this document in the form of a technical report type 3 are explained in the Introduction.

UDC 696.12 : 621.643 : 678.743.22

Ref. No. ISO/TR 7024-1985 (E)

Descriptors : buildings, drainage, drain pipes, plastic tubes, unplasticized polyvinyl chloride, definitions, storage, transportation, installation, joining, inspection.

© International Organization of Standardization, 1985 ●

Printed in Switzerland

Price based on 37 pages

Contents

	Page
0 Introduction	3
1 Scope and field of application	3
2 References	3
3 Terminology for sanitary pipework above ground, sanitary appliances and building drainage	4
3.1 General	4
3.2 Definitions, symbols and glossary of terms	4
3.3 Traps, gullies and brackets	11
4 Classes of pipes and fittings, and their applications	15
5 Storage, transport and handling	15
5.1 Loading and transport	15
5.2 Unloading and storage	16
5.3 Handling on site	17
6 Joints and jointing	18
6.1 Cutting and chamfering of pipe	18
6.2 Types of joint; PVC-U to PVC-U	19
6.3 Jointing to other materials	22
7 Installation of pipes and fittings (pipework)	27
7.1 General	27
7.2 Support centres	35
7.3 Design and fixing of brackets	35
7.4 Concreting of unplasticized polyvinyl chloride (PVC-U) pipe lines	36
7.5 Precautions when foaming in the pipe lines	36
7.6 Prevention of additional stresses in pipework	36
8 Fire resistance of pipework installations	36
9 Testing and inspection of installations	38
10 Maintenance and cleaning of installations	38
11 Chemical resistance of unplasticized polyvinyl chloride (PVC-U)	39

iTeH STANDARD PREVIEW
(standards.iteh.ai)

[SIST.ISO/TR.7024:1995](https://standards.iteh.ai/catalog/standards/sist/8a0af7e6-216c-4403-b4b5-5afa40218377/sist-iso-tr-7024-1995)

[https://standards.iteh.ai/catalog/standards/sist/8a0af7e6-216c-4403-b4b5-](https://standards.iteh.ai/catalog/standards/sist/8a0af7e6-216c-4403-b4b5-5afa40218377/sist-iso-tr-7024-1995)

[5afa40218377/sist-iso-tr-7024-1995](https://standards.iteh.ai/catalog/standards/sist/8a0af7e6-216c-4403-b4b5-5afa40218377/sist-iso-tr-7024-1995)

0 Introduction

This Technical Report deals with the installation of, and requirements for above-ground drainage systems manufactured primarily in unplasticized polyvinyl chloride (PVC-U). The term "above-ground drainage" includes all non-pressure pipework within a building, including the cellar but excluding any pipework that passes through the outer wall of a building (see clause 3).

The existing requirements that apply to the calculation of plumbing installations are also valid for unplasticized polyvinyl chloride (PVC-U) systems.

National codes of practice may vary, because of national functional requirements for comfort, safety, health, etc. The use of the standard terminology contained within this Technical Report is encouraged by national and CEN Committees dealing with similar subject matter.

This Technical Report does not contain drainage design data.

1 Scope and field of application

This Technical Report gives installation practices which have been shown to fulfil the normal requirements of function and use of unplasticized polyvinyl chloride (PVC-U) sanitary pipework for above-ground systems inside buildings.

The pipes and fittings specified in this Technical Report shall comply with ISO 3633. The field of application is primarily for domestic waste discharges, including discharges from domestic washing and dishwashing machines, but excluding discharges from public laundries, launderettes or other installations where long periods of high temperature discharges occur.

Restricted use in industrial installations is permissible for chemically-incursive waste with a range of pH values 2 (acid) to 12 (alkali), subject to the limiting values of time and temperature equivalent to those of domestic washing machines.

References are made to pipes and fittings manufactured in other materials which may be connected to the unplasticized polyvinyl chloride (PVC-U) products in this document and to the techniques of jointing to these dissimilar materials.

This Technical Report provides for good design and installation techniques but it is essential that the manufacturer's fixing instructions and material handling advice are taken into account to ensure good, sound and trouble-free drainage systems.

The contents of clause 3 in this Technical Report do not represent the full range of designs or variations of pipes and fittings for above-ground drainage systems.

2 References

ISO 265/1, *Pipes and fittings of plastics materials — Fittings for domestic and industrial waste pipes — Basic dimensions — Metric series — Part 1: Unplasticized polyvinyl chloride (PVC-U)*.¹⁾

ISO 1043/1, *Plastics — Symbols and codes — Part 1: Symbols for basic polymers and their modifications, and for plasticizers*.²⁾

ISO 3633, *Unplasticized polyvinyl chloride (PVC-U) pipes and fittings for soil and waste discharge (low and high temperature) systems inside buildings — Specifications*.³⁾

ISO 7073, *Recommended techniques for the installation of unplasticized polyvinyl chloride (PVC-U) buried drains and sewers*.³⁾

ISO/TR 7473, *Unplasticized polyvinyl chloride pipes and fittings — Chemical resistance with respect to fluids*.

ISO 8283, *Unplasticized polyvinyl chloride (PVC-U) discharge systems inside buildings — Design of sockets of pipes and fittings*.³⁾

1) At present at the stage of draft. (Revision in part of ISO/R 265-1962.)

2) At present at the stage of draft. (Revision of ISO 1043-1978.)

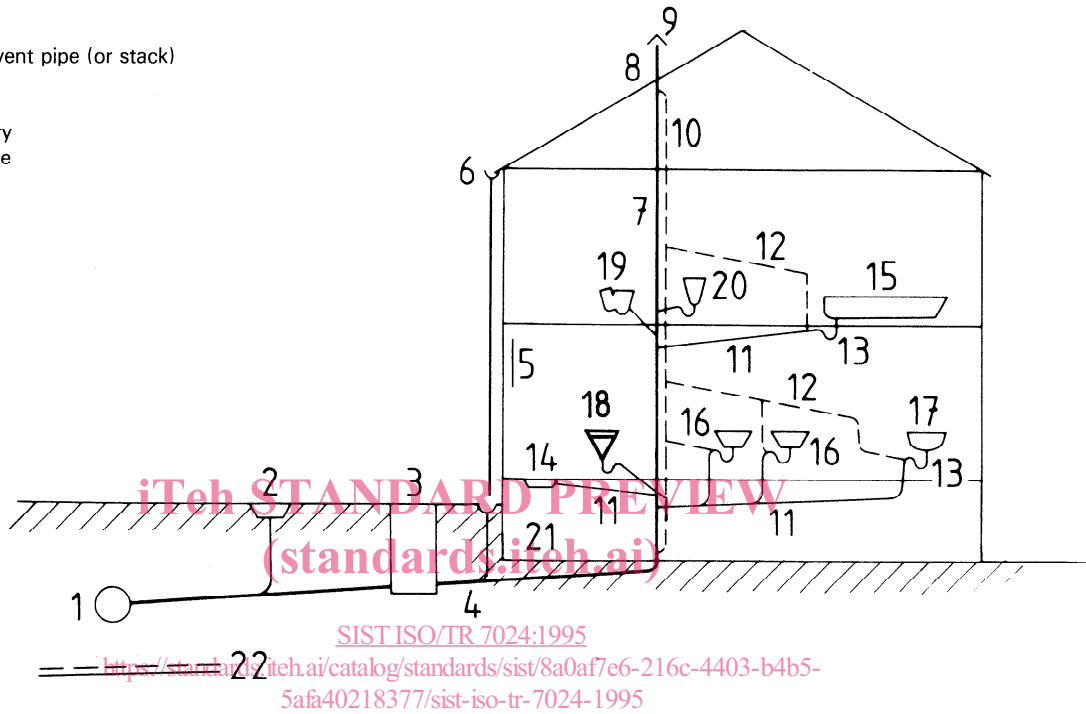
3) At present at the stage of draft.

ISO/TR 7024-1985 (E)

3 Terminology for sanitary pipework above-ground, sanitary appliances and building drainage

3.1 General

- 1 Public sewer
- 2 Street (or road) gully
- 3 Manhole (or inspection chamber)
- 4 Drain (combined foul and rainwater)
- 5 Rainwater pipe
- 6 Gutter
- 7 Main discharge and vent pipe (or stack)
- 8 Stack vent, primary
- 9 Vent terminal
- 10 Stack vent, secondary
- 11 Branch discharge pipe
- 12 Branch vent pipe
- 13 Trap
- 14 Floor gully/trap
- 15 Bath
- 16 Wash basin (WB)
- 17 Sink
- 18 Bidet
- 19 Water closet (WC)
- 20 Urinal
- 21 Gully trap
- 22 Subsoil water drain

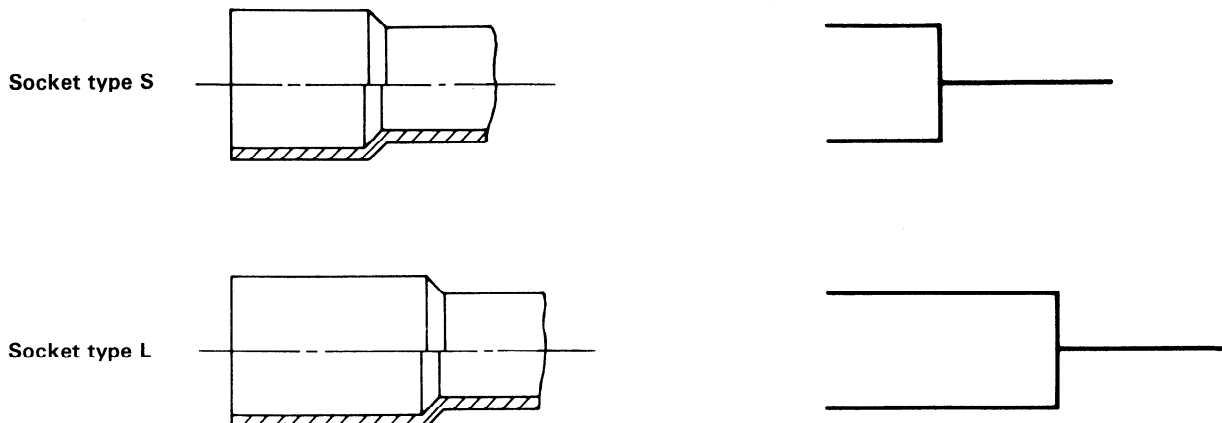


3.2 Definitions, symbols and glossary of terms

3.2.1 General

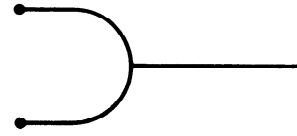
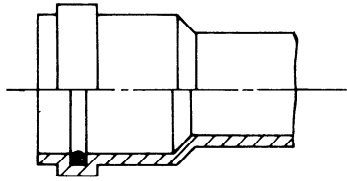
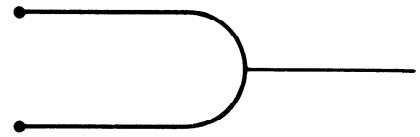
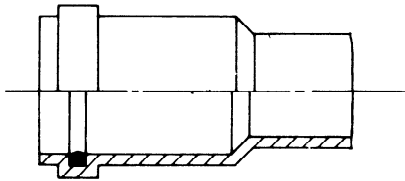
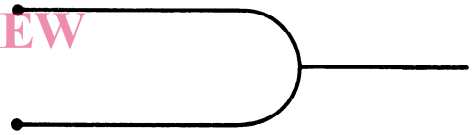

These fittings may be socket/socket or socket/spigot design but shall comply with the requirements of ISO 265/1.

3.2.2 Sockets for solvent adhesive jointing

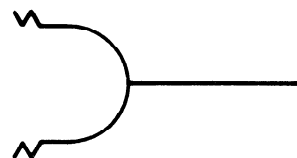
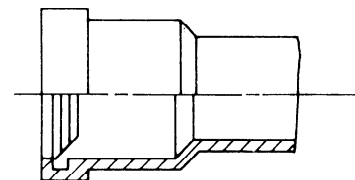
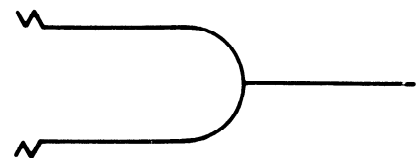
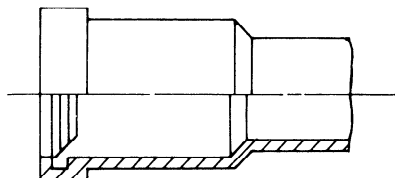
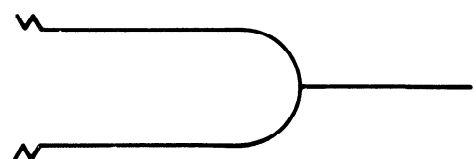
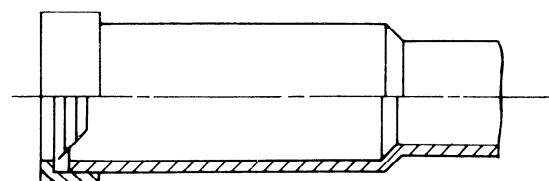


Type S sockets are only used under workshop conditions and are individually tested prior to use. Type L is the socket for on-site assembly.

3.2.3 Sockets for seal ring jointing

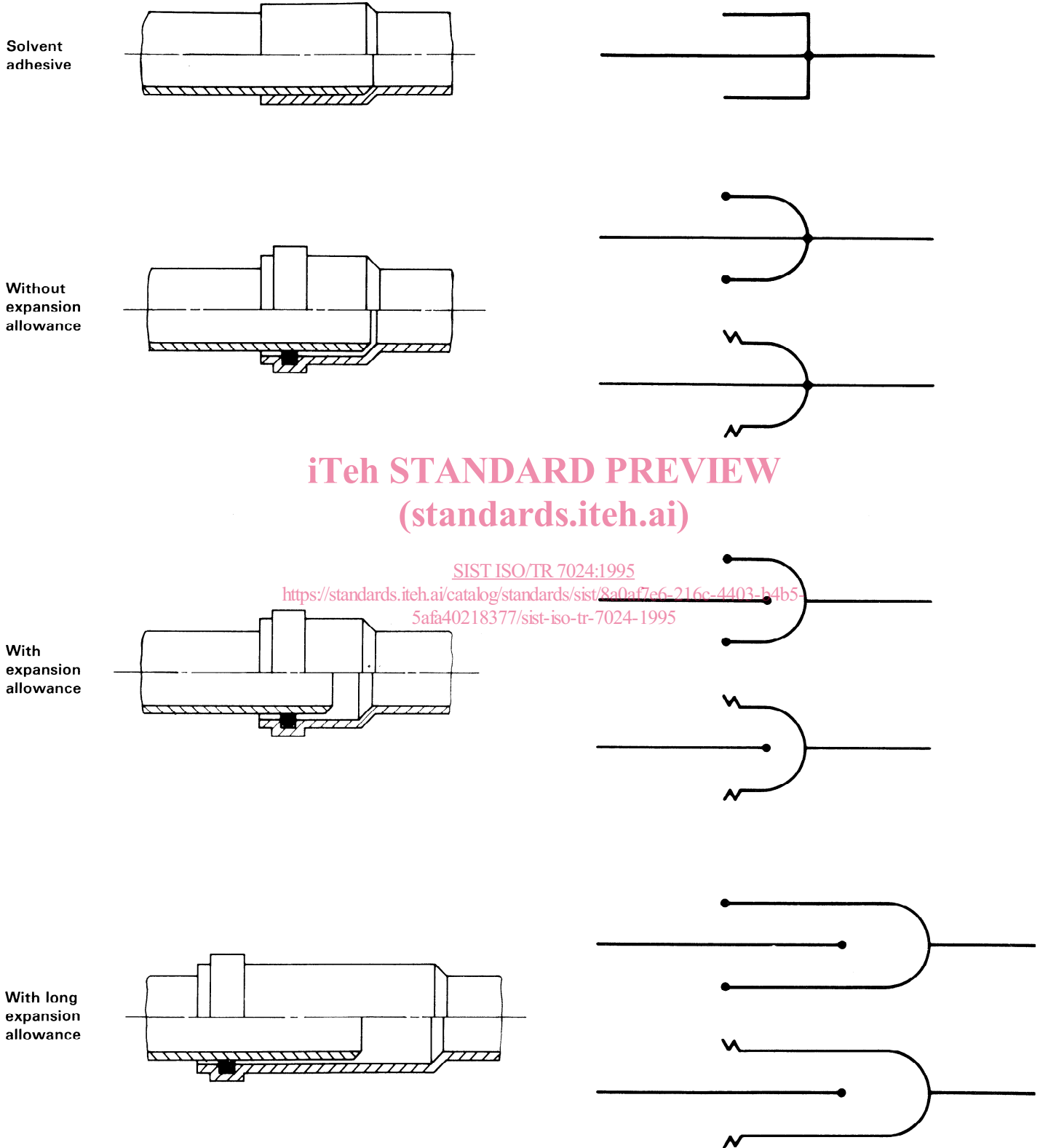
Socket type S
(ring seal)Socket type M
(ring seal)Socket type L
(ring seal)

iTeh STANDARD PREVIEW
(standards.iteh.ai)
SIST ISO/TR 7024:1995
<https://standards.iteh.ai/catalog/standards/sist/8a0af7e6-216c-4403-b4b5-5afa40218377/sist-iso-tr-7024-1995>

Socket type S
(lip seal, captive
or non-captive)Socket type M
(lip seal, captive
or non-captive)Socket type L
(lip seal, captive
or non-captive)

ISO/TR 7024-1985 (E)

3.2.4 Joint types

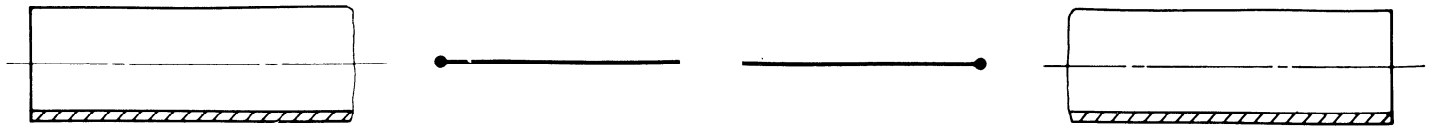


iTeh STANDARD PREVIEW
(standards.iteh.ai)

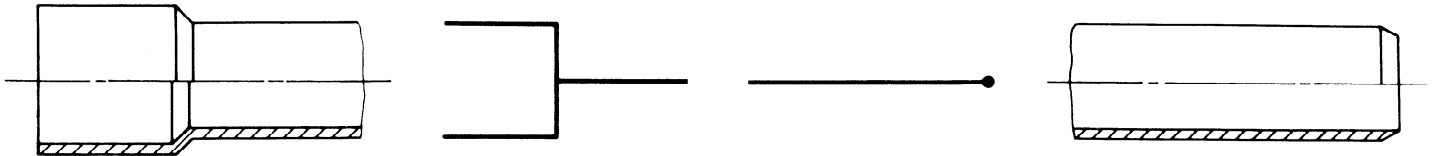
SIST ISO/TR 7024:1995
<https://standards.iteh.ai/catalog/standards/sist/8a0af7e6-216c-4403-b4b5-5afa40218377/sist-iso-tr-7024-1995>

3.2.5 Pipe ends

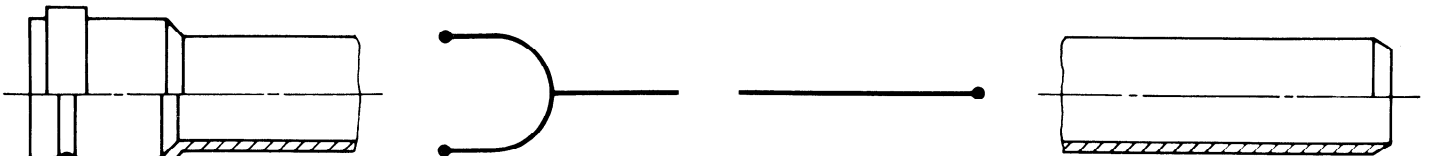
Plain ends



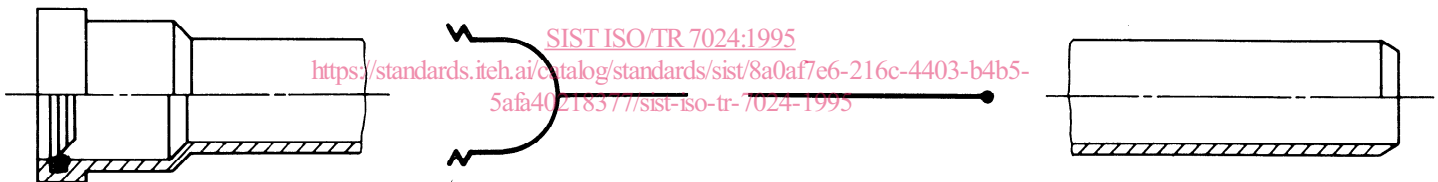
Single socket solvent adhesive



Single socket seal ring



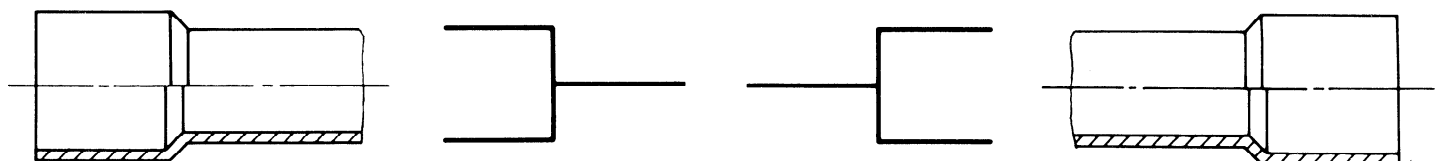
Single socket lip seal



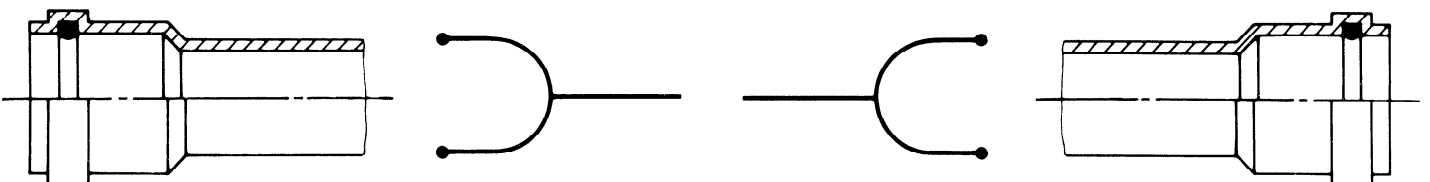
iTeh STANDARD PREVIEW
(standards.iteh.ai)

SIST ISO/TR 7024:1995
<https://standards.iteh.ai/catalog/standards/sist/8a0af7e6-216c-4403-b4b5-5afa40218377/sist-iso-tr-7024-1995>

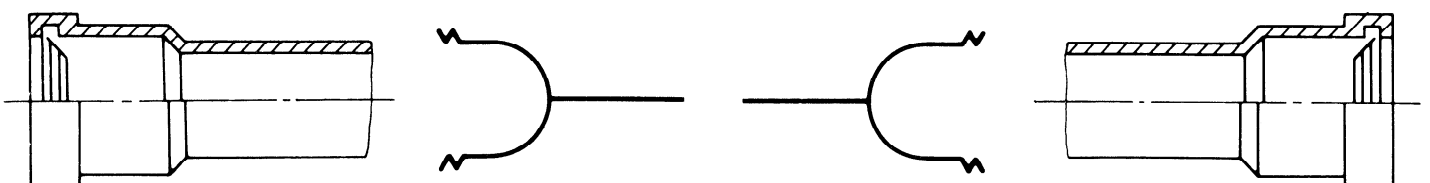
Double socket solvent adhesive



Double socket seal ring

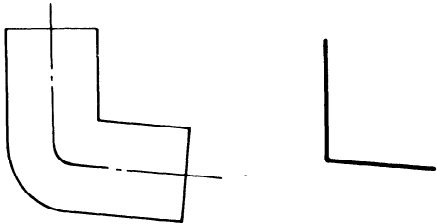


Double socket lip seal

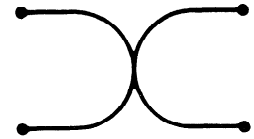
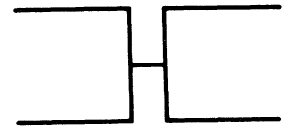
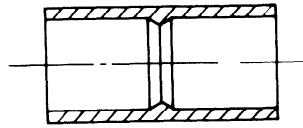


ISO/TR 7024-1985 (E)

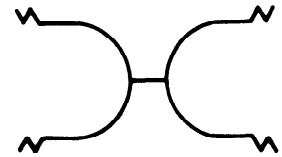
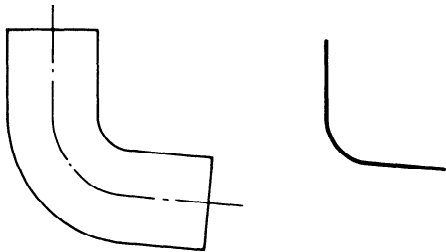
Direct bend



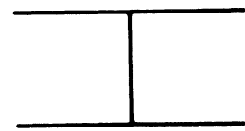
Coupling



Swept bend



Slip/repair coupling

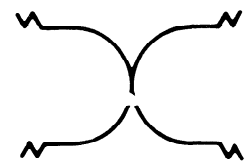
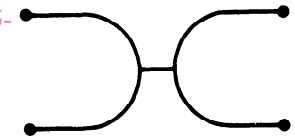

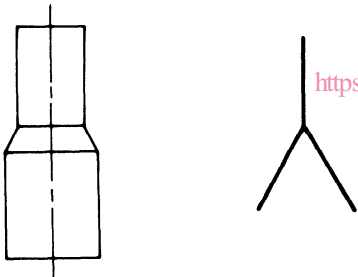


iTeh STANDARD PREVIEW
(standards.iteh.ai)

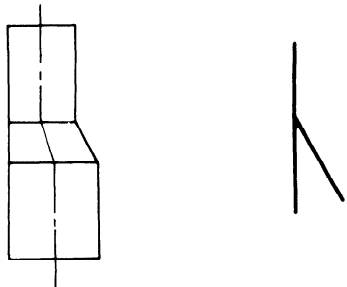
[SIST ISO/TR 7024:1995](https://standards.iteh.ai/catalog/standards/sist/8c9c57c6-216c-4403-b4b5-5afa40218377/sist-iso-tr-7024-1995)

<https://standards.iteh.ai/catalog/standards/sist/8c9c57c6-216c-4403-b4b5-5afa40218377/sist-iso-tr-7024-1995>


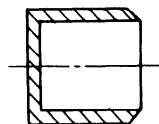
Concentric reducer



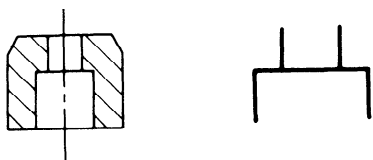
Excentric reducer



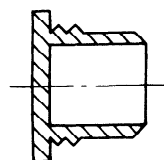
Plug

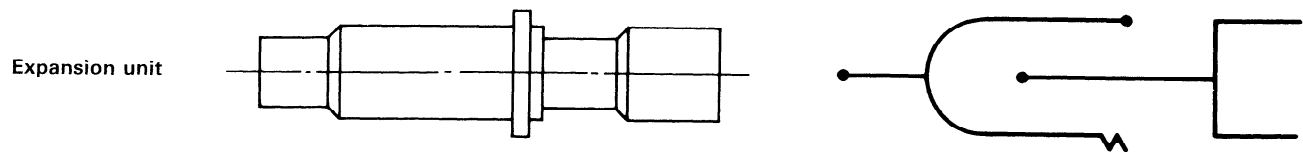
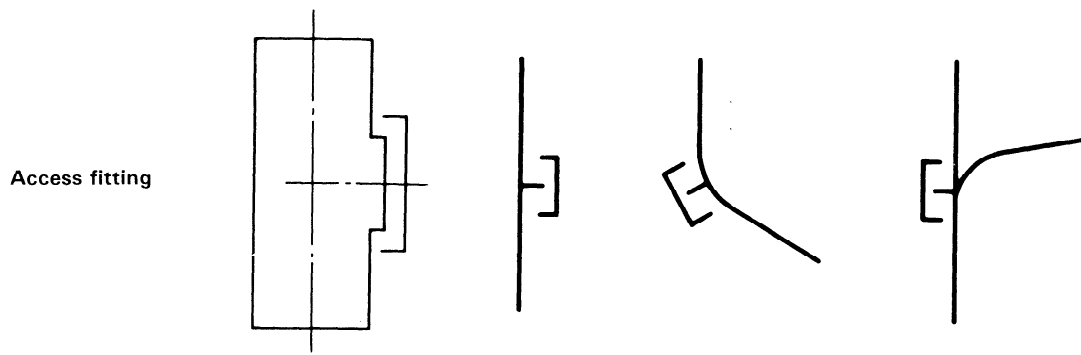


Socket reducer



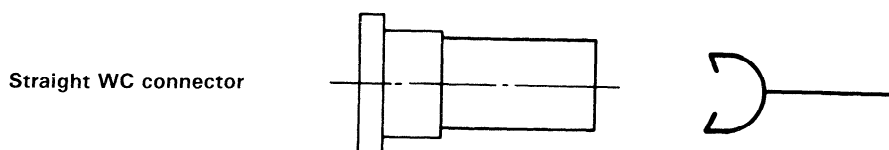
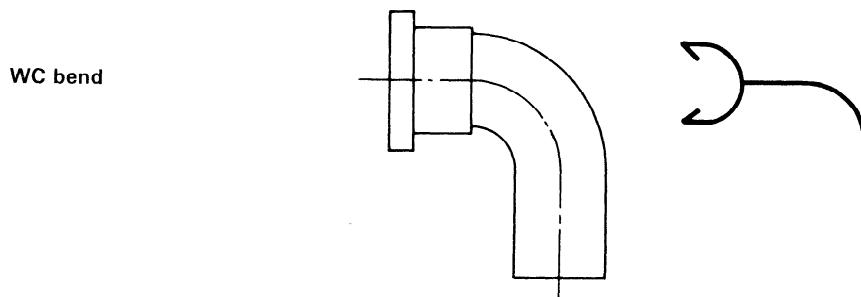
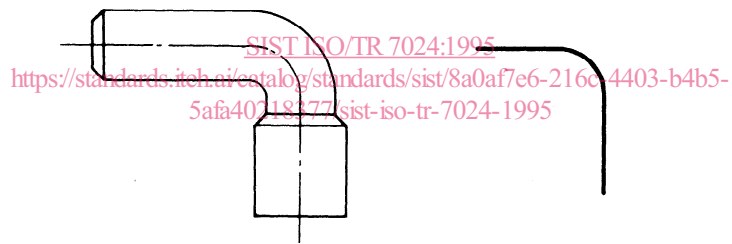
Access plug





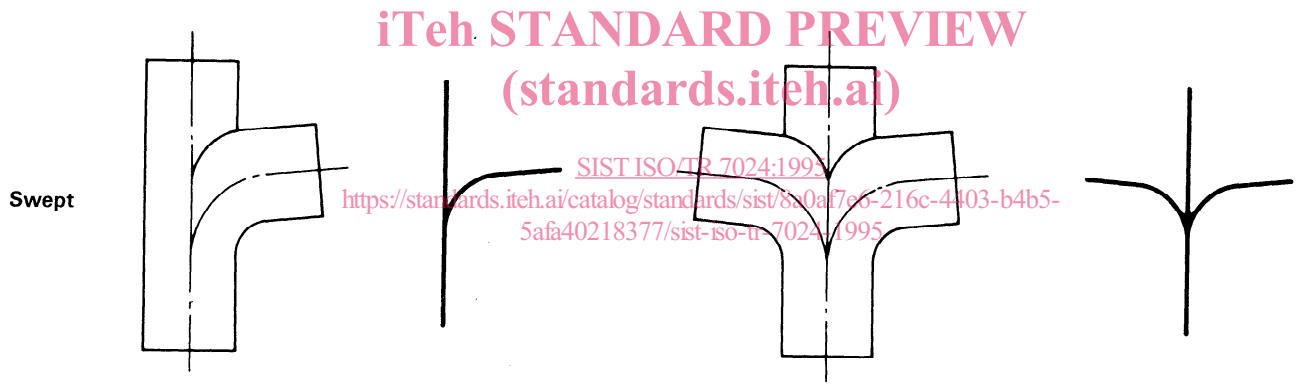
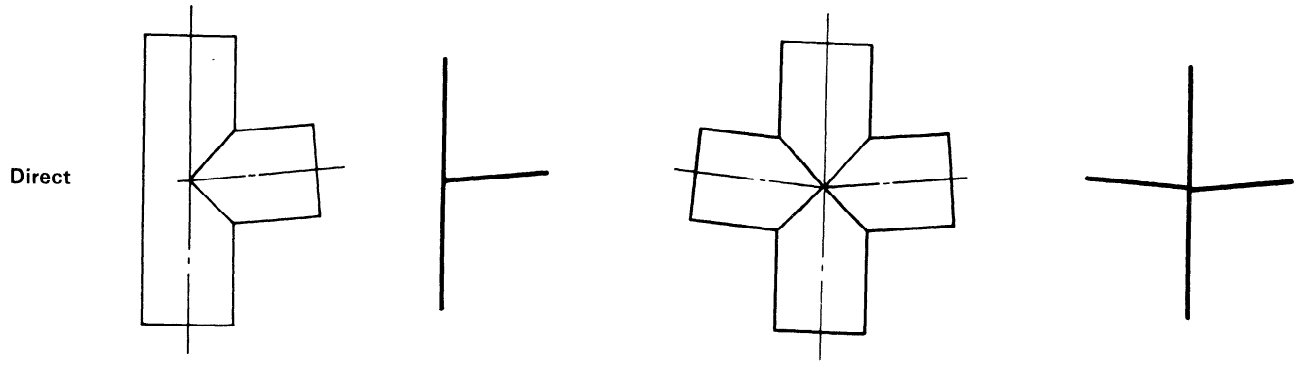
iTeh STANDARD PREVIEW
(standards.iteh.ai)

90° bend for connection to a trap



ISO/TR 7024-1985 (E)

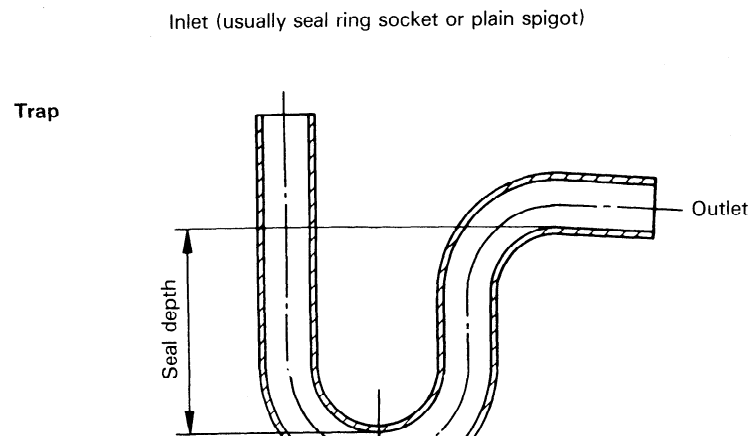
3.2.6 Single and double, equal or unequal branches



3.3 Traps, gullies and brackets

3.3.1 Traps

Fittings which retain a water seal so as to prevent the passage of foul air. Traps shall be readily removed or dismantled.



iTeh STANDARD PREVIEW
(standards.iteh.ai)

