



SLOVENSKI STANDARD SIST ISO 7518:1995

01-junij-1995

Tehnične risbe - Gradbeniške risbe - Poenostavljeno prikazovanje porušenih in novozgrajenih delov

Technical drawings -- Construction drawings -- Simplified representation of demolition and rebuilding

iTeh STANDARD PREVIEW

Dessins techniques -- Dessins de construction -- Représentation simplifiée de démolition et de reconstruction

[SIST ISO 7518:1995](https://standards.iteh.ai/catalog/standards/sist/c359acc4-a9c7-45df-bb46-9dc647511504/sist-iso-7518-1995)

Ta slovenski standard je istoveten z: ISO 7518:1983

ICS:

01.100.30

Gradbeni načrti

Construction drawings

SIST ISO 7518:1995

en

iTeh STANDARD PREVIEW
(standards.iteh.ai)

SIST ISO 7518:1995

<https://standards.iteh.ai/catalog/standards/sist/c359acc4-a9c7-45df-bb46-dde847311504/sist-iso-7518-1995>

International Standard



7518

INTERNATIONAL ORGANIZATION FOR STANDARDIZATION • МЕЖДУНАРОДНАЯ ОРГАНИЗАЦИЯ ПО СТАНДАРТИЗАЦИИ • ORGANISATION INTERNATIONALE DE NORMALISATION

Technical drawings — Construction drawings — Simplified representation of demolition and rebuilding

Dessins techniques — Dessins de construction — Représentation simplifiée de démolition et de reconstruction

First edition — 1983-11-01

iTeh STANDARD PREVIEW
(standards.iteh.ai)

SIST ISO 7518:1995

<https://standards.iteh.ai/catalog/standards/sist/c359acc4-a9c7-45df-bb46-dde847311504/sist-iso-7518-1995>

UDC 744.43 : 69

Ref. No. ISO 7518-1983 (E)

Descriptors : technical drawings, buildings, symbols, marking, graphic symbols.

Price based on 2 pages

Foreword

ISO (the International Organization for Standardization) is a worldwide federation of national standards bodies (ISO member bodies). The work of developing International Standards is carried out through ISO technical committees. Every member body interested in a subject for which a technical committee has been authorized has the right to be represented on that committee. International organizations, governmental and non-governmental, in liaison with ISO, also take part in the work.

Draft International Standards adopted by the technical committees are circulated to the member bodies for approval before their acceptance as International Standards by the ISO Council.

International Standard ISO 7518 was developed by Technical Committee ISO/TC 10, *Technical drawings*, and was circulated to the member bodies in January 1982.

It has been approved by the member bodies of the following countries:

Australia
Austria
Belgium
Brazil
Canada
China
Egypt, Arab Rep. of

India
Italy
Japan
Netherlands
New Zealand
Poland
Romania

South Africa, Rep. of
Spain
Sweden
Thailand
USA
USSR

The member bodies of the following countries expressed disapproval of the document on technical grounds:

Finland
Norway
United Kingdom

Technical drawings — Construction drawings — Simplified representation of demolition and rebuilding

1 Scope and field of application

This International Standard specifies rules for symbols, markings and simplified representations of demolition and rebuilding on general arrangement drawings and assembly drawings.

In general the applications shown concern plans. Views and sections can be shown similarly.

2 References

ISO 128, *Technical drawings — General principles of presentation*.

ISO 3098/1, *Technical drawings — Lettering — Part 1: Currently used characters*.

ISO 4069, *Building and civil engineering drawings — Representation of areas on sections and views — General principles*.

3 General principles

Demolition and rebuilding can be indicated either on existing drawings which emphasizes the original state of the works, or on new drawings which emphasizes new works.




A clear contrast should be aimed at, when indicating retained parts, removed parts and new parts respectively.

Where necessary the drawings and symbols shall be amplified by text.

To clarify the alterations planned, it is advisable to have the original (existing) state of the building on a drawing with indications of the planned alterations, as well as a new drawing of the altered building.

<https://standards.iteh.ai/catalog/standards/sist/c359acc4-a9c7-45df-bb46-dde847311504/sist-iso-7518-1995>

4 Outlines, dimensions and information in text

No.	Intention	Indication to be made on	
		existing drawing	new drawing
4.1	Existing part to be retained	(no convention)	— thin line
4.2	Existing part to be removed		 — thin line with crosses
4.3	New part	— thick line  — line thicker than others on the drawing	— thick line
4.4	Existing dimensions and information to be retained ¹⁾	(no convention)	1370 INFORMATION
4.5	Dimensions and information to show existing parts to be removed ¹⁾	1370 — thin line through the dimension or text	1370 INFORMATION
4.6	Dimensions and information of new parts ¹⁾	1370 INFORMATION	1370 INFORMATION

1) It may be useful to differentiate between original and new dimensions and text information. This can be done by different heights or style of the numerals and text.

5 Representation of building construction and parts of buildings

No.	Intention	Indication to be made on	
		existing drawing	new drawing
5.1	Existing part to be retained	(no convention)	
5.2	Existing part to be removed		
5.3	New part	 iTech STANDARD PREVIEW (standards.iteh.ai) SIST ISO 7518:1995 https://standards.iteh.ai/catalog/standards/sist/7518-1995/iso-7518-1995	 — hatching or shading in accordance with ISO 4069
5.4	Closing of an opening part in existing construction	 SIST ISO 7518:1995 https://standards.iteh.ai/catalog/standards/sist/7518-1995/iso-7518-1995	 — hatching or shading in accordance with ISO 4069
5.5	New opening in existing construction	NEW OPENING 	
5.6	Making good of existing construction after demolition of connected construction		
5.7	Work requiring modification of the surface layer		