

INTERNATIONAL STANDARD

ISO
7650

First edition
1987-08-01



INTERNATIONAL ORGANIZATION FOR STANDARDIZATION
ORGANISATION INTERNATIONALE DE NORMALISATION
МЕЖДУНАРОДНАЯ ОРГАНИЗАЦИЯ ПО СТАНДАРТИЗАЦИИ

Commercial vehicles and buses — Mounting dimensions for starter motors of types 1, 2, 3 and 4

Véhicules utilitaires et autobus — Dimensions de montage des démarreurs de types 1, 2, 3 et 4

ITeH STANDARD PREVIEW
(standards.iteh.ai)

ISO 7650:1987

<https://standards.iteh.ai/catalog/standards/sist/977de7c0-da42-43b1-a169-7bd7758656fd/iso-7650-1987>

Reference number
ISO 7650: 1987 (E)

Foreword

ISO (the International Organization for Standardization) is a worldwide federation of national standards bodies (ISO member bodies). The work of preparing International Standards is normally carried out through ISO technical committees. Each member body interested in a subject for which a technical committee has been established has the right to be represented on that committee. International organizations, governmental and non-governmental, in liaison with ISO, also take part in the work.

Draft International Standards adopted by the technical committees are circulated to the member bodies for approval before their acceptance as International Standards by the ISO Council. They are approved in accordance with ISO procedures requiring at least 75 % approval by the member bodies voting.

International Standard ISO 7650 was prepared by Technical Committee ISO/TC 22, *Road vehicles*.

Users should note that all International Standards undergo revision from time to time and that any reference made herein to any other International Standard implies its latest edition, unless otherwise stated.

Commercial vehicles and buses — Mounting dimensions for starter motors of types 1, 2, 3 and 4

iTeh STANDARD PREVIEW
(standards.iteh.ai)

1 Scope and field of application

This International Standard lays down the mounting dimensions for interchangeability of starter motors mounted on internal combustion engines in commercial vehicles and buses.

It applies to starter motors, types 1, 2, 3 and 4, sizes "A" and "B"; it may be used for other engine applications where no specific standards exist.

2 Reference

ISO 8123, *Road vehicles — Starter pinions of diametral pitches.*¹⁾

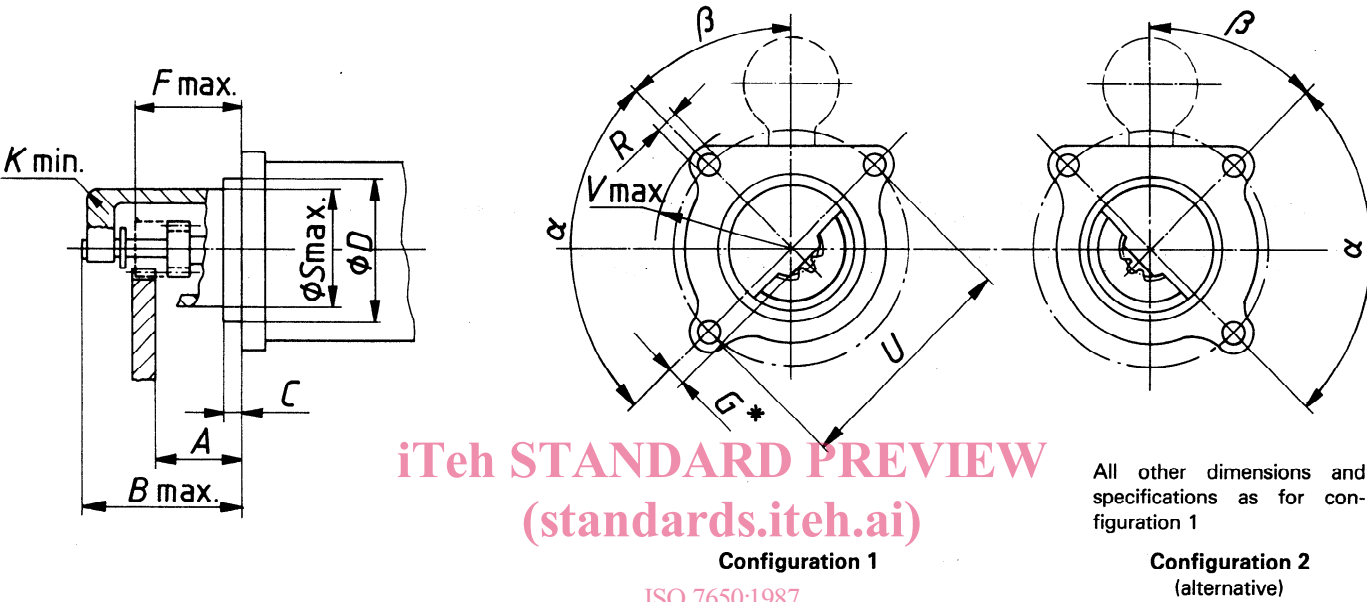
¹⁾ At present at the stage of draft.

3 Dimensions and tolerances

3.1 General dimensions

3.1.1 Starter motors with nose support bearing

3.1.1.1 Starter motor sizes "A" and "B", type 1



* Dimension G shall not exceed the root radius of pinion teeth (see ISO 8123).

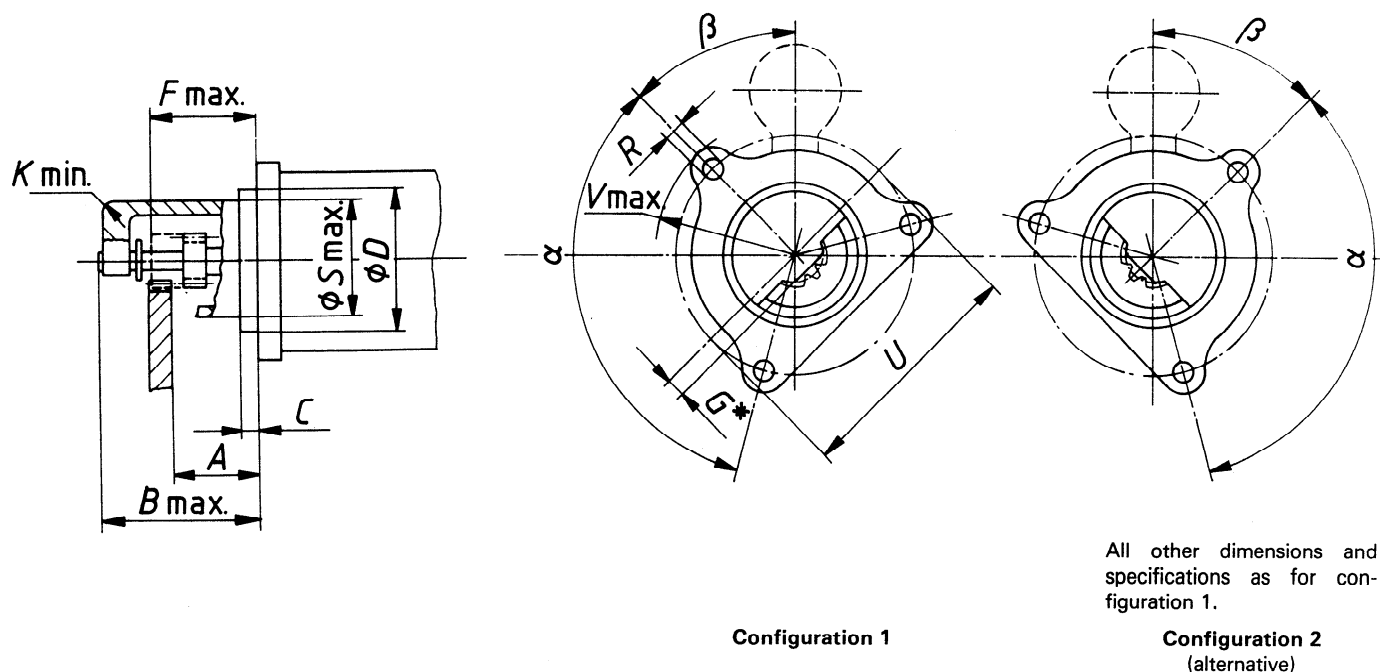
Figure 1 — Starter motor with nose support bearing, type 1

Table 1												
Dimensions in millimetres												
Dimension	A	B	C	D ¹⁾	F	K	R	S	U	V	α	β ²⁾
Size	±1	max.			max.	min.	H13	max.	±0,15	max.	±30'	±2°
A	51	98	5 to 9	89	68	6	11	D - 0,7	127	80	90°	45°
B	24	72	5 to 9	89	39	6	11	D - 0,7	127	80	90°	45°

1) Tolerance classes: see 3.2.

2) The value of angle β specified in the table is the preferred value. Other values shall be agreed between engine and starter motor manufacturers.

3.1.1.2 Starter motor sizes "A" and "B", type 2



* Dimension G shall not exceed the root radius of pinion teeth (see ISO 8123).

Figure 2 — Starter motor with nose support bearing, type 2

<https://standards.iteh.ai/catalog/standards/sist/977de7c0-da42-43b1-a169-7bd7758656fd/iso-7650-1987>

Table 2

Dimensions in millimetres

Dimension	A	B	C	$D^{1)}$	F	K	R	S	U	V	α	$\beta^{2)}$
Size	± 1	max.			max.	min.	H13	max.	$\pm 0,15$	max.	$\pm 30'$	$\pm 2^\circ$
A	51	105	5 to 9	92	75	6	13,5	$D - 0,7$	146	90	120°	45°
							17					
B	24	78	5 to 9	92	48	6	13,5	$D - 0,7$	146	90	120°	45°
							17					

1) Tolerance classes: see 3.2.

2) The value of angle β specified in the table is the preferred value. Other values shall be agreed between engine and starter motor manufacturers.

3.1.2 Starter motors without nose support bearing

3.1.2.1 Starter motor sizes "A" and "B", type 3

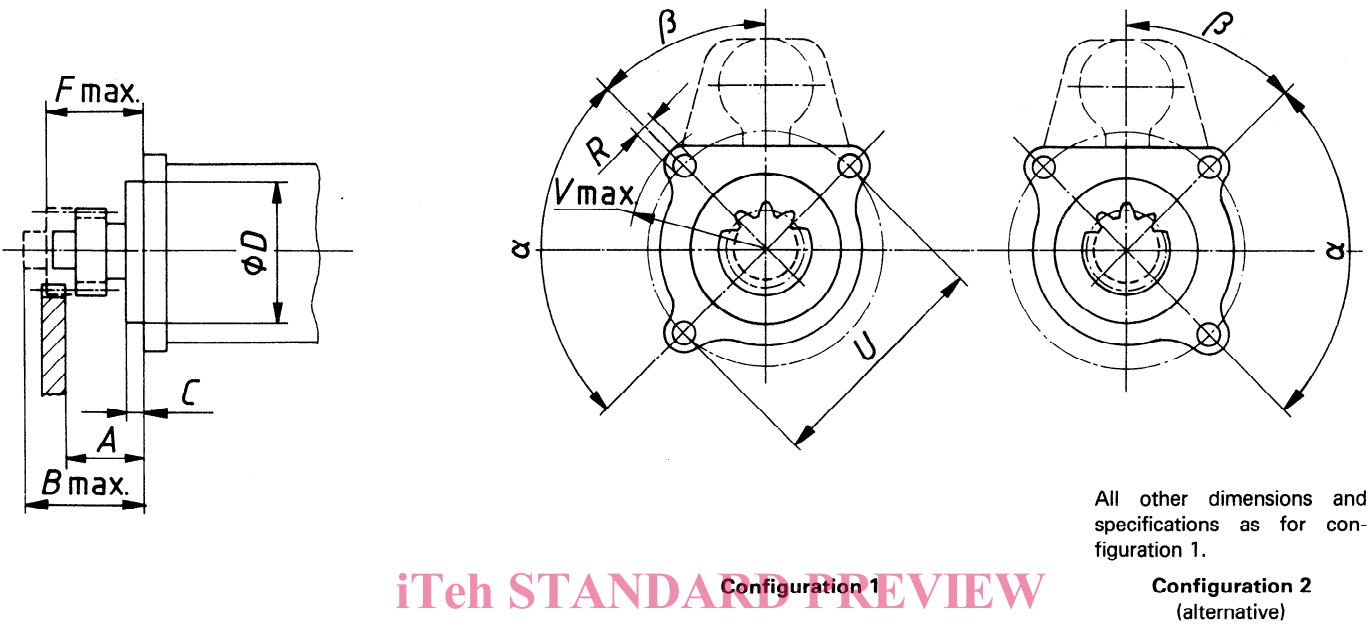


Figure 3 — Starter motor without nose support bearing, type 3

ISO 7650:1987
<https://standards.iteh.ai/catalog/standards/sist/977de7c0-da42-43b1-a169-7bd775461038/iso-7650-1987>
Table 3

Dimensions in millimetres

Dimension	A	B	C	D ¹⁾	F	R	U	V	α	β ²⁾
Size	±1	max.			max.	H13	±0,15	max.	±30'	±2°
A	51	88	5 to 9	89	75	11	127	80	90°	45°
B	24	72	5 to 9	89	48	11	127	80	90°	45°

1) Tolerance classes: see 3.2.

2) The value of angle β specified in the table is the preferred value. Other values shall be agreed between engine and starter motor manufacturers.

3.1.2.2 Starter motor sizes "A" and "B", type 4

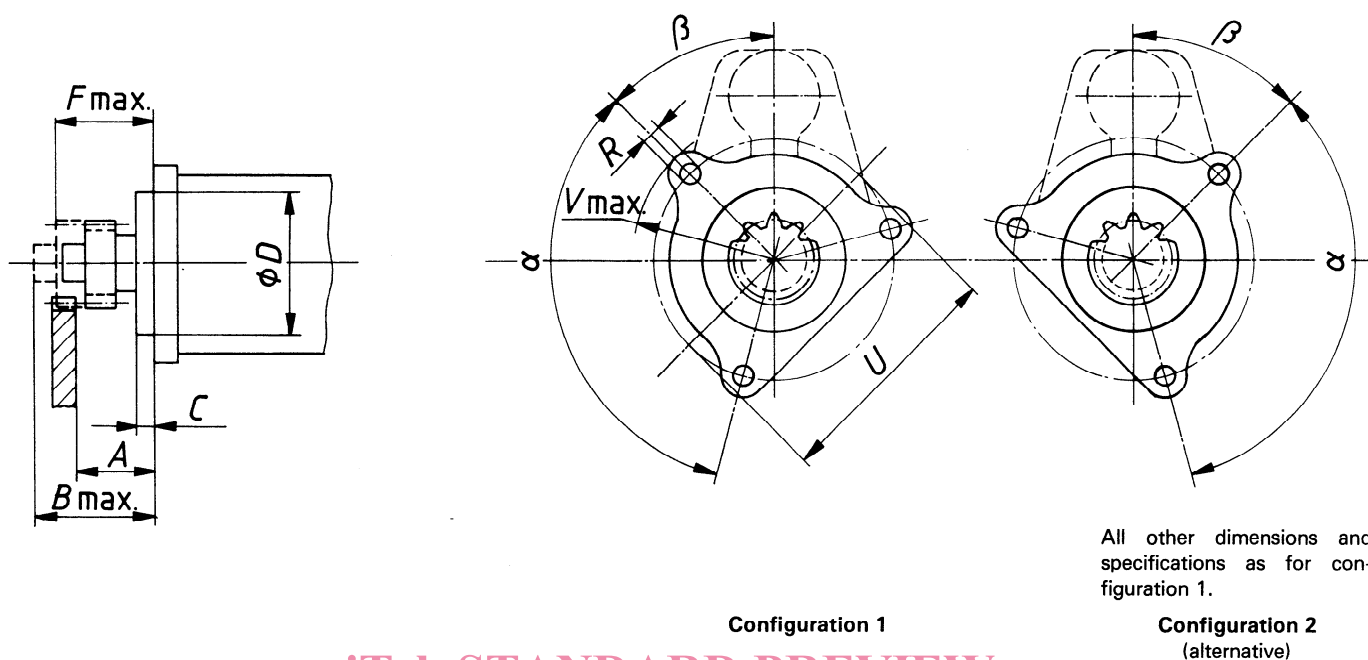


Figure 4 — Starter motor without nose support bearing, type 4

ISO 7650:1987
Table 4
<https://standards.iteh.ai/catalog/standards/sist/977de7c0-da42-43b1-a169-7bd77586566f/iso-7650-1987>

Dimensions in millimetres

Dimension Size	A	B	C	D ¹⁾	F	R	U	V	α	β ²⁾
	± 1	max.			max.	H13	$\pm 0,15$	max.	$\pm 30'$	$\pm 2^\circ$
A	51	88	5 to 9	92	75	13,5 17	146	90	120°	45°
B	24	72	5 to 9	92	48	13,5 17	146	90	120°	45°

1) Tolerance classes: see 3.2.

2) The value of angle β specified in the table is the preferred value. Other values shall be agreed between engine and starter motor manufacturers.

3.2 Tolerance classes for the starter motor spigot diameters and the corresponding engine pilot bore diameters

The tolerance classes of the starter motor spigot diameters, depending on dimension D , are as follows:

d9 for $D = 89$ mmjs9 for $D = 92$ mm

Engine manufacturers are encouraged to use the following tolerance classes for the corresponding engine pilot bore diameters:

P8 for $D = 89$ mmE8 for $D = 92$ mm

3.3 Other dimensions and specifications

Dimensions and requirements not given in this International Standard are left to the discretion of the manufacturer.

iTeh STANDARD PREVIEW
(standards.iteh.ai)

ISO 7650:1987

<https://standards.iteh.ai/catalog/standards/sist/977de7c0-da42-43b1-a169-7bd7758656fd/iso-7650-1987>

UDC 621.316.717 : 629.11

Descriptors : road vehicles, commercial road vehicles, buses, internal combustion engines, engine starters, dimensions, connecting dimensions.

Price based on 5 pages
