
International Standard



7750/2

INTERNATIONAL ORGANIZATION FOR STANDARDIZATION • МЕЖДУНАРОДНАЯ ОРГАНИЗАЦИЯ ПО СТАНДАРТИЗАЦИИ • ORGANISATION INTERNATIONALE DE NORMALISATION

Road vehicles — Air filter elements for commercial vehicles — Dimensions — Part 2: Types C and D

Véhicules routiers — Éléments de filtre à air pour véhicules utilitaires — Dimensions — Partie 2: Types C et D

First edition — 1984-11-01

iTeh STANDARD PREVIEW
(standards.iteh.ai)

[ISO 7750-2:1984](#)

<https://standards.iteh.ai/catalog/standards/sist/616eb549-fa27-4060-800b-7b304a619b4d/iso-7750-2-1984>



UDC 621.43.038.771

Ref. No. ISO 7750/2-1984 (E)

Descriptors : road vehicles, commercial road vehicles, air filters, dimensions, designation.

Foreword

ISO (the International Organization for Standardization) is a worldwide federation of national standards bodies (ISO member bodies). The work of preparing International Standards is normally carried out through ISO technical committees. Each member body interested in a subject for which a technical committee has been established has the right to be represented on that committee. International organizations, governmental and non-governmental, in liaison with ISO, also take part in the work.

Draft International Standards adopted by the technical committees are circulated to the member bodies for approval before their acceptance as International Standards by the ISO Council. They are approved in accordance with ISO procedures requiring at least 75 % approval by the member bodies voting.

International Standard ISO 7750/2 was prepared by Technical Committee ISO/TC 22, *Road vehicles*.

ITEH STANDARD PREVIEW
(standards.iteh.ai)
<https://standards.iteh.ai/catalog/standards/sist/616eb549-fa27-4060-800b-7b304a619b4d/iso-7750-2-1984>

Road vehicles — Air filter elements for commercial vehicles — Dimensions — Part 2: Types C and D

iTeh STANDARD PREVIEW
(standards.iteh.ai)

1 Scope and field of application

This part of ISO 7750 specifies the essential dimensional characteristics necessary for interchangeability of filter elements for air filters generally used in commercial vehicles.

Two element types, C and D, are specified, which differ in their design and which require different installation conditions (see annexes A and B). Types C and D are not interchangeable.

The selected sizes specified in tables 1 and 2 are based upon popular elements currently on the market.

This part of ISO 7750 may be used for other air filter applications where no specific standards exist.

2 References

ISO 7312, *Road vehicles — Air filter connections — Types A and B.*

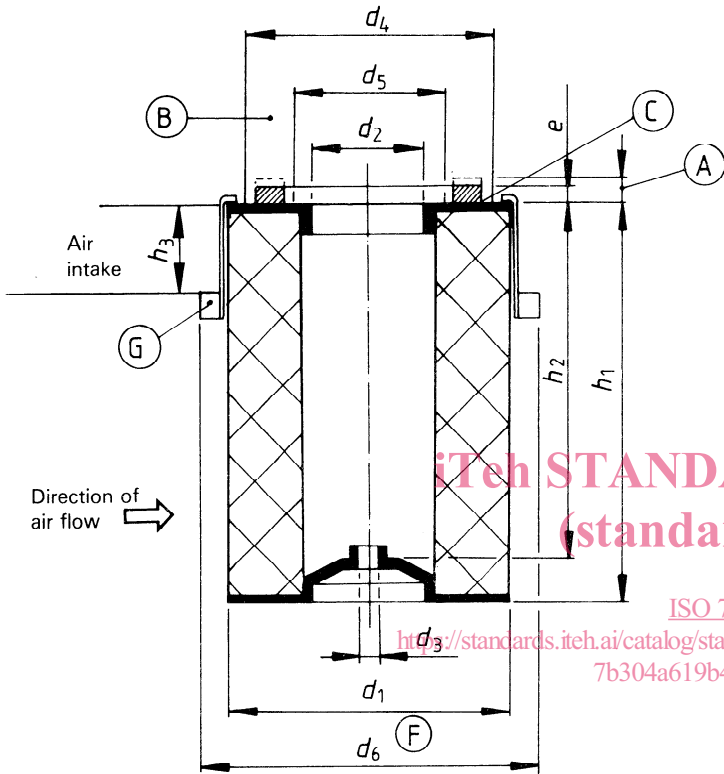
ISO 7750/1, *Road vehicles — Air filter elements for commercial vehicles — Dimensions — Part 1: Types A and B.*

3 Dimensions

3.1 Type C — Circular type with centrifuge separator incorporated

See figure 1 and table 1.

For notes on the installation, see annex A.



- (A) Free gasket height at discretion of manufacturer, depending on material and shape.
The gasket shall have sufficient compression to allow satisfactory fitting; once fitted, it shall provide a satisfactory seal during the life of the filter element.
- (B) The gasket diameter shall be included within the diameters d_4/d_5 .
- (C) Element and gasket shall be so joined as to necessitate the replacement of both parts simultaneously.
- (D) The air cleaner housing inside diameter shall be equal to $d_6 + 1,5$ to ensure correct fitting of the filter element.
- (E) Height, shape, and number of fins making up the centrifugal separator at discretion of manufacturer.

Figure 1 — Type C

Table 1 — Type C

Dimensions in millimetres

No.	d_1 max.	d_2 + 2 0	d_3 + 0,5 0	d_4 max.	d_5 min.	d_6 max.	e 0 - 1	h_1 ± 1,5	h_2 ± 2	h_3 min.
1	104	63	17	98	65	132	4,5	228	211	66
2	104	63	17	98	65	132	4,5	254	237	66
3	133	67	17	125	72	163	4,5	279	260	66
4	133	82	17	125	100	163	6	305	286	66
5	133	93	17	125	100	163	6	381	362	66
6	155	80	13,5	120	104	200	4,5	190	170	106
7	155	80	13,5	120	104	200	4,5	235	215	106
8	155	80	13,5	120	104	200	4,5	265	245	106
9	155	88	19	150	90	200	4,5	305	287	85
10	155	88	19	150	105	200	4,5	381	362	106
11	175	107	17	170	125	225	8,5	254	236	43
12	175	88	17	170	125	225	8,5	381	362	43
13	175	107	17	170	125	225	8,5	406	388	125
14	201	90	13,5	196	110	255	8,5	254	228	50
15	201	135	17	196	160	255	8,5	406	371	117
16	234	123	13,5	225	185	296	8,5	254	229	50
17	234	123	17	225	185	296	8,5	330	295	50
18	282	169	13,5	265	185	352	8,5	305	280	74
19	307	196	13,5	285	250	403	8,5	355	310	88

3.2 Type D – Circular type with closed bottom end cup

See figure 2 and table 2.

For notes on the installation, see annex B.

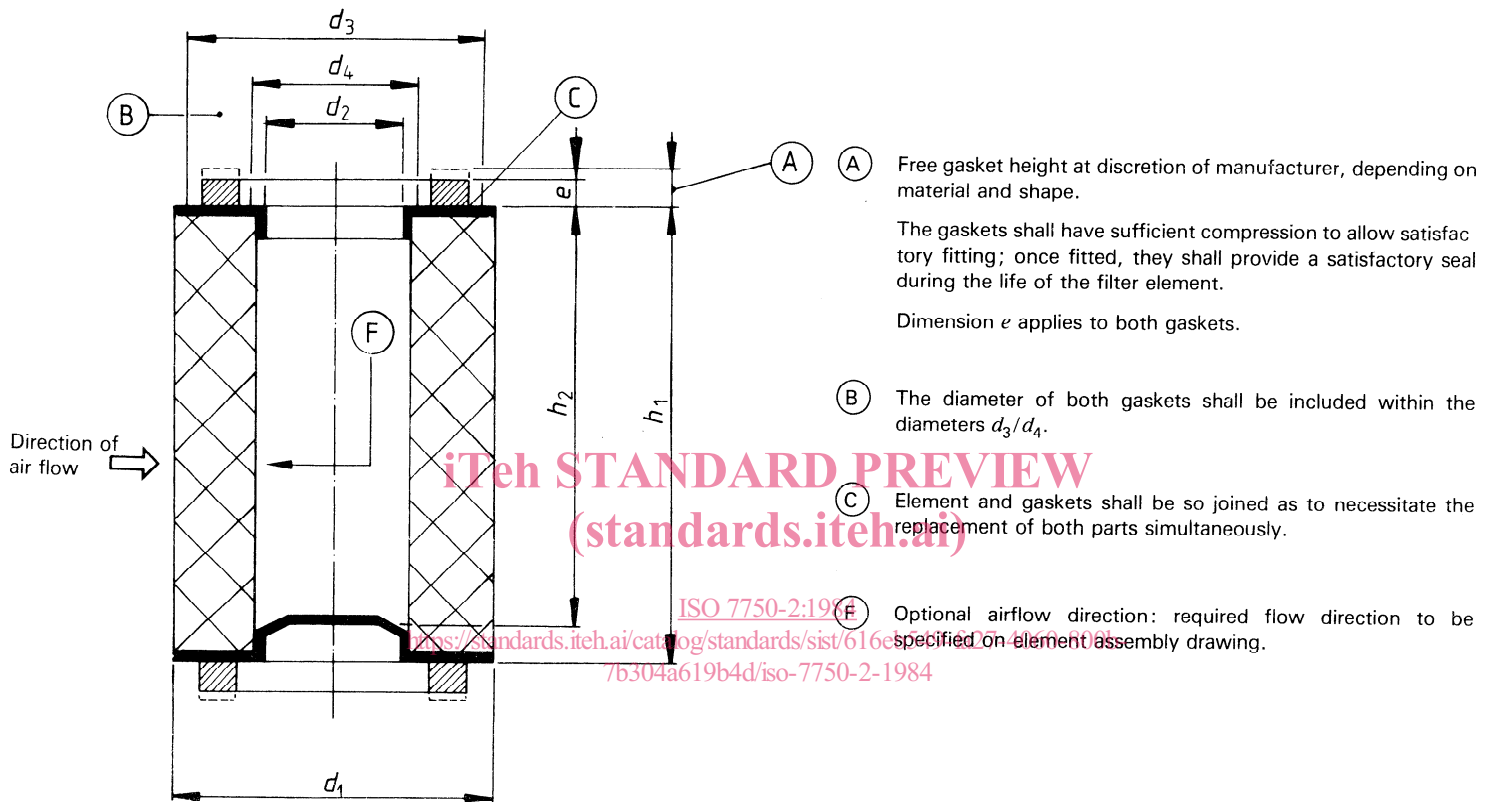


Figure 2 – Type D

Table 2 – Type D

Dimensions in millimetres

No.	d_1 max.	d_2 $+2$ 0	d_3 max.	d_4 min.	e 0 -1	h_1 $\pm 1,5$	h_2 ± 3
1	215	106	212	185	8,5	415	395
2	226	139	200	170	8,5	356	311
3	226	139	200	170	8,5	559	514
4	226	139	200	170	8,5	711	666
5	265	153	230	200	8,5	401	357
6	265	153	230	200	8,5	478	433
7	265	153	230	200	8,5	554	510
8	265	153	230	200	8,5	660	616
9	324	212	280	250	8,5	432	394
10	324	212	280	250	8,5	508	470
11	324	212	280	250	8,5	559	521
12	324	212	280	250	8,5	660	623
13	353	189	295	265	8,5	483	462
14	353	189	295	265	8,5	584	563
15	353	189	295	265	8,5	660	639

4 Designation

Example for the designation of a filter element of circular type with centrifugal separator incorporated (type C), with dimensions $d_1 = 155$ mm, $d_2 = 80$ mm and $h_1 = 235$ mm:

Filter element ISO 7750/2 - C 155 × 80 × 235

Example for the designation of a filter element of circular type with closed bottom end cup (type D), with dimensions $d_1 = 265$ mm, $d_2 = 153$ mm and $h_1 = 401$ mm:

Filter element ISO 7750/2 - D 265 × 153 × 401

Annex A

Notes on installation for type C elements

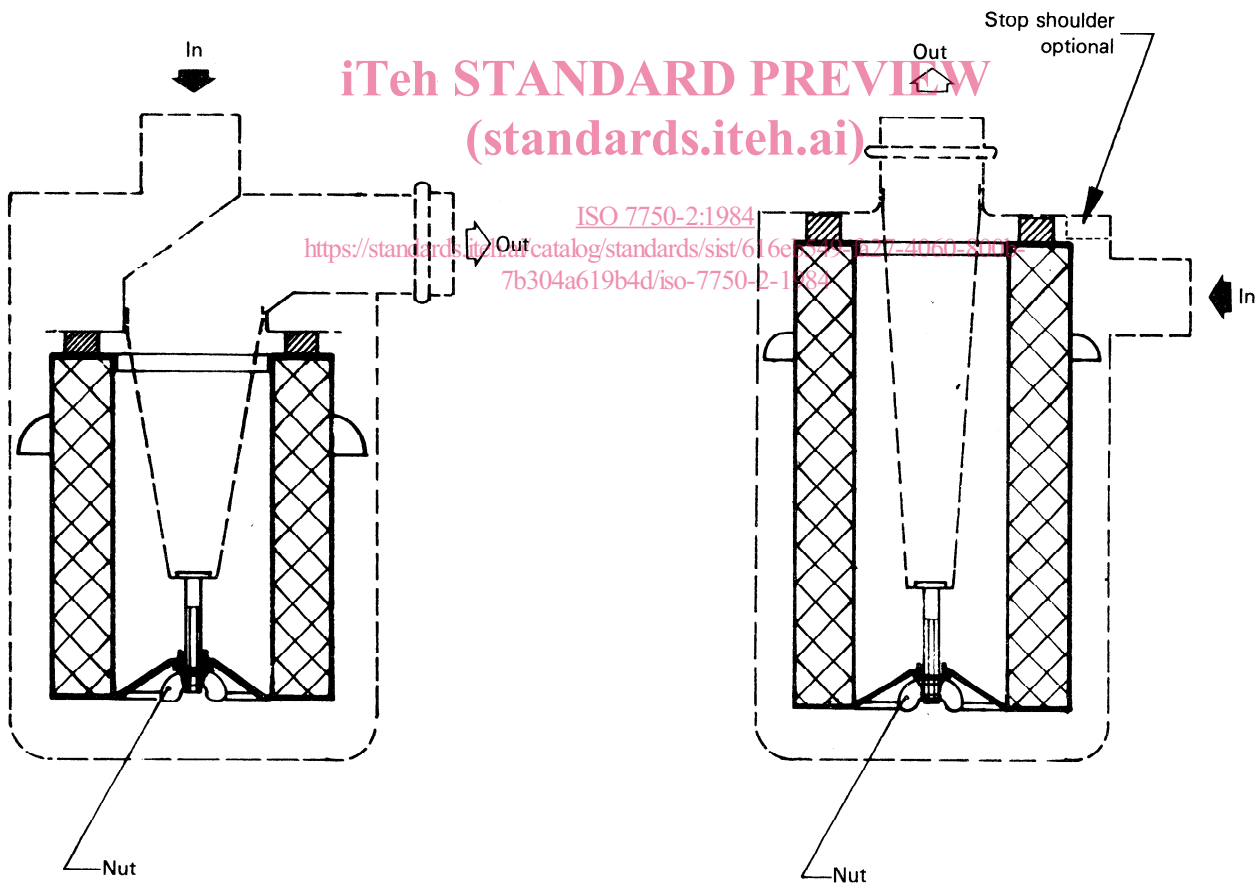


Figure 3 — Type C installation

Figure 4 — Type C installation

Figures 3 and 4 show installation situations which are typical for air filter elements of type C.

The design of the stop shoulder is optional, but it shall ensure that elements from different manufacturers are fully interchangeable.

Annex B

Notes on installation for type D elements

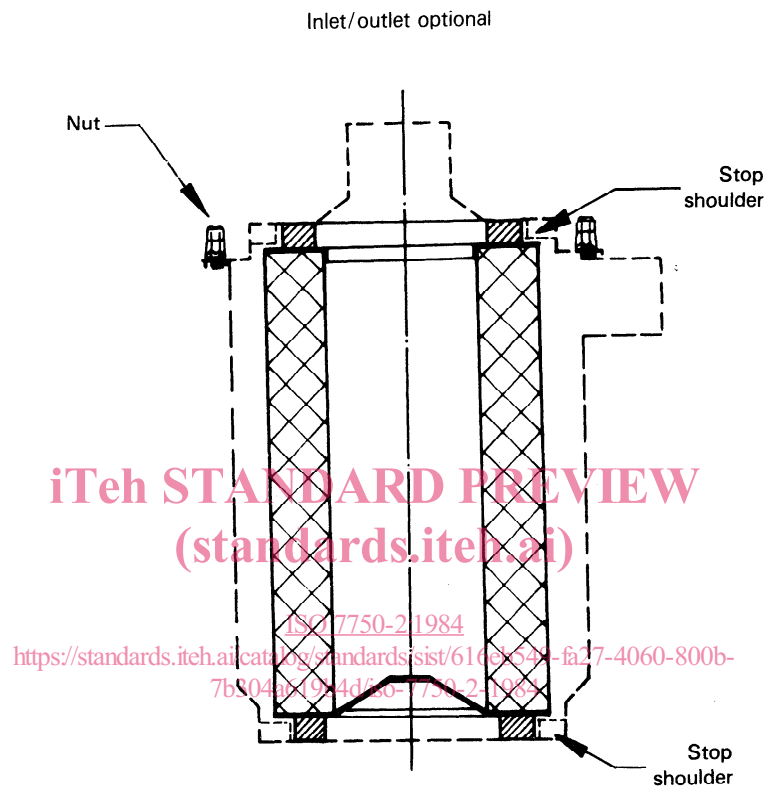


Figure 5 – Type D installation

Figure 5 shows an installation which is typical for air filter elements of type D.

The design of the stop shoulder is optional, but it shall ensure that elements from different manufacturers are fully interchangeable.

iTeh STANDARD PREVIEW
This page intentionally left blank
(standards.iteh.ai)

ISO 7750-2:1984

<https://standards.iteh.ai/catalog/standards/sist/616eb549-fa27-4060-800b-7b304a619b4d/iso-7750-2-1984>