

INTERNATIONAL STANDARD

NORME INTERNATIONALE



Digital audio – Interface for non-linear PCM encoded audio bitstreams applying IEC 60958 – Part 1: General

Audionumérique – Interface pour les flux de bits audio à codage MIC non linéaire conformément à la CEI 60958 – Partie 1: Généralités

IEC 61937-1:2007

<https://standards.iteh.ai/standards/iec/934797dc-d966-4363-9862-ae2525a26584/iec-61937-1-2007>



THIS PUBLICATION IS COPYRIGHT PROTECTED

Copyright © 2011 IEC, Geneva, Switzerland

All rights reserved. Unless otherwise specified, no part of this publication may be reproduced or utilized in any form or by any means, electronic or mechanical, including photocopying and microfilm, without permission in writing from either IEC or IEC's member National Committee in the country of the requester.

If you have any questions about IEC copyright or have an enquiry about obtaining additional rights to this publication, please contact the address below or your local IEC member National Committee for further information.

Droits de reproduction réservés. Sauf indication contraire, aucune partie de cette publication ne peut être reproduite ni utilisée sous quelque forme que ce soit et par aucun procédé, électronique ou mécanique, y compris la photocopie et les microfilms, sans l'accord écrit de la CEI ou du Comité national de la CEI du pays du demandeur.

Si vous avez des questions sur le copyright de la CEI ou si vous désirez obtenir des droits supplémentaires sur cette publication, utilisez les coordonnées ci-après ou contactez le Comité national de la CEI de votre pays de résidence.

IEC Central Office
3, rue de Varembe
CH-1211 Geneva 20
Switzerland
Email: inmail@iec.ch
Web: www.iec.ch

About the IEC

The International Electrotechnical Commission (IEC) is the leading global organization that prepares and publishes International Standards for all electrical, electronic and related technologies.

About IEC publications

The technical content of IEC publications is kept under constant review by the IEC. Please make sure that you have the latest edition, a corrigenda or an amendment might have been published.

- Catalogue of IEC publications: www.iec.ch/searchpub

The IEC on-line Catalogue enables you to search by a variety of criteria (reference number, text, technical committee,...). It also gives information on projects, withdrawn and replaced publications.

- IEC Just Published: www.iec.ch/online_news/justpub

Stay up to date on all new IEC publications. Just Published details twice a month all new publications released. Available on-line and also by email.

- Electropedia: www.electropedia.org

The world's leading online dictionary of electronic and electrical terms containing more than 20 000 terms and definitions in English and French, with equivalent terms in additional languages. Also known as the International Electrotechnical Vocabulary online.

- Customer Service Centre: www.iec.ch/webstore/custserv

If you wish to give us your feedback on this publication or need further assistance, please visit the Customer Service Centre FAQ or contact us:

Email: csc@iec.ch

Tel.: +41 22 919 02 11

Fax: +41 22 919 03 00

A propos de la CEI

La Commission Electrotechnique internationale (CEI) est la première organisation mondiale qui élabore et publie des normes internationales pour tout ce qui a trait à l'électricité, à l'électronique et aux technologies apparentées.

A propos des publications CEI

Le contenu technique des publications de la CEI est constamment revu. Veuillez vous assurer que vous possédez l'édition la plus récente, un corrigendum ou amendement peut avoir été publié.

- Catalogue des publications de la CEI: www.iec.ch/searchpub/cur_fut-f.htm

Le Catalogue en-ligne de la CEI vous permet d'effectuer des recherches en utilisant différents critères (numéro de référence, texte, comité d'études,...). Il donne aussi des informations sur les projets et les publications retirées ou remplacées.

- Just Published CEI: www.iec.ch/online_news/justpub

Restez informé sur les nouvelles publications de la CEI. Just Published détaille deux fois par mois les nouvelles publications parues. Disponible en-ligne et aussi par email.

- Electropedia: www.electropedia.org

Le premier dictionnaire en ligne au monde de termes électroniques et électriques. Il contient plus de 20 000 termes et définitions en anglais et en français, ainsi que les termes équivalents dans les langues additionnelles. Egalement appelé Vocabulaire Electrotechnique International en ligne.

- Service Clients: www.iec.ch/webstore/custserv/custserv_entry-f.htm

Si vous désirez nous donner des commentaires sur cette publication ou si vous avez des questions, visitez le FAQ du Service clients ou contactez-nous:

Email: csc@iec.ch

Tél.: +41 22 919 02 11

Fax: +41 22 919 03 00

INTERNATIONAL STANDARD

NORME INTERNATIONALE



Digital audio – Interface for non-linear PCM encoded audio bitstreams applying IEC 60958 – Part 1: General

Audionumérique – Interface pour les flux de bits audio à codage MIC non linéaire conformément à la CÉI 60958 – Partie 1: Généralités

INTERNATIONAL
ELECTROTECHNICAL
COMMISSION

COMMISSION
ELECTROTECHNIQUE
INTERNATIONALE

CONTENTS

FOREWORD.....	4
INTRODUCTION (to Amendment 1)	6
1 Scope.....	7
2 Normative references	7
3 Terms, definitions, abbreviations and presentation	7
3.1 Definitions	7
3.2 Abbreviations	9
3.3 Presentation convention	9
4 General description	9
5 Interface format	10
6 Mapping of the audio bitstream on to IEC 60958	10
6.1 Coding of the bitstream	10
6.2 Burst-payload.....	16
6.3 Stuffing	16
7 Format of data-bursts	16
7.1 Pause data-burst.....	18
7.2 Audio data-bursts	20
7.3 Null data-burst.....	20
Annex A (normative) Channel status when IEC 60958 is used in consumer applications	22
Bibliography.....	23
Figure 1 – IEC 60958 interface format	10
Figure 2 – Data-burst format.....	12
Figure 3 – Burst-preamble	12
Figure 4 – Burst-preamble with extended preamble	14
Figure 5 – Length of the burst-payload specified by Pd.....	15
Figure 6 – Burst spacing	16
Figure 7 – Flow chart of transmission of a bitstream	17
Figure 8 – Bridging gaps in-between data-bursts with three pause data-bursts	18
Figure 9 – Data-burst format of the data-type pause	19
Figure 10 – Null data-burst	20
Table 1 – Bit allocation of the IEC 60958 frame	10
Table 2 – Bit allocation of data-burst in IEC 60958 subframes	11
Table 3 – Burst-preamble words	13
Table 4 – Bit map of burst-preambles	13
Table 5 – Fields of burst-info	13
Table 6 – Burst-preamble words	14
Table 7 – Fields of Pe (extended data-type).....	14

Table 8 – Fields of Pf.....	14
Table 9 – Values of data-type-dependent info of the pause data-burst.....	20
Table 10 – Burst-payload of pause data-burst.....	20
Table 11 – Fields of a null data-burst.....	21
Table A.1 – Allocation of the channel status bits.....	22

Withdrawing

iTech Standards
(<https://standards.iteh.ai>)
Document Preview

IEC 61937-1:2007
<https://standards.iteh.ai/catalog/standards/iec/934797dc-d966-4363-9862-ae2525a26584/iec-61937-1-2007>

INTERNATIONAL ELECTROTECHNICAL COMMISSION

**DIGITAL AUDIO –
INTERFACE FOR NON-LINEAR PCM ENCODED
AUDIO BITSTREAMS APPLYING IEC 60958 –****Part 1: General****FOREWORD**

- 1) The International Electrotechnical Commission (IEC) is a worldwide organization for standardization comprising all national electrotechnical committees (IEC National Committees). The object of IEC is to promote international co-operation on all questions concerning standardization in the electrical and electronic fields. To this end and in addition to other activities, IEC publishes International Standards, Technical Specifications, Technical Reports, Publicly Available Specifications (PAS) and Guides (hereafter referred to as “IEC Publication(s)”). Their preparation is entrusted to technical committees; any IEC National Committee interested in the subject dealt with may participate in this preparatory work. International, governmental and non-governmental organizations liaising with the IEC also participate in this preparation. IEC collaborates closely with the International Organization for Standardization (ISO) in accordance with conditions determined by agreement between the two organizations.
- 2) The formal decisions or agreements of IEC on technical matters express, as nearly as possible, an international consensus of opinion on the relevant subjects since each technical committee has representation from all interested IEC National Committees.
- 3) IEC Publications have the form of recommendations for international use and are accepted by IEC National Committees in that sense. While all reasonable efforts are made to ensure that the technical content of IEC Publications is accurate, IEC cannot be held responsible for the way in which they are used or for any misinterpretation by any end user.
- 4) In order to promote international uniformity, IEC National Committees undertake to apply IEC Publications transparently to the maximum extent possible in their national and regional publications. Any divergence between any IEC Publication and the corresponding national or regional publication shall be clearly indicated in the latter.
- 5) IEC itself does not provide any attestation of conformity. Independent certification bodies provide conformity assessment services and, in some areas, access to IEC marks of conformity. IEC is not responsible for any services carried out by independent certification bodies.
- 6) All users should ensure that they have the latest edition of this publication.
- 7) No liability shall attach to IEC or its directors, employees, servants or agents including individual experts and members of its technical committees and IEC National Committees for any personal injury, property damage or other damage of any nature whatsoever, whether direct or indirect, or for costs (including legal fees) and expenses arising out of the publication, use of, or reliance upon, this IEC Publication or any other IEC Publications.
- 8) Attention is drawn to the Normative references cited in this publication. Use of the referenced publications is indispensable for the correct application of this publication.
- 9) Attention is drawn to the possibility that some of the elements of this IEC Publication may be the subject of patent rights. IEC shall not be held responsible for identifying any or all such patent rights.

This consolidated version of IEC 61937-1 consists of the second edition (2007) [documents 100/1101/CDV and 100/1192/RVC] and its amendment 1 (2011) [documents 100/1810/CDV and 100/1883/RVC]. It bears the edition number 2.1.

The technical content is therefore identical to the base edition and its amendment and has been prepared for user convenience. A vertical line in the margin shows where the base publication has been modified by amendment 1. Additions and deletions are displayed in red, with deletions being struck through.

International Standard IEC 61937-1 has been prepared by technical area 4: Digital system interfaces and protocols, of IEC technical committee 100: Audio, video and multimedia systems and equipment.

This second edition of IEC 61937-1 cancels and replaces the first edition published in 2000. This edition contains the following significant technical changes with respect to the previous edition.

- a) The data-type field in Pc is expanded from bit 0-4 to bit 0-6.
- b) A new additional definition of Pd is specified.
- c) The numbers of times for symbol frequency are changed to refer to each part of IEC 61937.
- d) The requirement for burst spacing is changed.

The bilingual version (2011-04) corresponds to the monolingual English version, published in 2007-01.

The French version of this standard has not been voted upon.

This publication has been drafted in accordance with the ISO/IEC Directives, Part 2.

The list of all the parts of IEC 61937, under the general title *Digital audio – Interface for non-linear PCM encoded audio bitstreams applying IEC 60958* can be found on the IEC website.

The committee has decided that the contents of the base publication and its amendments will remain unchanged until the stability date indicated on the IEC web site under "http://webstore.iec.ch" in the data related to the specific publication. At this date, the publication will be

- reconfirmed,
- withdrawn,
- replaced by a revised edition, or
- amended.

IMPORTANT – The “colour inside” logo on the cover page of this publication indicates that it contains colours which are considered to be useful for the correct understanding of its contents. Users should therefore print this publication using a colour printer.

INTRODUCTION (to Amendment 1)

The revision of IEC 61937-1 (2007) has become necessary to specify the additional definition of length-code. Amendment 1 contains the following significant technical changes with respect to the base publication (IEC 61937-1, second edition).

- New 8-bytes unit definition of length-code is added.
- An erratum in Clause 7 as for indication of the burst-payload type is corrected.

Withdrawing

iTech Standards
(<https://standards.itih.ai>)
Document Preview

IEC 61937-1:2007
<https://standards.itih.ai/standards/iec/934797dc-d966-4363-9862-ae2525a26584/iec-61937-1-2007>

DIGITAL AUDIO – INTERFACE FOR NON-LINEAR PCM ENCODED AUDIO BITSTREAMS APPLYING IEC 60958 –

Part 1: General

1 Scope

This part of IEC 61937 applies to the digital audio interface using the IEC 60958 series for the conveying of non-linear PCM encoded audio bitstreams.

It describes the way in which this digital interface can be used in consumer applications.

The professional mode (AES/EBU) is not considered within the scope of this standard.

2 Normative references

The following referenced documents are indispensable for the application of this document. For dated references, only the edition cited applies. For undated references, the latest edition of the referenced document (including any amendments) applies.

IEC 60958 (all parts), *Digital audio interface*

IEC 61937 (all parts), *Digital audio – Interface for non-linear PCM encoded audio bitstreams applying IEC 60958*

3 Terms, definitions, abbreviations and presentation

For the purposes of this document, the following terms, definitions, abbreviations and presentation convention apply.

3.1 Definitions

3.1.1

audio data-burst

data-burst with an encoded audio frame as burst-payload

3.1.2

audio data-word

16-bit data word

3.1.3

audio frame

fixed number of audio samples

NOTE The number of samples in an audio frame is dependent on the particular encoding system which is used to encode the audio frame into the encoded audio frame.

3.1.4

audio gap

period in the sequence of baseband audio samples where valid samples of audio are not available

3.1.5

bitstream

non-linear PCM encoded audio source, represented in a sequence of bits

NOTE In this interface the bitstream consists of a sequence of data-bursts.

3.1.6

data-burst

packet of data, including the burst-preamble, to be transmitted across the interface

3.1.7

burst-payload

information content of the data-burst

3.1.8

burst-preamble

header for the data-burst, containing synchronization, and information about the data contained in the burst-payload

3.1.9

data-type

reference to the type of payload of the data-bursts

3.1.10

encoded audio frame

minimum decodable unit of an encoded data sequence

NOTE Each encoded audio frame is the encoded representation of a fixed number of audio samples (for each original audio channel). The number of samples which are encoded into an encoded audio frame depends on the particular encoding system which is used to encode the audio frame into the encoded audio frame.

3.1.11

idle

state in which the interface is not used to convey any sequence of data-bursts or PCM data

NOTE The channel status data is still active (bit b1 is set to '1' when further non-linear PCM encoded audio is anticipated; see Figure 7).

3.1.12

length-code

code indicating the length of the data-burst-payload in bits, ~~or~~ bytes **or 8-bytes unit**

3.1.13

repetition period

period between the reference point of the current data-burst and the reference point of the immediately following data-burst of the same data-type

3.1.14

sampling frequency

sampling frequency of the encoded PCM audio samples (i.e. before encoding and after decoding)

3.1.15

sampling period

time period related to the sampling frequency of the PCM audio samples, represented in the encoded bitstream

3.1.16

stuffing

occupying the unused data capacity of the interface

3.1.17**stuffing subframe**

occupying the unused data capacity in 16-bit audio data words

3.1.18**stream gap**

period within the encoded audio bitstream without any audio frame; a discontinuity in the bitstream

NOTE Typically, a stream gap will occur between encoded audio frames.

3.2 Abbreviations**3.2.1****MPEG**

Moving Pictures Expert Group, a joint committee of ISO and IEC

3.2.2**SMPTE**

The Society of Motion Picture and Television Engineers

3.2.3**ETSI**

European Telecommunication Standards Institute

3.2.4**ATSC**

Advanced Television Standards Committee

3.3 Presentation convention**F872h**

Value 'F872' in hexadecimal format

4 General description

The format of the IEC 60958 interface consists of a sequence of IEC 60958 subframes. Each IEC 60958 subframe is normally used to carry one linear PCM sample but may also be used to convey data. The non-linear PCM encoded audio bitstreams to be transported over this interface are formed into a sequence of data-bursts.

Each data-burst consists of a 64-bit burst-preamble, followed by the burst-payload. The burst-preamble consists of a sync-word, information about the burst-payload and a bitstream number.

The interface may convey one or more bitstreams. Each type of bitstream may impose a particular requirement for the repetition period for the data-bursts that make up the bitstream (see Clause 7).

The 16 bits of a data-burst are placed in time-slots 12-27 of an IEC 60958 subframe. Both odd and even IEC 60958 subframes (ch1, ch2) are simultaneously used to carry 32 bits of data. This allows IEC 60958, in the consumer mode, to convey either two-channel linear PCM audio, or a set of non-linear PCM encoded bitstreams (alternating data words), but not both simultaneously.

5 Interface format

The interface format as defined in IEC 60958-1 and IEC 60958-3 is used.

6 Mapping of the audio bitstream on to IEC 60958

6.1 Coding of the bitstream

The non-linear PCM encoded audio bitstream is transferred using the basic 16-bit data area of the IEC 60958 subframes, i.e. in time-slots 12 to 27. Because the non-linear PCM encoded audio bitstream to be transported is at a lower data rate than that supported by the IEC 60958 interface, the audio bitstream is broken into a sequence of discrete data-bursts, and stuffing between the data-bursts is necessary (see 6.3).

Each data-burst contains data of an encoded audio frame that is the encoded representation of a fixed number of audio samples per PCM audio channel. The number of samples to be encoded into an encoded audio frame depends on the particular encoding system.

It is possible for this interface to simultaneously convey multiple non-linear PCM encoded audio bitstreams. One of the applications of this capability would be to convey both a main audio service and an associated audio service.

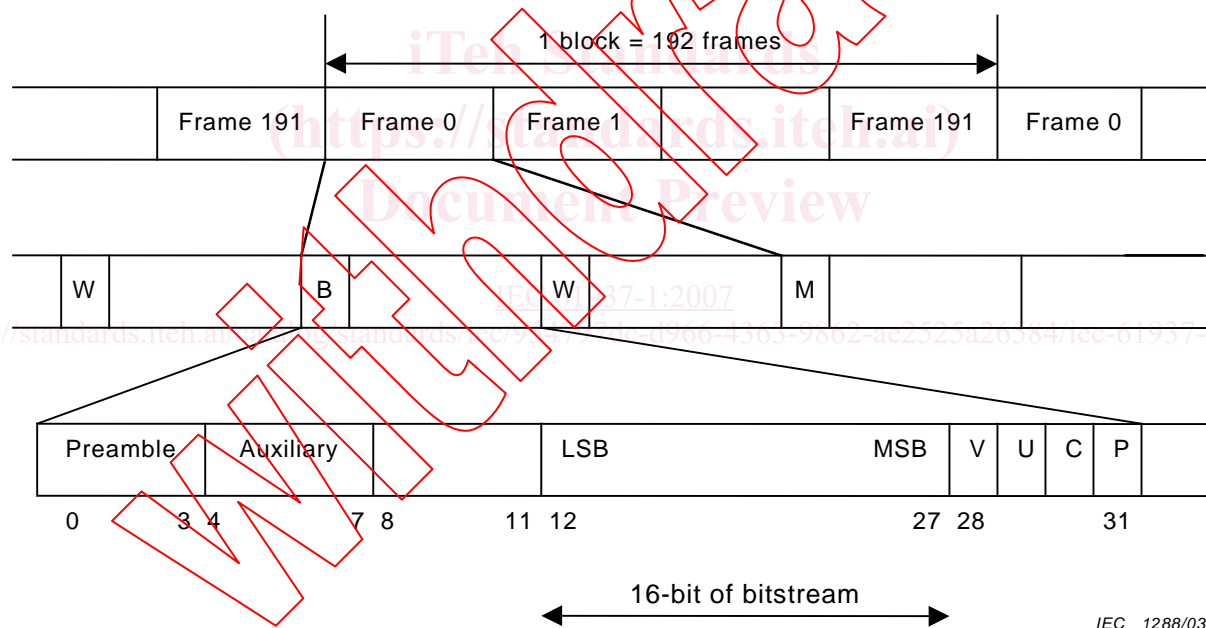


Figure 1 – IEC 60958 interface format

Table 1 – Bit allocation of the IEC 60958 frame

Field	IEC 60958 time-slot	Value
0 – 3	Preamble	IEC 60958 preamble
4 – 7	Auxiliary field	Not used, all "0"
8 – 11	Unused data bits	Not used, all "0"
12 – 27	16-bit data	Sections of the bitstream
28	Validity flag	According to IEC 60958
29	User data	According to IEC 60958
30	Channel status	According to IEC 60958
31	Parity bit	According to IEC 60958

6.1.1 Bit map of bitstream

The method of placing the data into the IEC 60958 bitstream is to format the data to be transmitted into data-bursts and to send each data-burst in a continuous sequence of IEC 60958 frames.

Table 2 – Bit allocation of data-burst in IEC 60958 subframes

Subframe	Bit of subframes				
	MSB b27	b26	b25 b14	b13	LSB b12
Frame 0; subframe B or M	0	1		14	15
Frame 0; subframe W	16	17		30	31
Frame 1; subframe B or M	32	33		46	47
Frame 1; subframe W	48	49		62	63
Frame 2; subframe B or M	64	65		78	79
-----			-----		
Last subframe B or M of data-burst	n-32	n-31		n-18	n-17
Last subframe W of data-burst	n-16	n-15		n-2	n-1

Considering the data within an IEC 60958 subframe as a 16-bit word out of a serial stream of bits, the first bit of the burst-payload in a data-burst would occupy the MSB of subframe 1 (time-slot 27), and the 32nd bit would occupy the LSB (or what would be the LSB for 16-bit PCM audio) of subframe 2 (time-slot 12). The next 32 bits of the burst-payload would occupy the next IEC 60958 frame. The last data bits of the audio data-burst might occupy only a fraction of the last frame. Any unused bits in the last frame will be ignored by the receiver. In the case where the audio data-burst contains a multiple of 16-bit, all used IEC 60958 subframes are completely filled. When it is not a multiple of 16-bit, the bits of the burst-payload to be conveyed in the last IEC 60958 subframe will be MSB aligned; the remaining bits shall be stuffed with '0's'.

6.1.2 IEC 60958 validity flag

It is recommended to set the validity bit to a logical '1'. This is intended to prevent accidental decoding of non-audio data to analogue before a complete channel status block is received.

6.1.3 IEC 60958 channel status bit 1

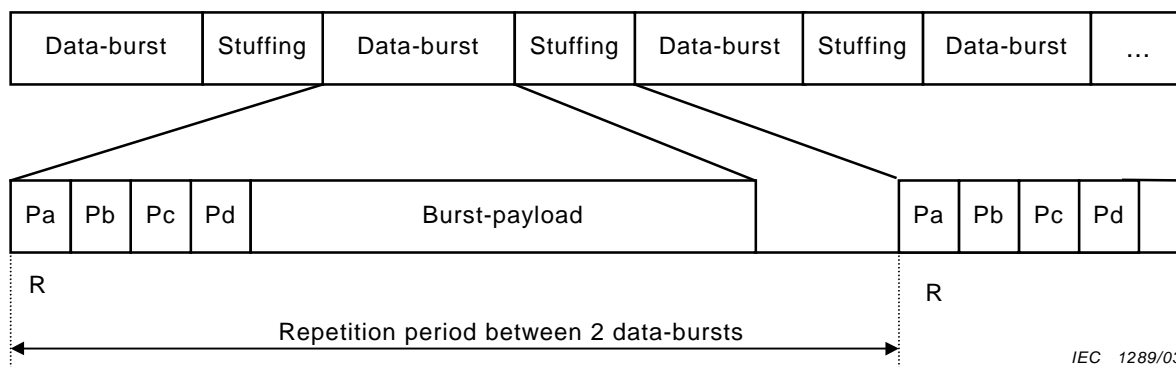
The purpose of channel status bit 1 is to indicate if IEC 60958 is used to convey linear PCM or to indicate that the interface is used for other purposes (see Annex A). This bit shall be set to '1' when IEC 60958 is used to convey non-linear PCM encoded audio bitstreams.

6.1.4 Symbol frequency

When the IEC 60958 bitstream conveys linear PCM audio, the symbol frequency is 64 times the PCM sampling frequency (32 time-slots per PCM sample, times two channels). When a non-linear PCM encoded audio bitstream is conveyed by the interface, the symbol frequency is normally 64 times the sampling rate of the encoded audio within that bitstream, and other times should be referred to each parts of IEC 61937.

6.1.5 The format of the data-bursts

Each data-burst contains a burst-preamble consisting of four 16-bit words (Pa, Pb, Pc and Pd) followed by the burst-payload which contains data of an encoded audio frame.



IEC 1289/03

Figure 2 – Data-burst format

The repetition period of these bursts is defined as the length between the reference points R (measured in IEC 60958 frames) of one data-burst and the next data-burst (with the same bit-stream-number). The data representing each individual encoded audio frame is typically specified to be packaged into a single individual data-burst, with a repetition period (measured in IEC 60958 frames) for that data-burst equal to the number of encoded audio samples of each channel contained within that encoded audio frame.

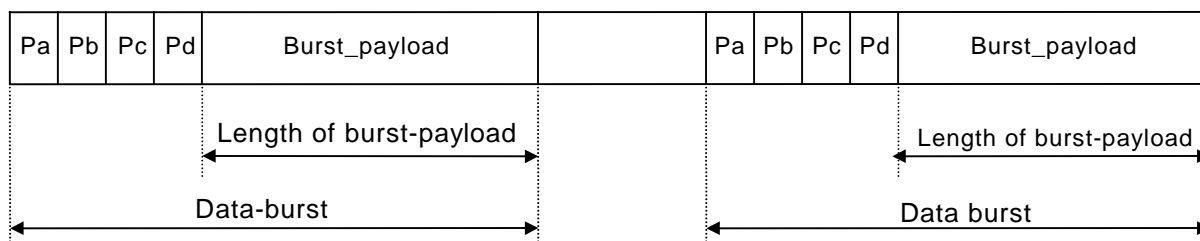
It is possible for a number of data-bursts representing multiple bitstreams to be interleaved on the interface. When more than one non-linear FCM encoded audio bitstream are transmitted through the same interface, the audio sampling rates of these bitstreams are identical to each other.

6.1.6 Burst-preamble

~~The burst-preamble consists of four mandatory fields. Pa and Pb represent a synchronization word. Pc gives information about the type of data, and some information/control for the receiver. Pd gives the length of the burst-payload, limited to 65 535 bits in the case of Pd represent bits length, or limited to 65 535 bytes in the case of Pd represent bytes length.~~

~~The burst-preamble consists of four mandatory fields. Pa and Pb represent a synchronization word. Pc gives information about the type of data, and some information/control for the receiver. Pd gives the length of the burst-payload, limited to 65 535 bits in the case of Pd represent bits length, limited to 65 535 bytes in the case of Pd represent bytes length or limited to 524 280 bytes in the case of Pd represent 8-bytes unit length.~~

The four preamble words are contained in two sequential IEC 60958 frames. The frame beginning the data-burst contains preamble word Pa in subframe 1, and Pb in subframe 2. The next frame contains Pc in subframe 1 and Pd in subframe 2. When placed into an IEC 60958 subframe, the MSB of a 16-bit burst-preamble word is placed into time-slot 27 and the LSB is placed into time-slot 12.



IEC 1290/03

Figure 3 – Burst-preamble