

INTERNATIONAL STANDARD

ISO 8092-1

First edition
1989-07-01

Road vehicles — Flat, quick-connect terminations —

Part 1: Tabs for single pole connections

iTeh STANDARD PREVIEW

(standards.iteh.ai)
Véhicules routiers — Connexions rapides à languette plate —

Partie 1: Languettes pour raccordements unipolaires

ISO 8092-1:1989

<https://standards.iteh.ai/catalog/standards/sist/427210e6-3f28-422d-a02a-cecedfaca3ee/iso-8092-1-1989>



Reference number
ISO 8092-1: 1989 (E)

Foreword

ISO (the International Organization for Standardization) is a worldwide federation of national standards bodies (ISO member bodies). The work of preparing International Standards is normally carried out through ISO technical committees. Each member body interested in a subject for which a technical committee has been established has the right to be represented on that committee. International organizations, governmental and non-governmental, in liaison with ISO, also take part in the work. ISO collaborates closely with the International Electrotechnical Commission (IEC) on all matters of electrotechnical standardization.

Draft International Standards adopted by the technical committees are circulated to the member bodies for approval before their acceptance as International Standards by the ISO Council. They are approved in accordance with ISO procedures requiring at least 75 % approval by the member bodies voting.

International Standard ISO 8092-1 was prepared by Technical Committee ISO/TC 22, *Road vehicles*.

ISO 8092 consists of the following parts, under the general title *Road vehicles — Flat, quick-connect terminations*:
<https://standards.iso.org/standards/catalog/standards/sist/427210e6-3f28-422d-a02a-3cecd6aca3ee/iso-8092-1-1989>

- *Part 1: Tabs for single pole connections*
- *Part 2: Tests and performance requirements for single pole connections*

Annex A of this part of ISO 8092 is for information only.

Road vehicles — Flat, quick-connect terminations —

Part 1:

Tabs for single pole connections

1 Scope

This part of ISO 8092 lays down the dimensions, configuration, material and plating of tabs for electrical single pole connections in road vehicles, which can be fitted into female connectors such as those given as examples in annex A.

This part of ISO 8092 applies to single pole flat, quick-connect terminations used to connect electrical equipment to the electrical harness, and/or to connect conductors of the electrical on-board system of road vehicles with a nominal voltage of 6 V, 12 V or 24 V.

2 Normative reference

The following standard contains provisions which, through reference in this text, constitute provisions of this part of ISO 8092. At the time of publication, the edition indicated was valid. All standards are subject to revision, and parties to agreements based on this part of ISO 8092 are encouraged to investigate the possibility of applying the most recent edition of the standard indicated below. Members of IEC and ISO maintain registers of currently valid International Standards.

ISO 8092-2: 1988, *Road vehicles — Flat, quick-connect terminations — Part 2: Test and performance requirements for single pole connections.*

3 Definitions

3.1 quick-connect termination: Electrical connection consisting of a tab and a female connector which can be readily inserted and withdrawn without use of tools.

3.2 tab: That part of a quick-connect termination which is pushed into a female connector, forming an electrical connection.

3.3 female connector: That part of a quick-connect termination which receives the tab, forming an electrical connection.

3.4 detent: Hole in the male tab, which engages a raised portion on the female connector, thus providing a latch for the mating parts.

NOTE — A tab without hole requires external means of retention to the mating part.

4 Dimensional requirements

The tabs shall conform to the dimensions given in table 1 and figure 1.

NOTE — Details not specified are left to the manufacturer's choice.

5 Material and surface treatment

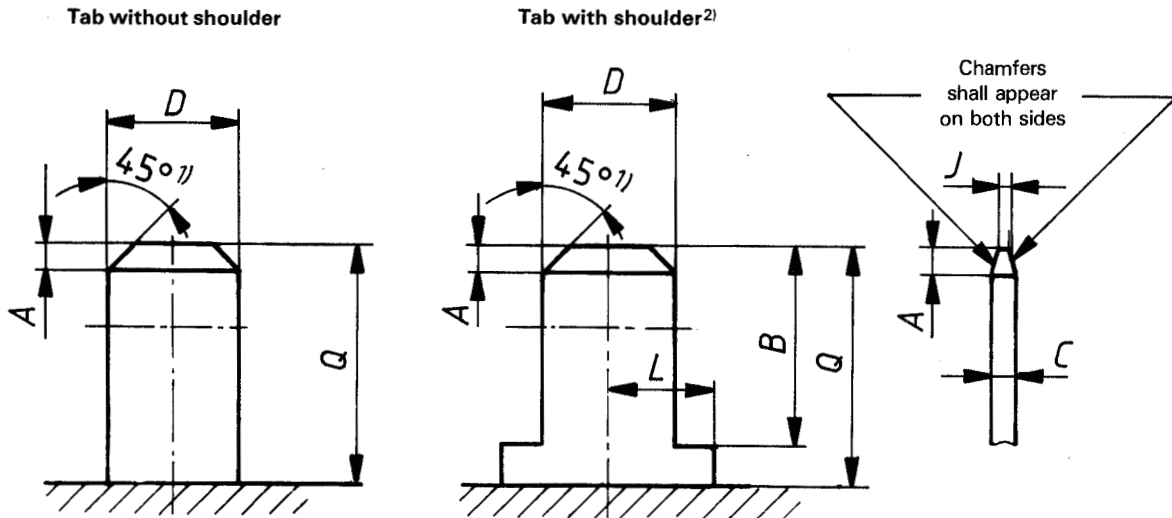
The material and surface treatment of tabs shall be in conformity with the mechanical and electrical performance requirements specified in ISO 8092-2.

6 Marking

Tabs, where possible, shall have the following information clearly and indelibly marked upon them:

Trade-mark (manufacturer's name or trade-mark)

NOTE — This marking also applies to female connectors.

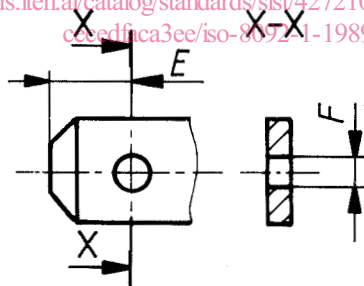


iTeh STANDARD PREVIEW
(standards.iteh.ai)

Additional dimensions
 for tabs with a hole

ISO 8092-1:1989

<https://standards.iteh.ai/catalog/standards/sist/427210e6-3f28-422d-a02a-c0cedfca3ee/iso-8092-1-1989>



- 1) Bevel $A \times 45^\circ$ need not be a straight line but shall not be a concave curve if it is within the confines shown; it may be a radius of A .
- 2) Tabs with one shoulder are optional.

Figure 1 — Tab dimensions

Table 1 — Tab dimensions
Dimensions in millimetres

| Size | D | | C | | B | | Q | | A | | J | | L | | E with hole | | F | |
|-----------|------|------|--------------|--------------|------|------|------|------|------------|------------|------------|------|------|------|-------------|------|------|------|
| | max. | min. | max. | min. | max. | min. | max. | min. | max. | min. | max. | min. | max. | min. | max. | min. | max. | min. |
| 2,8 × 0,8 | 2,9 | 2,7 | 0,54 0,84 | 0,47 0,77 | 7,3 | 7 | — | 8,1 | 0,6 0,3 | 0,3 0,5 | 0,1 0,3 | 2,3 | 2 | 1,8 | 1,3 | 1,3 | 1,1 | |
| 4,8 × 0,8 | 4,9 | 4,7 | 0,54 0,84 | 0,47 0,77 | 6,5 | 6,2 | — | 8 | 0,9 0,6 | 0,3 0,5 | 0,1 0,3 | 3,5 | 3 | 3,4 | 3 | 1,5 | 1,3 | |
| 6,3 × 0,8 | 6,4 | 6,2 | 0,84 | 0,77 | 8,1 | 7,8 | — | 10,1 | 1,0 | 0,5 | 0,3 | 4,7 | 3,7 | 4,7 | 4 | 2 | 1,6 | |
| 9,5 × 1,2 | 9,6 | 9,4 | 1,23 | 1,17 | 12,5 | 12 | — | 14,5 | 1,3 | 0,7 | 0,5 | 6,5 | 5,5 | 5,5 | 4,5 | 2 | 1,7 | |

1) Non-preferred tab thickness.

7 Designation

Tabs in accordance with this International Standard shall be designated as follows.

EXAMPLE Tab ISO 8092 1H 6,3 × 0,8

Description _____

International Standard number _____

Tab size _____

Tab type: _____

first digit:

- 1 = tab with one shoulder
- 2 = tab with two shoulders
- 0 = tab without shoulder

second digit:

- H = tab with hole
- N = tab without hole

STANDARD PREVIEW
(standards.iteh.ai)
ISO 8092-1:1989
https://standards.iteh.ai/catalog/standards/sist/427210e6-3f28-422d-a02a-ccedfca3ee/iso-8092-1-1989

Annex A (informative)

Examples of single pole female connectors

This annex shows examples of single pole female connector designs and reference dimensions. All other designs that meet the performance requirements specified in ISO 8092-2 are acceptable.

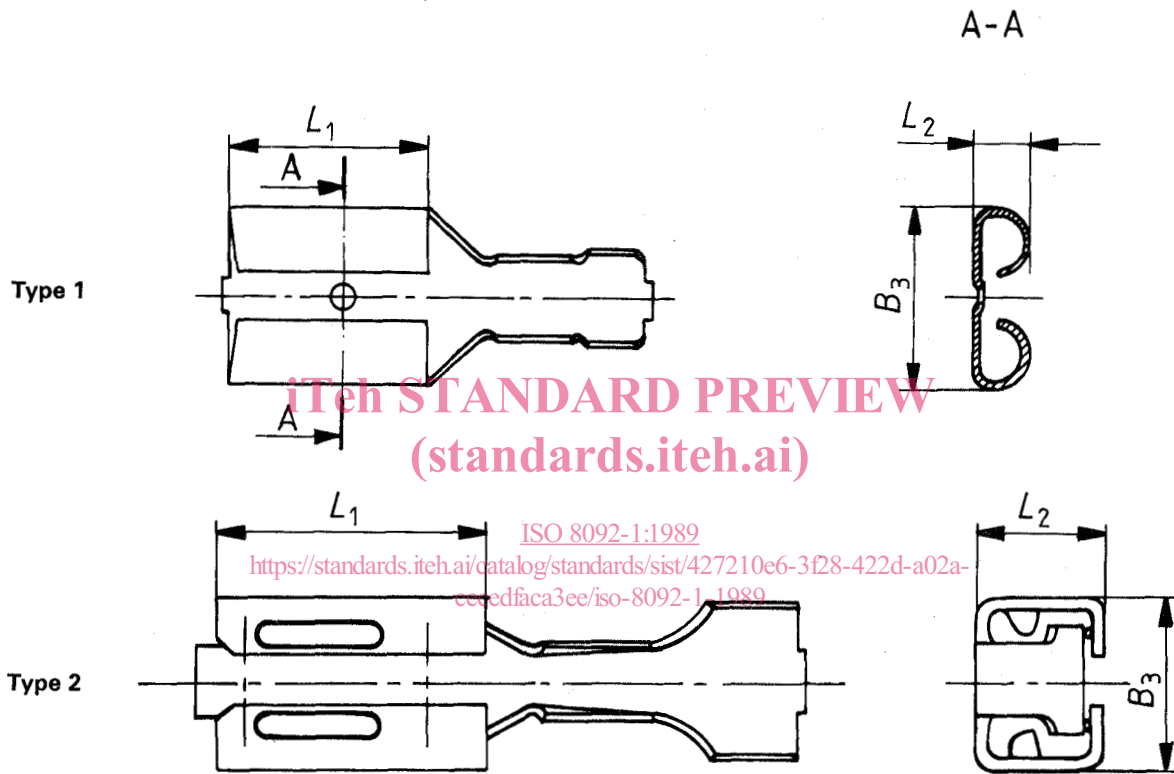


Figure A.1 — Typical forms

Table A.1 — Dimensions

Dimensions in millimetres

| Size | Type | L_1 | L_2 | B_3 |
|------|------|-------|-------|-------|
| 2,8 | 1 | 6,4 | 2,2 | 3,8 |
| | 2 | 8,9 | 4,6 | 3,9 |
| 4,8 | 1 | 6,4 | 2,5 | 5,8 |
| | 2 | 8,9 | 4,2 | 5,6 |
| 6,3 | 1 | 7,8 | 3,2 | 7,7 |
| | 2 | 8,9 | 4,2 | 7,2 |
| 9,5 | 1 | 12 | 3,8 | 11 |
| | 2 | — | — | — |

iTeh STANDARD PREVIEW
(standards.iteh.ai)

ISO 8092-1:1989

<https://standards.iteh.ai/catalog/standards/sist/427210e6-3f28-422d-a02a-cccedfaca3ee/iso-8092-1-1989>

iTeh STANDARD PREVIEW
(standards.iteh.ai)

ISO 8092-1:1989

<https://standards.iteh.ai/catalog/standards/sist/427210e6-3f28-422d-a02a-cccedfaca3ee/iso-8092-1-1989>

UDC 629.11.066

Descriptors : road vehicles, electric connections, electric connectors, dimensions, designation, marking.

Price based on 4 pages
