

INTERNATIONAL STANDARD

NORME INTERNATIONALE

Sound system equipment –
Part 7: Headphones and earphones

STANDARD PREVIEW
(standards.iteh.ai)

Équipements pour systèmes électroacoustiques –
Partie 7: Casques et écouteurs

<https://standards.iteh.ai/catalog/standards/sist/16addb48-da0a-4554-8389-a34a5125132f/iec-60268-7-2010>





THIS PUBLICATION IS COPYRIGHT PROTECTED

Copyright © 2010 IEC, Geneva, Switzerland

All rights reserved. Unless otherwise specified, no part of this publication may be reproduced or utilized in any form or by any means, electronic or mechanical, including photocopying and microfilm, without permission in writing from either IEC or IEC's member National Committee in the country of the requester. If you have any questions about IEC copyright or have an enquiry about obtaining additional rights to this publication, please contact the address below or your local IEC member National Committee for further information.

Droits de reproduction réservés. Sauf indication contraire, aucune partie de cette publication ne peut être reproduite ni utilisée sous quelque forme que ce soit et par aucun procédé, électronique ou mécanique, y compris la photocopie et les microfilms, sans l'accord écrit de l'IEC ou du Comité national de l'IEC du pays du demandeur. Si vous avez des questions sur le copyright de l'IEC ou si vous désirez obtenir des droits supplémentaires sur cette publication, utilisez les coordonnées ci-après ou contactez le Comité national de l'IEC de votre pays de résidence.

IEC Central Office
3, rue de Varembe
CH-1211 Geneva 20
Switzerland

Tel.: +41 22 919 02 11
info@iec.ch
www.iec.ch

About the IEC

The International Electrotechnical Commission (IEC) is the leading global organization that prepares and publishes International Standards for all electrical, electronic and related technologies.

About IEC publications

The technical content of IEC publications is kept under constant review by the IEC. Please make sure that you have the latest edition, a corrigendum or an amendment might have been published.

IEC publications search - webstore.iec.ch/advsearchform

The advanced search enables to find IEC publications by a variety of criteria (reference number, text, technical committee, ...). It also gives information on projects, replaced and withdrawn publications.

IEC online collection - oc.iec.ch

Discover our powerful search engine and read freely all the publications previews. With a subscription you will always have access to up to date content tailored to your needs.

IEC Just Published - webstore.iec.ch/justpublished

Stay up to date on all new IEC publications. Just Published details all new publications released. Available online and once a month by email.

Electropedia - www.electropedia.org

The world's leading online dictionary on electrotechnology, containing more than 22 000 terminological entries in English and French, with equivalent terms in 18 additional languages. Also known as the International Electrotechnical Vocabulary (IEV) online

IEC Customer Service Centre - webstore.iec.ch/csc

If you wish to give us your feedback on this publication or need further assistance, please contact the Customer Service Centre: sales@iec.ch.

A propos de l'IEC

La Commission Electrotechnique Internationale (IEC) est la première organisation mondiale qui élabore et publie des Normes internationales pour tout ce qui a trait à l'électricité, à l'électronique et aux technologies apparentées.

A propos des publications IEC

Le contenu technique des publications IEC est constamment revu. Veuillez vous assurer que vous possédez l'édition la plus récente, un corrigendum ou amendement peut avoir été publié.

Recherche de publications IEC -

webstore.iec.ch/advsearchform

La recherche avancée permet de trouver des publications IEC en utilisant différents critères (numéro de référence, texte, comité d'études, ...). Elle donne aussi des informations sur les projets et les publications remplacées ou retirées.

IEC online collection - oc.iec.ch

Découvrez notre puissant moteur de recherche et consultez gratuitement tous les aperçus des publications. Avec un abonnement, vous aurez toujours accès à un contenu à jour adapté à vos besoins.

IEC Just Published - webstore.iec.ch/justpublished

Restez informé sur les nouvelles publications IEC. Just Published détaille les nouvelles publications parues. Disponible en ligne et une fois par mois par email.

Electropedia - www.electropedia.org

Le premier dictionnaire d'électrotechnologie en ligne au monde, avec plus de 22 000 articles terminologiques en anglais et en français, ainsi que les termes équivalents dans 16 langues additionnelles. Egalement appelé Vocabulaire Electrotechnique International (IEV) en ligne.

Service Clients - webstore.iec.ch/csc

Si vous désirez nous donner des commentaires sur cette publication ou si vous avez des questions contactez-nous: sales@iec.ch.



IEC 60268-7

Edition 3.0 2010-01

INTERNATIONAL STANDARD

NORME INTERNATIONALE

Sound system equipment –
Part 7: Headphones and earphones

Équipements pour systèmes électroacoustiques –
Partie 7: Casques et écouteurs

ITeH STANDARD PREVIEW
(standards.iteh.ai)

<https://standards.iteh.ai/catalog/standards/sist/16addb48-da0a-4554-8389-a34a5125132f/iec-60268-7-2010>

INTERNATIONAL
ELECTROTECHNICAL
COMMISSION

COMMISSION
ELECTROTECHNIQUE
INTERNATIONALE

ICS 33.160.50

ISBN 978-2-8322-9436-9

**Warning! Make sure that you obtained this publication from an authorized distributor.
Attention! Veuillez vous assurer que vous avez obtenu cette publication via un distributeur agréé.**

CONTENTS

FOREWORD.....	4
1 Scope.....	6
2 Normative references	6
3 Terms and definitions	7
4 Classification, designation and coding.....	9
5 Marking of terminals, controls and polarity.....	13
6 User instructions	13
7 Conditions for specifications and measurements	14
7.1 Rated conditions	14
7.2 Standard conditions for measurement	15
7.3 Couplers and ear simulators.....	15
7.4 Measurement conditions for simulated programme signal.....	15
7.5 Loudness comparison conditions.....	16
7.5.1 General	16
7.5.2 Free-field comparison conditions	16
7.5.3 Diffuse-field comparison conditions	17
7.6 Ear canal sound pressure level measurement.....	17
8 Characteristics to be specified and their methods of measurement.....	17
8.1 Power supply.....	17
8.2 Electrical impedance	17
8.2.1 Rated impedance	17
8.2.2 Impedance/frequency characteristic.....	18
8.2.3 Rated source impedance	18
8.3 Input voltage	18
8.3.1 Rated source e.m.f.	18
8.3.2 Limiting values of input voltage.....	18
8.3.3 Characteristic voltage.....	19
8.3.4 Simulated programme signal characteristic voltage	20
8.3.5 Simulated programme signal characteristic voltage corrected by A-weighting characteristics and free-field response compensation.....	20
8.3.6 Protective devices	21
8.4 Input power	21
8.5 Sound pressure (level)	22
8.5.1 General	22
8.5.2 Characteristics to be specified	22
8.5.3 Method of measurement	22
8.6 Frequency response.....	23
8.6.1 General	23
8.6.2 Coupler or ear simulator (including HATS) frequency response	23
8.6.3 Free-field comparison frequency response	24
8.6.4 Diffuse-field comparison frequency response.....	25
8.6.5 Free-field and diffuse-field ear canal sound pressure level frequency responses.....	25
8.6.6 Rated frequency range	27
8.7 Amplitude non-linearity.....	27
8.7.1 General	27
8.7.2 Harmonic distortion	27

8.7.3	Modulation distortion	28
8.7.4	Difference-frequency distortion	28
8.8	Rated climatic conditions	29
8.9	External electric and/or magnetic field	29
8.9.1	Characteristics to be specified	29
8.9.2	Method of measurement	29
8.10	Unwanted sound radiation	29
8.10.1	Characteristic to be specified	29
8.10.2	Method of measurement	30
8.11	Sound attenuation	30
8.11.1	Characteristic to be specified	30
8.11.2	Method of measurement	30
8.12	Crosstalk attenuation for multi-channel headphones	30
8.12.1	Characteristic to be specified	30
8.12.2	Method of measurement	30
8.13	Application force	30
8.13.1	Characteristic to be specified	30
8.13.2	Method of measurement	30
8.14	Physical characteristics, cables and connectors	31
8.14.1	Characteristics to be specified	31
9	Classification of characteristics	32
Annex A (normative)	Pinna simulators for measurements of headphones and earphones	33
Annex B (normative)	Specification and conditions of use of a microphone for use inside the ear canal	42
Annex C (informative)	Practical details of free-field comparison conditions	43
Annex D (informative)	Practical details of diffuse-field comparison conditions	44
Annex E (informative)	Practical details of the subjective comparison and ear canal sound pressure level conditions	45
Bibliography	46
Figure 1	– Diagrammatic horizontal sections showing types of earphones and their spatial relationships with the pinna and/or canal entrance	11
Figure 2	– Diagrams showing the four possible construction: acoustically open or closed, and closed- or open-back	13
Figure 3	– Illustrated measurement diagram by simulated programme signal	16
Figure A.1	– Shape of the recommended pinna simulator	34
Figure A.2	– Coordinate for the recommended pinna simulator	35
Figure A.3	– Cross-sectional shapes and dimensions of the recommended pinna simulator, horizontal section	38
Figure A.4	– Cross-sectional shapes and dimensions of the recommended pinna simulator, vertical section	41
Table 1	– Classification of characteristics	32

INTERNATIONAL ELECTROTECHNICAL COMMISSION

SOUND SYSTEM EQUIPMENT –**Part 7: Headphones and earphones**

FOREWORD

- 1) The International Electrotechnical Commission (IEC) is a worldwide organization for standardization comprising all national electrotechnical committees (IEC National Committees). The object of IEC is to promote international co-operation on all questions concerning standardization in the electrical and electronic fields. To this end and in addition to other activities, IEC publishes International Standards, Technical Specifications, Technical Reports, Publicly Available Specifications (PAS) and Guides (hereafter referred to as "IEC Publication(s)"). Their preparation is entrusted to technical committees; any IEC National Committee interested in the subject dealt with may participate in this preparatory work. International, governmental and non-governmental organizations liaising with the IEC also participate in this preparation. IEC collaborates closely with the International Organization for Standardization (ISO) in accordance with conditions determined by agreement between the two organizations.
- 2) The formal decisions or agreements of IEC on technical matters express, as nearly as possible, an international consensus of opinion on the relevant subjects since each technical committee has representation from all interested IEC National Committees.
- 3) IEC Publications have the form of recommendations for international use and are accepted by IEC National Committees in that sense. While all reasonable efforts are made to ensure that the technical content of IEC Publications is accurate, IEC cannot be held responsible for the way in which they are used or for any misinterpretation by any end user.
- 4) In order to promote international uniformity, IEC National Committees undertake to apply IEC Publications transparently to the maximum extent possible in their national and regional publications. Any divergence between any IEC Publication and the corresponding national or regional publication shall be clearly indicated in the latter.
- 5) IEC itself does not provide any attestation of conformity. Independent certification bodies provide conformity assessment services and, in some areas, access to IEC marks of conformity. IEC is not responsible for any services carried out by independent certification bodies.
- 6) All users should ensure that they have the latest edition of this publication.
- 7) No liability shall attach to IEC or its directors, employees, servants or agents including individual experts and members of its technical committees and IEC National Committees for any personal injury, property damage or other damage of any nature whatsoever, whether direct or indirect, or for costs (including legal fees) and expenses arising out of the publication, use of, or reliance upon, this IEC Publication or any other IEC Publications.
- 8) Attention is drawn to the Normative references cited in this publication. Use of the referenced publications is indispensable for the correct application of this publication.
- 9) Attention is drawn to the possibility that some of the elements of this IEC Publication may be the subject of patent rights. IEC shall not be held responsible for identifying any or all such patent rights.

International Standard IEC 60268-7 has been prepared by IEC technical committee TC 100: Audio, video and multimedia systems and equipment.

This third edition cancels and replaces the second edition published in 1996, and constitutes a technical revision. This edition contains the following changes:

- clause/subclause renumbering in accordance with ISO/IEC Directives, Part 2;
- addition of a measurement system using HATS;
- addition of details on pinna simulators for high measurement reproducibility, see Annex A.

The text of this standard is based on the following documents:

FDIS	Report on voting
100/1621/FDIS	100/1641/RVD

Full information on the voting for the approval of this standard can be found in the report on voting indicated in the above table.

This publication has been drafted in accordance with the ISO/IEC Directives, Part 2.

A list of all parts of IEC 60268 series, published under the general title *Sound system equipment*, can be found on the IEC website.

The committee has decided that the contents of this publication will remain unchanged until the maintenance result date indicated on the IEC web site under "<http://webstore.iec.ch>" in the data related to the specific publication. At this date, the publication will be

- reconfirmed,
- withdrawn,
- replaced by a revised edition, or
- amended.

The contents of the corrigendum of November 2012 have been included in this copy.

ITEH STANDARD PREVIEW
(standards.iteh.ai)

[IEC 60268-7:2010](https://standards.iteh.ai/catalog/standards/sist/16addb48-da0a-4554-8389-a34a5125132f/iec-60268-7-2010)

<https://standards.iteh.ai/catalog/standards/sist/16addb48-da0a-4554-8389-a34a5125132f/iec-60268-7-2010>

SOUND SYSTEM EQUIPMENT – Part 7: Headphones and earphones

1 Scope

This part of IEC 60268 is applicable to headphones, headsets, earphones and earsets, intended to be used on, or in, the human ear. It also applies to equipment, such as pre-amplifiers, passive networks and power supplies which form an integral part of the headphone system.

It does not deal with:

- a) safety, for which reference should be made to IEC 60065 or another appropriate standard;
- b) the characteristics of microphones of headsets, for which reference should be made to IEC 60268-4;
- c) earphones and other devices for hearing aids, for which reference should be made to IEC 60118-0;
- d) headphones for audiometry;
- e) headphones and other devices which form part of an active ear-defender system, although some of its provisions may be applicable.

This standard specifies the characteristics which should be included by the manufacturer in specifications, and relevant methods of measurement. It includes a classification of the different types of earphone, mainly characterized by the way in which the transducer is coupled acoustically to the ear, and a classification code which may also be used for marking.

2 Normative references

The following referenced documents are indispensable for the application of this document. For dated references, only the edition cited applies. For undated references, the latest edition of the referenced document (including any amendments) applies.

IEC 60038, *IEC standard voltages*

IEC 60050(801):1994, *International Electrotechnical Vocabulary – Chapter 801: Acoustics and electroacoustics*

IEC 60068-1, *Environmental testing – Part 1: General and guidance*

IEC 60086-1, *Primary batteries – Part 1: General*

IEC Guide 106, *Guide for specifying environmental conditions for equipment performance rating*

IEC 60263, *Scales and sizes for plotting frequency characteristics and polar diagrams*

IEC 60268-1, *Sound system equipment – Part 1: General*

IEC 60268-2, *Sound system equipment – Part 2: Explanation of general terms and calculation methods*

IEC 60268-11, *Sound system equipment – Part 11: Application of connectors for the interconnection of sound system components*

IEC 60268-12, *Sound system equipment – Part 12: Application of connectors for broadcast and similar use*

IEC 60711, *Occluded-ear simulator for the measurement of earphones coupled to the ear by ear inserts*¹

IEC TR 60959, *Provisional head and torso simulator for acoustic measurements on air conduction hearing aids*²

IEC 61672-1, *Electroacoustics – Sound level meters – Part 1: Specifications*

ISO 3741, *Acoustics – Determination of sound power levels of noise sources using sound pressure – Precision methods for reverberation rooms*

ISO 4869-1, *Acoustics – Hearing protectors – Part 1: Subjective method for the measurement of sound attenuation*

ISO 4869-3, *Acoustics – Hearing protectors – Part 3: Measurement of insertion loss of ear-muff type protectors using an acoustic test fixture*

ISO 7619-1, *Rubber, vulcanized and thermoplastic – Determination of indentation hardness – Part 1: Durometer method (Shore hardness)*

STANDARD PREVIEW
(standards.iteh.ai)

3 Terms and definitions

IEC 60268-7:2010

<https://standards.iteh.ai/catalog/standards/sist/16ad4b48-da0a-4554-8389-124512431243-0018-1245>

For the purposes of this document, the following terms and definitions apply, see also IEC 60050-801 (IEV).

NOTE Any device defined in 3.1 to 3.15 and their connector(s) for electrical input should be regarded as part of the transducer.

3.1

earphone

electroacoustic transducer by which acoustic oscillations are obtained from electric signals and intended to be closely coupled acoustically to the ear

[IEV 801-27-18]

3.2

headphone

assembly of one or two earphones on a headband or chinband, the use of which may be optional (e.g. with intra-concha earphones)

3.3

headset

headphones equipped with a microphone

3.4

earset

earphones equipped with a microphone

¹ This publication will be replaced by future IEC 60318-4 (to be published).

² This publication is planned to be replaced by future IEC 60318-7 (under consideration).

NOTE This definition is included because the term appears in the catalogue of IEC publications.

3.5

insert earphone

small earphone that is attached directly to a connecting element, for example an earmould, inserted into the ear canal

[IEV 801-27-22, modified]

3.6

intra-concha earphone

small earphone that fits in the concha cavity, with its acoustic exit close to the entrance of the ear canal

3.7

supra-aural earphone

earphone applied externally to the outer ear and intended to rest on the pinna

[IEV 801-27-23, modified]

3.8

supra-concha earphone

earphone intended to rest on the ridges of the concha cavity

3.9

circumaural earphone

earphone having a cavity large enough to cover the region of the head including the ear

[IEV 801-27-24]

3.10

ear shell

circumaural type of earphone hanging on the ear

3.11

stethoscopic headphone

insert headphone by which the earphone(s) is/are coupled to the ears by means of a pair of rigid tubes, so that the assembly resembles a stethoscope

3.12

acoustically open earphone

earphone which intentionally provides an acoustic path between the external environment and the ear canal

3.13

acoustically closed earphone

earphone which is intended to prevent acoustic coupling between the external environment and the ear canal

3.14

closed-back earphone

earphone which does not emit significant sound radiation from the back of the transducer to the external environment

3.15

open-back earphone

earphone which emits significant sound radiation from the back of the transducer to the external environment

iTeh STANDARD PREVIEW
(standards.iteh.ai)

[IEC 60268-7:2010](https://standards.iteh.ai/catalog/standards/sist/16addb48-da0a-4554-8389-a34a5125132f/iec-60268-7-2010)

<https://standards.iteh.ai/catalog/standards/sist/16addb48-da0a-4554-8389-a34a5125132f/iec-60268-7-2010>

3.16**simulated programme signal**

signal whose mean power spectral density closely resembles the average of the mean power spectral densities of a wide range of programme material, in accordance with IEC 60268-1.

NOTE This signal is called as “wide band signal” in a few standards.

4 Classification, designation and coding

The following designations and classification codes shall be used:

60268-7 - IEC - XXXX - NNRN - N

where

60268-7-IEC is the standard form of prefix.

- X (first letter) gives the principle of the transducer:
 - D - electrodynamic (moving coil);
 - E - electret (self-polarizing);
 - F - piezo-electric (polymer);
 - M - electromagnetic (moving armature or diaphragm);
 - P - piezo-electric (ceramic);
 - S - electrostatic (externally polarized).
- X (second letter) gives the type of earphone:
 - C - circumaural;
 - E - intra-concha;
 - H - earshell;
 - I - insert;
 - M - supra-concha;
 - S - supra-aural;
 - T - stethoscopic.

An illustration of the types, except “H”, is given in Figure 1.

- X (third letter) gives the intended nature of the acoustic coupling to the ear canal:
 - L - acoustically open (controlled leakage);
 - S - acoustically closed (minimum leakage).
- X (fourth letter) gives the intended nature of the radiation to the external environment:
 - C - closed-back (see 3.14);
 - O - open-back (see 3.15).

An illustration of the four possibilities defined in 3.12 to 3.15, and indicated by the third and fourth classification letters, is given in Figure 2:

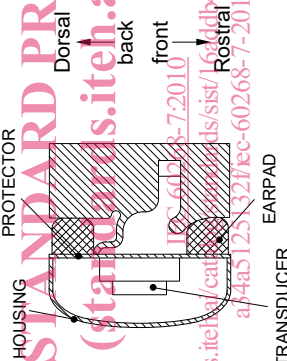
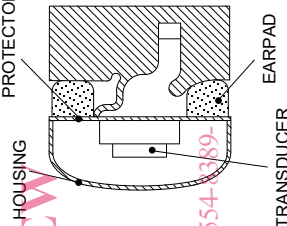
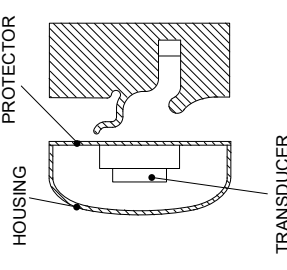
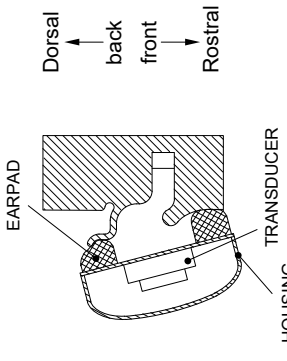
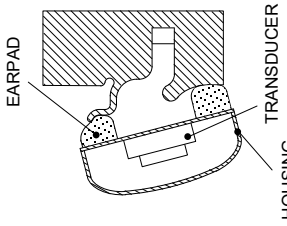
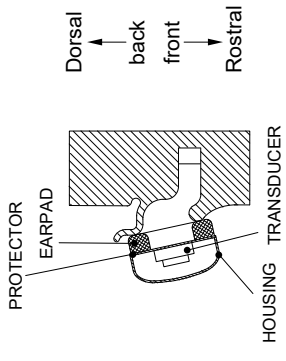
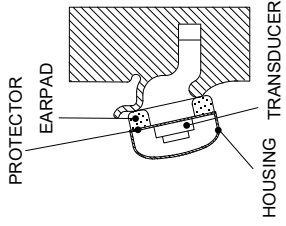
- NNRN (first number) gives the impedance in ohms in "mantissa and exponent" form. (For example, 8 Ω as "08R0", 32 Ω as "32R0" and 600 Ω as "06R2");
- N (second number) gives the number of channels.

The code, compiled in accordance with the above rules, may be used for marking.

iTeh STANDARD PREVIEW (standards.iteh.ai)

[IEC 60268-7:2010](https://standards.iteh.ai/catalog/standards/sist/16addb48-da0a-4554-8389-a34a5125132f/iec-60268-7-2010)

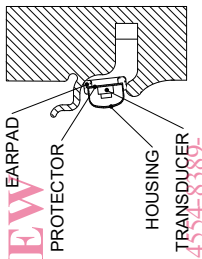
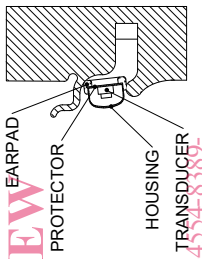
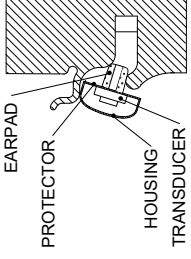
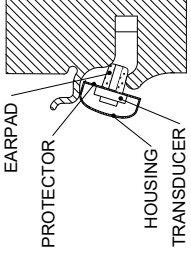
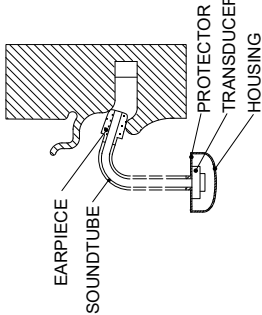
<https://standards.iteh.ai/catalog/standards/sist/16addb48-da0a-4554-8389-a34a5125132f/iec-60268-7-2010>

Type of earphone	Acoustically closed earphone (minimum leakage)	Acoustically open earphone (controlled leakage)	Ear loudspeaker
Circumaural iteh STANDARD PREVIEW (standards.iteh.ai) https://standards.iteh.ai/catalog/standards/sist/1641148-d40a-4554-8289-a74a51253217/iec-60268-7-2010			
Supra-aural			
Supra-concha			

IEC 2487/09

NOTE The transducers shown in the schematics are not necessarily positioned in the centre of the housings or concentric to the ear canal.

Figure 1 – Diagrammatic horizontal sections showing types of earphones and their spatial relationships with the pinna and/or canal entrance

Type of earphone	Acoustically closed earphone (minimum leakage)	Acoustically open earphone (controlled leakage)	
Intra-concha iteh STANDARD PREVIEW (standards.iteh.ai) https://standards.iteh.ai/catalog/standards/sist/18a0c8-48-da-4554-8589-ec-60268-7-2010 a34a5125132f/iec-60268-7-2010			
Insert Key Cross hatching shows acoustically closed earpad to accomplish minimum leakage. Spotted by small circle shows porous material earpad to accomplish controlled leakage.			

IEC 2482/09

Figure 1 (continued)

Type of earphone	Closed-back (does not emit significant sound radiation from the back of the transducer to the external environment)	Open-back (emits significant sound radiation from the back of the transducer to the external environment)
Acoustically closed (intended to prevent acoustic coupling between the external environment and the ear canal)	<p>Dorsal ↑ back front ↓ Rostral</p>	<p>Dorsal ↑ back front ↓ Rostral</p>
Acoustically open (intentionally provides an acoustic path between the external environment and the ear canal)	<p>Dorsal ↑ back front ↓ Rostral</p>	<p>Dorsal ↑ back front ↓ Rostral</p>

NOTE 1 Arrows show sound flow or sound leakage.

NOTE 2 The transducers shown in the schematics are not necessarily positioned in the centre of the housings or concentric to the ear canal.

Figure 2 – Diagrams showing the four possible construction: acoustically open or closed, and closed- or open-back

5 Marking of terminals, controls and polarity

Requirements for marking terminals and controls are given in IEC 60268-1, and for polarity in IEC 60268-2. In addition, headphones which are intended to be worn with a particular earphone on each ear shall be marked to indicate the "left" and "right" earphones. If a colour marking is used, the "right" earphone shall be indicated by a red marking. For the sake of visually-impaired persons, it is recommended to indicate the left earphone by a projection of at least 1,5 mm diameter and 0,3 to 0,5 mm height.

6 User instructions

The user instructions shall include information on:

- connector contact assignments (see IEC 60268-11);
- controls and switches (if any);
- microphone (if any);