
Primarne baterije - 2. del: Fizične in električne specifikacije (standardizacija CR15H270; brisanje BR17345 in PR43; preskusi za uporabo LR6, R6, LR03, R03, LR14, R14, LR20, R20, baterije 6LR61 in 6F22; vrednosti MAD za R1)

Primary batteries - Part 2: Physical and electrical specifications (Standardisation of CR15H270; Deletion of BR17345 and PR43; Applications tests for LR6, R6, LR03, R03, LR14, R14, LR20, R20, 6LR61 and 6F22 batteries; MAD value for R1)

iTeh STANDARD PREVIEW
(standards.iteh.ai)

[SIST EN 60086-2:2002/A2:2004](https://standards.iteh.ai/catalog/standards/sist/88288602-acc3-4772-a540-db0e30c479ee/sist-en-60086-2-2002-a2-2004)

<https://standards.iteh.ai/catalog/standards/sist/88288602-acc3-4772-a540-db0e30c479ee/sist-en-60086-2-2002-a2-2004>

iTeh STANDARD PREVIEW
(standards.iteh.ai)

[SIST EN 60086-2:2002/A2:2004](https://standards.iteh.ai/catalog/standards/sist/88288602-acc3-4772-a540-db0e30c479ee/sist-en-60086-2-2002-a2-2004)

[https://standards.iteh.ai/catalog/standards/sist/88288602-acc3-4772-a540-
db0e30c479ee/sist-en-60086-2-2002-a2-2004](https://standards.iteh.ai/catalog/standards/sist/88288602-acc3-4772-a540-db0e30c479ee/sist-en-60086-2-2002-a2-2004)

EUROPEAN STANDARD

EN 60086-2/A2

NORME EUROPÉENNE

EUROPÄISCHE NORM

April 2004

ICS 29.220.10

English version

Primary batteries
Part 2: Physical and electrical specifications
(IEC 60086-2:2000/A2:2004)

Piles électriques
Partie 2: Spécifications physiques
et électriques
(CEI 60086-2:2000/A2:2004)

Primärbatterien
Teil 2: Physikalische und elektrische
Spezifikationen
(IEC 60086-2:2000/A2:2004)

iTeh STANDARD PREVIEW
(standards.iteh.ai)

This amendment A2 modifies the European Standard EN 60086-2:2001; it was approved by CENELEC on 2004-04-01. CENELEC members are bound to comply with the CEN/CENELEC Internal Regulations which stipulate the conditions for giving this amendment the status of a national standard without any alteration.

Up-to-date lists and bibliographical references concerning such national standards may be obtained on application to the Central Secretariat or to any CENELEC member.

This amendment exists in three official versions (English, French, German). A version in any other language made by translation under the responsibility of a CENELEC member into its own language and notified to the Central Secretariat has the same status as the official versions.

CENELEC members are the national electrotechnical committees of Austria, Belgium, Cyprus, Czech Republic, Denmark, Estonia, Finland, France, Germany, Greece, Hungary, Iceland, Ireland, Italy, Latvia, Lithuania, Luxembourg, Malta, Netherlands, Norway, Poland, Portugal, Slovakia, Slovenia, Spain, Sweden, Switzerland and United Kingdom.

CENELEC

European Committee for Electrotechnical Standardization
Comité Européen de Normalisation Electrotechnique
Europäisches Komitee für Elektrotechnische Normung

Central Secretariat: rue de Stassart 35, B - 1050 Brussels

Foreword

The text of document 35/1199/FDIS, future amendment 2 to IEC 60086-2:2000, prepared by IEC TC 35, Primary cells and batteries, was submitted to the IEC-CENELEC parallel vote and was approved by CENELEC as amendment A2 to EN 60086-2:2001 on 2004-04-01.

The following dates were fixed:

- latest date by which the amendment has to be implemented
at national level by publication of an identical
national standard or by endorsement (dop) 2005-01-01
- latest date by which the national standards conflicting
with the amendment have to be withdrawn (dow) 2007-04-01

Endorsement notice

The text of amendment 2:2004 to the International Standard IEC 60086-2:2000 was approved by CENELEC as an amendment to the European Standard without any modification.

iTeh STANDARD PREVIEW
(standards.iteh.ai)

[SIST EN 60086-2:2002/A2:2004](https://standards.iteh.ai/catalog/standards/sist/88288602-ace3-4772-a540-db0e30c479ee/sist-en-60086-2-2002-a2-2004)

[https://standards.iteh.ai/catalog/standards/sist/88288602-ace3-4772-a540-
db0e30c479ee/sist-en-60086-2-2002-a2-2004](https://standards.iteh.ai/catalog/standards/sist/88288602-ace3-4772-a540-db0e30c479ee/sist-en-60086-2-2002-a2-2004)

INTERNATIONAL STANDARD

IEC 60086-2

2000

AMENDMENT 2
2004-02

Amendment 2

Primary batteries –

Part 2:

Physical and electrical specifications

iteh STANDARD PREVIEW
(standards.iteh.ai)

SIST EN 60086-2:2002/A2:2004

<https://standards.iteh.ai/catalog/standards/sist/88288602-acc3-4772-a540-db0e30c479ee/sist-en-60086-2-2002-a2-2004>

© IEC 2004 Droits de reproduction réservés — Copyright - all rights reserved

International Electrotechnical Commission, 3, rue de Varembé, PO Box 131, CH-1211 Geneva 20, Switzerland
Telephone: +41 22 919 02 11 Telefax: +41 22 919 03 00 E-mail: inmail@iec.ch Web: www.iec.ch



Commission Electrotechnique Internationale
International Electrotechnical Commission
Международная Электротехническая Комиссия

PRICE CODE

R

For price, see current catalogue

FOREWORD

This amendment has been prepared by IEC technical committee 35: Primary cells and batteries.

The text of this amendment is based on the following documents:

FDIS	Report on voting
35/1199/FDIS	35/1203/RVD

Full information on the voting for the approval of this amendment can be found in the report on voting indicated in the above table.

The committee has decided that the contents of the base publication and its amendments will remain unchanged until 2005. At this date, the publication will be

- reconfirmed;
- withdrawn;
- replaced by a revised edition, or
- amended.

iTeh STANDARD PREVIEW (standards.iteh.ai)

This amendment replaces the data corresponding to addition of CR15H270, Figure 5 – Gauge, and deletion of BR17345 and PR43, and also the data corresponding to R1, LR6, LR14 and LR20. <https://standards.iteh.ai/catalog/standards/sist/88288602-acc3-4772-a540-db0e30c479ee/sist-en-60086-2-2002-a2-2004>

Replace pages 9, 11, 12, 13, 14, 15, 16, 17, 20, 21, 24 and 28 by the following new pages carrying the same numbers.

Insert after page 21, the new page 21bis.

Replace pages 45, 47, 48 and 50 by the following new pages carrying the same numbers.

Global replacement

Replace all footnote “a” references in the remaining unchanged tables from

“a Standard conditions.”

with

“a Standard conditions (see IEC 60086-1, 6.1, Table 4, Initial discharge test).”

- b) Category 2: Round batteries
CR14250, CR15H270, CR17345, CR17450
BR17335
- c) Category 3: Round batteries according to figure 2 and figure 3
LR9, LR53
CR11108
- d) Category 4: Round batteries according to figure 4
PR70, PR41, PR48, PR44
LR41, LR55, LR54, LR43, LR44
SR62, SR63, SR65, SR64, SR60, SR67, SR66, SR58, SR68, SR59, SR69, SR41, SR57,
SR55, SR48, SR56, SR54, SR42, SR43, SR44
CR1025, CR1216, CR1220, CR1616, CR2012, CR1620, CR2016, CR2025, CR2320,
CR2032, CR2330, CR2430, CR2354, CR3032, CR2450
BR1225, BR2016, BR2020, BR2320, BR2325, BR3032
- e) Category 5: Other round batteries – Miscellaneous
R40
4LR44
2CR13252
4SR44
5AR40
- f) Category 6: Non-round batteries – Miscellaneous
S4
3R12C, 3R12P, 3R12S, 3LR12
4LR61
BR-P2, CR-P2
2CR5
2EP3863
4R25X, 4LR25X
4R25Y
4R25-2, 4LR25-2
6AS4
6AS6
6F22, 6LR61
6F100

iTeh STANDARD PREVIEW
(standards.iteh.ai)

6.8 Drawings of round batteries which correspond to figures 1a and 1b, figure 2, figure 3 and figure 4 are prepared by reduction or enlargement of the relevant original drawings. The other drawings are prepared by reduction or enlargement of conventional specification drawings.

In each case the drawings show the shape of the relevant batteries. Dimensions for each battery are shown in the tables.

7 Specification tables and sheets

NOTE See annex C for ease of locating battery sizes.

PHYSICAL AND ELECTRICAL SPECIFICATIONS											CATEGORY 1 BATTERIES					
Electro-chemical system	Designation	Vn V	Dimensions mm									Discharge conditions			MAD ^a (initial)	Applications
			A	B	C	E	F	G	∅		∅P	R Ω	Daily period			
			Max.	Min.	Min.	Max.	Max.	Min.	Max.	Min.	Max.					
(see note)	R1	1,5	30,2	29,1	5,0	0,2	4,0	0,5	12,0	10,9	0,5	300	12 h	0,9	76 h	Hearing aids
												5,1	5 min	0,9	30 min	Portable lighting
	R03	1,5	44,5	43,3	4,3	0,5	3,8	0,8	10,5	9,5	0,4	5,1	b	0,9	45 min	Portable lighting
												10	1 h	0,9	1,4 h	Personal cassette player and tape recorder
												75	4 h	0,9	20 h	Radio
												24	15 s per min 8 h per day	1,0	4 h	Remote control
												3,6	c	0,9	120 pulses	Pulse test
												43	4 h	0,9	25 h	Radio
	R6C (high capacity)	1,5	50,5	49,2	7,0	0,5	5,5	1,0	14,5	13,5	0,5	3,9	1 h	0,8	47 min	Motor/toy
												10	1 h	0,9	3,5 h	Personal cassette player and tape recorder
												24	15 s per min 8 h per day	1,0	10,9 h	Remote control
												1,8	c	0,9	46 pulses	Pulse test
												43	4 h	0,9	27 h	Radio
												3,9	1 h	0,8	60 min	Motor/toy
	R6P (high power)	1,5	50,5	49,2	7,0	0,5	5,5	1,0	14,5	13,5	0,5	10	1 h	0,9	4,1 h	Personal cassette player and tape recorder
												24	15 s per min 8 h per day	1,0	11 h	Remote control
												1,8	c	0,9	75 pulses	Pulse test
												43	4 h	0,9	22 h	Radio
												3,9	1 h	0,8	60 min	Motor/toy
	R6S (standard)	1,5	50,5	49,2	7,0	0,5	5,5	1,0	14,5	13,5	0,5	43	4 h	0,9	22 h	Radio

NOTE Delayed discharge performance after 12 months is 80 % of MAD.

^a Standard conditions (see IEC 60086-1, 6.1, Table 4, Initial discharge test).

^b 4 min beginning at hourly intervals for 8 h per day.

^c 15 s on, 45 s off for 24 h per day.

PHYSICAL AND ELECTRICAL SPECIFICATIONS											CATEGORY 1 BATTERIES					
Electro-chemical system	Designation	Vn V	Dimensions mm									Discharge conditions			MAD ^a (initial)	Applications
			A	B	C	E	F	G	Ø		ØP	R Ω	Daily period	EV V		
			Max.	Min.	Min.	Max.	Max.	Min.	Max.	Min.	Max.					
(see note)	R14C (high capacity)	1,5	50,0	48,6	13,0	0,9	7,5	1,5	26,2	24,9	1,0	3,9	b	0,9	250 min	Portable lighting
												6,8	1 h	0,9	7 h	Tape recorders
												20	4 h	0,9	25 h	Radio
												3,9	1 h	0,8	2,5 h	Toy
	R14P (high power)	1,5	50,0	48,6	13,0	0,9	7,5	1,5	26,2	24,9	1,0	3,9	b	0,9	300 min	Portable lighting
												6,8	1 h	0,9	9 h	Tape recorders
												20	4 h	0,9	30 h	Radio
												3,9	1 h	0,8	4,8 h	Toy
	R14S (standard)	1,5	50,0	48,6	13,0	0,9	7,5	1,5	26,2	24,9	1,0	3,9	b	0,9	120 min	Portable lighting
												6,8	1 h	0,9	3,0 h	Tape recorders
												20	4 h	0,9	15 h	Radio
												3,9	1 h	0,8	1,5 h	Toy
	R20C (high capacity)	1,5	61,5	59,5	18,0	1,0	9,5	1,5	34,2	32,3	1,0	2,2	b	0,9	300 min	Portable lighting (1)
												3,9	1 h	0,9	9 h	Tape recorders
												10	4 h	0,9	30 h	Radio
												2,2	1 h	0,8	4 h	Toy
1,5												4 min/15 min 8 h per day	0,9	130 min	Portable lighting (2)	

NOTE Delayed discharge performance after 12 months is 80 % of MAD.

^a Standard conditions (see IEC 60086-1, 6.1 Table 4, Initial discharge test).

^b 4 min beginning at hourly intervals for 8 h per day.

PHYSICAL AND ELECTRICAL SPECIFICATIONS											CATEGORY 1 BATTERIES					
Electro-chemical system	Designation	Vn V	Dimensions mm								Discharge conditions			MAD ^a (initial)	Applications	
			A	B	C	E	F	G	∅		R Ω	Daily period	EV V			
			Max.	Min.	Min.	Max.	Max.	Min.	Max.	Min.						Max.
(see note 1)	R20P (high power)	1,5	61,5	59,5	18,0	1,0	9,5	1,5	34,2	32,3	1,0	2,2	b	0,9	320 min	Portable lighting (1)
												3,9	1 h	0,9	13 h	Tape recorders
												10	4 h	0,9	35 h	Transistor radios
												2,2	1 h	0,8	6 h	Toys
												1,5	4 min per 15 min 8 h per day	0,9	137 min	Portable lighting (2)
	R20S (standard)	1,5	61,5	59,5	18,0	1,0	9,5	1,5	34,2	32,3	1,0	2,2	b	0,9	100 min	Portable lighting (1)
												3,9	1 h	0,9	4 h	Tape recorders
												10	4 h	0,9	18 h	Transistor radios
												2,2	1 h	0,8	2 h	Toys
												1,5	4 min per 15 min 8 h per day	0,9	32 min	Portable lighting (2)
2R10	3,0	74,6	71,5	9,0	0,8	6,8	1,0	21,8	20,0		6,8	5 min	1,8	85 min	Portable lighting	
L (see note 2)	LR8D425	1,5	42,5	41,5	2,3 ^c	0,1	3,8	0,7	8,3	7,7	0,1	5,1	5 min	0,9	90 min	Lighting
												75	1 h	1,1	22 h	Laser pointer
												75	1 h	0,9	27 h	Service output test
	LR1	1,5	30,2	29,1	5,0	0,2	4,0	0,5	12,0	10,9	0,5	300	12 h	0,9	130 h	Hearing aids
												5,1	5 min	0,9	94 min	Portable lighting
												3 000	d	0,9	888 h	Paging test

NOTE 1 Delayed discharge performance after 12 months is 80 % of MAD.

NOTE 2 Delayed discharge performance after 12 months is 90 % of MAD.

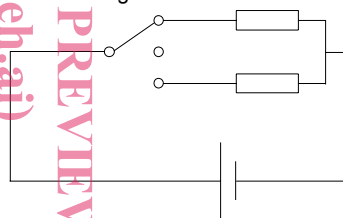
^a Standard conditions (see IEC 60086-1, 6.1, Table 4, Initial discharge test).

^b 4 min beginning at hourly intervals for 8 h per day.

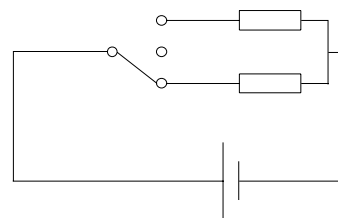
^c This battery does not fulfill the requirement C > F due to constructional constraints.

^d 24 h per day, plus 10 Ω for 5 s at hourly intervals for 24 h per day. See example.

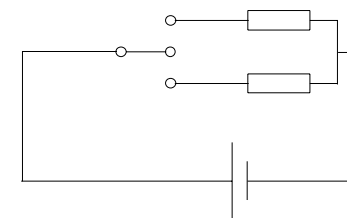
Background load



Pulse load



Off load



Example

STANDARD PREVIEW
(standard: iteh.ai)

https://standards.iteh.ai/catalog/standards/sist/88288602-ae3-4772-4540-60086-2-2002-a2-2004

PHYSICAL AND ELECTRICAL SPECIFICATIONS											CATEGORY 1 BATTERIES					
Electro-chemical system	Designation	Vn V	Dimensions mm									Discharge conditions			MAD ^a (initial)	Applications
			A	B	C	E	F	G	∅		R Ω	Daily period	EV V			
			Max.	Min.	Min.	Max.	Max.	Min.	Max.	Min.				Max.		
L (see note)	LR03	1,5	44,5	43,3	4,3	0,5	3,8	0,8	10,5	9,5	0,4	5,1	b	0,9	130 min	Portable lighting
												24	15 s per min 8 h per day	1,0	14,5 h	Remote control
												10	1 h	0,9	5 h	Personal cassette player and tape recorder
												75	4 h	0,9	44 h	Radio
												(current drain) 600 mA	c	0,9	140 pulses	Photo flash
	LR6	1,5	50,5	49,2	7,0	0,5	5,5	1,0	14,5	13,5	0,5	43	4 h	0,9	60 h	Radio
												3,9	1 h	0,8	4 h	Motor/toy
												10	1 h	0,9	11,5 h	Personal cassette player and tape recorder
												(current drain) 250 mA	1 h	0,9	4,5 h	CD/MD/ Electronic game
												(current drain) 1 000 mA	c	0,9	200 pulses	Photo flash
	LR14	1,5	50,0	48,6	13,0	0,9	7,5	1,5	26,2	24,9	1,0	3,9	b	0,9	770 min	Portable lighting
												(current drain) 400 mA	2 h	0,9	8 h	Portable stereo
												20	4 h	0,9	77 h	Radio
												3,9	1 h	0,8	12 h	Toy
	LR20	1,5	61,5	59,5	18,0	1,0	9,5	1,5	34,2	32,3	1,0	2,2	b	0,9	810 min	Portable lighting (1)
												(current drain) 600 mA	2 h	0,9	11 h	Portable stereo
												10	4 h	0,9	81 h	Radio
												2,2	1 h	0,8	15 h	Toy
												1,5	4 min per 15 min 8 h per day	0,9	450 min	Portable lighting (2)

NOTE Delayed discharge performance after 12 months is 90% of MAD.

^a Standard conditions (see IEC 60086-1, 6.1, Table 4, Initial discharge test).

^b 4 min beginning at hourly intervals for 8 h per day.

^c 10 s on, 50 s off for 1 h per day.