

INTERNATIONAL STANDARD

NORME INTERNATIONALE



Field device tool (FDT) interface specification –
Part 315: Communication profile integration – IEC 61784 CPF 15

Spécification des interfaces des outils des dispositifs de terrain (FDT) –
Partie 315: Intégration des profils de communication – CEI 61784 CPF 15



THIS PUBLICATION IS COPYRIGHT PROTECTED

Copyright © 2009 IEC, Geneva, Switzerland

All rights reserved. Unless otherwise specified, no part of this publication may be reproduced or utilized in any form or by any means, electronic or mechanical, including photocopying and microfilm, without permission in writing from either IEC or IEC's member National Committee in the country of the requester. If you have any questions about IEC copyright or have an enquiry about obtaining additional rights to this publication, please contact the address below or your local IEC member National Committee for further information.

Droits de reproduction réservés. Sauf indication contraire, aucune partie de cette publication ne peut être reproduite ni utilisée sous quelque forme que ce soit et par aucun procédé, électronique ou mécanique, y compris la photocopie et les microfilms, sans l'accord écrit de l'IEC ou du Comité national de l'IEC du pays du demandeur. Si vous avez des questions sur le copyright de l'IEC ou si vous désirez obtenir des droits supplémentaires sur cette publication, utilisez les coordonnées ci-après ou contactez le Comité national de l'IEC de votre pays de résidence.

IEC Central Office
3, rue de Varembe
CH-1211 Geneva 20
Switzerland

Tel.: +41 22 919 02 11
Fax: +41 22 919 03 00
info@iec.ch
www.iec.ch

About the IEC

The International Electrotechnical Commission (IEC) is the leading global organization that prepares and publishes International Standards for all electrical, electronic and related technologies.

About IEC publications

The technical content of IEC publications is kept under constant review by the IEC. Please make sure that you have the latest edition, a corrigenda or an amendment might have been published.

IEC Catalogue - webstore.iec.ch/catalogue

The stand-alone application for consulting the entire bibliographical information on IEC International Standards, Technical Specifications, Technical Reports and other documents. Available for PC, Mac OS, Android Tablets and iPad.

IEC publications search - www.iec.ch/searchpub

The advanced search enables to find IEC publications by a variety of criteria (reference number, text, technical committee,...). It also gives information on projects, replaced and withdrawn publications.

IEC Just Published - webstore.iec.ch/justpublished

Stay up to date on all new IEC publications. Just Published details all new publications released. Available online and also once a month by email.

Electropedia - www.electropedia.org

The world's leading online dictionary of electronic and electrical terms containing more than 30 000 terms and definitions in English and French, with equivalent terms in 15 additional languages. Also known as the International Electrotechnical Vocabulary (IEV) online.

IEC Glossary - std.iec.ch/glossary

More than 60 000 electrotechnical terminology entries in English and French extracted from the Terms and Definitions clause of IEC publications issued since 2002. Some entries have been collected from earlier publications of IEC TC 37, 77, 86 and CISPR.

IEC Customer Service Centre - webstore.iec.ch/csc

If you wish to give us your feedback on this publication or need further assistance, please contact the Customer Service Centre: csc@iec.ch.

A propos de l'IEC

La Commission Electrotechnique Internationale (IEC) est la première organisation mondiale qui élabore et publie des Normes internationales pour tout ce qui a trait à l'électricité, à l'électronique et aux technologies apparentées.

A propos des publications IEC

Le contenu technique des publications IEC est constamment revu. Veuillez vous assurer que vous possédez l'édition la plus récente, un corrigendum ou amendement peut avoir été publié.

Catalogue IEC - webstore.iec.ch/catalogue

Application autonome pour consulter tous les renseignements bibliographiques sur les Normes internationales, Spécifications techniques, Rapports techniques et autres documents de l'IEC. Disponible pour PC, Mac OS, tablettes Android et iPad.

Recherche de publications IEC - www.iec.ch/searchpub

La recherche avancée permet de trouver des publications IEC en utilisant différents critères (numéro de référence, texte, comité d'études,...). Elle donne aussi des informations sur les projets et les publications remplacées ou retirées.

IEC Just Published - webstore.iec.ch/justpublished

Restez informé sur les nouvelles publications IEC. Just Published détaille les nouvelles publications parues. Disponible en ligne et aussi une fois par mois par email.

Electropedia - www.electropedia.org

Le premier dictionnaire en ligne de termes électroniques et électriques. Il contient plus de 30 000 termes et définitions en anglais et en français, ainsi que les termes équivalents dans 15 langues additionnelles. Egalement appelé Vocabulaire Electrotechnique International (IEV) en ligne.

Glossaire IEC - std.iec.ch/glossary

Plus de 60 000 entrées terminologiques électrotechniques, en anglais et en français, extraites des articles Termes et Définitions des publications IEC parues depuis 2002. Plus certaines entrées antérieures extraites des publications des CE 37, 77, 86 et CISPR de l'IEC.

Service Clients - webstore.iec.ch/csc

Si vous désirez nous donner des commentaires sur cette publication ou si vous avez des questions contactez-nous: csc@iec.ch.

INTERNATIONAL STANDARD

NORME INTERNATIONALE



**Field device tool (FDT) interface specification –
Part 315: Communication profile integration – IEC 61784 CPF 15**

**Spécification des interfaces des outils des dispositifs de terrain (FDT) –
Partie 315: Intégration des profils de communication – CEI 61784 CPF 15**

INTERNATIONAL
ELECTROTECHNICAL
COMMISSION

COMMISSION
ELECTROTECHNIQUE
INTERNATIONALE

ICS 25.040.40; 35.100.05; 35.110

ISBN 978-2-8322-2646-9

**Warning! Make sure that you obtained this publication from an authorized distributor.
Attention! Veuillez vous assurer que vous avez obtenu cette publication via un distributeur agréé.**

CONTENTS

FOREWORD.....	6
INTRODUCTION.....	8
1 Scope	9
2 Normative references	9
3 Terms, definitions, symbols, abbreviated terms and conventions	10
3.1 Terms and definitions	10
3.2 Abbreviated terms	10
3.3 Conventions	10
3.3.1 Data type names and references to data types	10
3.3.2 Vocabulary for requirements.....	10
4 Bus category	10
5 Access to instance and device data	11
5.1 Process Channel objects provided by DTM.....	11
5.2 DTM services to access instance and device data	11
6 Protocol specific behavior	11
6.1 General.....	11
6.2 Broadcasting	11
6.3 Unconfirmed private Modbus request	13
7 Protocol specific usage of general data types.....	15
8 Protocol specific common data types	15
8.1 General.....	15
8.2 Address information.....	16
9 Network management data types.....	16
10 Communication data types.....	17
10.1 General.....	17
10.2 Connection management data types.....	17
10.3 Transaction service specific data types	18
10.3.1 General	18
10.3.2 Data item addressing	18
10.3.3 Read coils transaction service.....	19
10.3.4 Read discrete inputs transaction service	20
10.3.5 Read holding registers transaction service	21
10.3.6 Read input registers transaction service	22
10.3.7 Write single coil transaction service	23
10.3.8 Write single register transaction service	24
10.3.9 Read exception status transaction service.....	25
10.3.10 Diagnostics transaction service	25
10.3.11 Get Comm event counter transaction service.....	26
10.3.12 Get Comm event log transaction service.....	27
10.3.13 Write multiple coils transaction service	29
10.3.14 Write multiple registers transaction service.....	29
10.3.15 Report slave ID transaction service	30
10.3.16 Read file record transaction service	31
10.3.17 Write file record transaction service	33
10.3.18 Mask write register transaction service.....	34
10.3.19 Read/write holding registers transaction service	35

IEC STANDARD PREVIEW
 (standards.iteh.ai)
<https://standards.iteh.ai/catalog/standards/sist/40b8ced1-d20a-4220-bb14-10ac2777081f/iec-62453-315-2009>
 IEC 62453-315:2009

10.3.20	Read FIFO queue transaction service.....	36
10.3.21	Encapsulated interface transport transaction service	37
10.3.22	Read device identification transaction service.....	38
10.3.23	Private Modbus transaction service	41
10.3.24	Unconfirmed private Modbus transaction service	42
10.3.25	Modbus exception response.....	43
11	Channel parameter data types	44
12	Device Identification	46
12.1	Common device type identification data types	46
12.2	Topology scan data types	47
12.3	Scan identification data types	48
12.4	Device type identification data types – provided by DTM.....	50
12.5	Mapping of protocol specific device identification objects to FDT data types.....	51
	Bibliography	53
	Figure 1 – Part 315 of the IEC 62453 series	8
	Figure 2 – Broadcast sequence with Modbus Serial Line Communication DTM	12
	Figure 3 – Broadcast sequence with Modbus TCP Communication DTM	13
	Figure 4 – Broadcast sequence without Modbus Communication DTM	13
	Figure 5 – Unconfirmed request with Modbus Serial Line Communication DTM	14
	Figure 6 – Unconfirmed request with Modbus TCP Communication DTM	14
	Figure 7 – Unconfirmed request without Modbus Communication DTM.....	15
	Figure 8 – Data item addressing.....	19
	https://standards.iteh.ai/catalog/standards/sist/40b8ced1-d20a-4220-bb14-a0ac2777081f/iec-62453-315-2009	
	Table 1 – Protocol identifiers.....	10
	Table 2 – Address information for broadcast mode	11
	Table 3 – Broadcast transaction requests	12
	Table 4 – Protocol specific usage of general FDT data types	15
	Table 5 – Simple address information data types.....	16
	Table 6 – Structured address information data types	16
	Table 7 – Structured network management data types	17
	Table 8 – Simple common communication data types	17
	Table 9 – Structured connection management service data types.....	18
	Table 10 – Simple ReadCoilsReq data types	19
	Table 11 – Structured ReadCoilsReq data types.....	19
	Table 12 – Simple ReadCoilsRsp data types	20
	Table 13 – Structured ReadCoilsRsp data types	20
	Table 14 – Simple ReadDiscreteInputsReq data types	20
	Table 15 – Structured ReadDiscreteInputsReq data types.....	20
	Table 16 – Simple ReadDiscreteInputsRsp data types	21
	Table 17 – Structured ReadDiscreteInputsRsp data types.....	21
	Table 18 – Simple ReadHoldingRegistersReq data types.....	21
	Table 19 – Structured ReadHoldingRegistersReq data types	21
	Table 20 – Simple ReadHoldingRegistersRsp data types	22

Table 21 – Structured ReadHoldingRegistersRsp data types.....	22
Table 22 – Simple ReadInputRegistersReq data types.....	22
Table 23 – Structured ReadInputRegistersReq data types	22
Table 24 – Simple ReadInputRegistersRsp data types	23
Table 25 – Structured ReadInputRegistersRsp data types.....	23
Table 26 – Simple WriteSingleCoilReq data types	23
Table 27 – Structured WriteSingleCoilReq data types	23
Table 28 – Structured WriteSingleCoilRsp data types	24
Table 29 – Simple WriteSingleRegisterReq data types.....	24
Table 30 – Structured WriteSingleRegisterReq data types	24
Table 31 – Structured WriteSingleRegisterRsp data types	24
Table 32 – Structured ReadExceptionStatusReq data types	25
Table 33 – Simple ReadExceptionStatusRsp data types	25
Table 34 – Structured ReadExceptionStatusRsp data types	25
Table 35 – Simple diagnostics data types.....	26
Table 36 – Structured DiagnosticsReq data types	26
Table 37 – Structured DiagnosticsRsp data types	26
Table 38 – Structured GetCommEventCounterReq data types	27
Table 39 – Simple GetCommEventCounterRsp data types	27
Table 40 – Structured GetCommEventCounterRsp data types	27
Table 41 – Structured GetCommEventLogReq data types	28
Table 42 – Simple GetCommEventLogRsp data types	28
Table 43 – Structured GetCommEventLogRsp data types	28
Table 44 – Simple WriteMultipleCoilsReq data types	29
Table 45 – Structured WriteMultipleCoilsReq data types	29
Table 46 – Structured WriteMultipleCoilsRsp data types	29
Table 47 – Simple WriteMultipleRegistersReq data types.....	30
Table 48 – Structured WriteMultipleRegistersReq data types	30
Table 49 – Structured WriteMultipleRegistersRsp data types	30
Table 50 – Structured ReportSlaveIDReq data types	31
Table 51 – Simple ReportSlaveIDRsp data types.....	31
Table 52 – Structured ReportSlaveIDRsp data types.....	31
Table 53 – Simple ReadFileSubRequest data types.....	32
Table 54 – Structured ReadFileSubRequest data types	32
Table 55 – Structured ReadFileRecordReq data types	32
Table 56 – Simple ReadFileSubResponse data types	32
Table 57 – Structured ReadFileSubResponse data types.....	33
Table 58 – Structured ReadFileRecordRsp data types	33
Table 59 – Simple WriteFileSubRequest data types.....	33
Table 60 – Structured WriteFileSubRequest data types	34
Table 61 – Structured WriteFileRecordReq data types	34
Table 62 – Structured WriteFileRecordRsp data types	34
Table 63 – Simple MaskWriteRegisterReq data types	35



Table 64 – Structured MaskWriteRegisterReq data types.....	35
Table 65 – Structured MaskWriteRegisterRsp data types.....	35
Table 66 – Simple ReadWriteRegistersReq data types.....	36
Table 67 – Structured ReadWriteRegistersReq data types.....	36
Table 68 – Simple ReadWriteRegistersRsp data types.....	36
Table 69 – Structured ReadWriteRegistersRsp data types.....	36
Table 70 – Simple ReadFifoQueueReq data types.....	37
Table 71 – Structured ReadFifoQueueReq data types.....	37
Table 72 – Simple ReadFifoQueueRsp data types.....	37
Table 73 – Structured ReadFifoQueueRsp data types.....	37
Table 74 – Simple EncapsulatedInterfaceTransportReq data types.....	38
Table 75 – Structured EncapsulatedInterfaceTransportReq data types.....	38
Table 76 – Simple EncapsulatedInterfaceTransportRsp data types.....	38
Table 77 – Structured EncapsulatedInterfaceTransportRsp data types.....	38
Table 78 – Simple ReadDeviceIdentificationReq data types.....	39
Table 79 – Structured ReadDeviceIdentificationReq data types.....	39
Table 80 – Simple IdentificationObject data types.....	39
Table 81 – Structured IdentificationObject data types.....	39
Table 82 – Simple ReadDeviceIdentificationRsp data types.....	40
Table 83 – Structured ReadDeviceIdentificationRsp data types.....	41
Table 84 – Simple PrivateModbusReq data types.....	41
Table 85 – Structured PrivateModbusReq data types.....	41
Table 86 – Simple PrivateModbusRsp data types.....	41
Table 87 – Structured PrivateModbusRsp data types.....	42
Table 88 – Simple UnconfirmedPrivateModbusReq data types.....	42
Table 89 – Structured UnconfirmedPrivateModbusReq data types.....	42
Table 90 – Structured UnconfirmedPrivateModbusRsp data types.....	42
Table 91 – Simple ModbusExceptionRsp data types.....	43
Table 92 – Structured ModbusExceptionRsp data types.....	43
Table 93 – Simple channel parameter data types.....	44
Table 94 – Structured channel parameter data types.....	45
Table 95 – Simple common identification data types.....	46
Table 96 – Simple device information data types.....	47
Table 97 – Structured device information data types.....	48
Table 98 – Simple scan identification data types.....	49
Table 99 – Structured scan identification data types.....	49
Table 100 – Structured device type identification data types.....	50
Table 101 – Mapping of protocol specific identification objects in FDT.....	52
Table 102 – Additional information for optional identification objects.....	52

INTERNATIONAL ELECTROTECHNICAL COMMISSION

FIELD DEVICE TOOL (FDT) INTERFACE SPECIFICATION –

**Part 315: Communication profile integration –
IEC 61784 CPF 15**

FOREWORD

- 1) The International Electrotechnical Commission (IEC) is a worldwide organization for standardization comprising all national electrotechnical committees (IEC National Committees). The object of IEC is to promote international co-operation on all questions concerning standardization in the electrical and electronic fields. To this end and in addition to other activities, IEC publishes International Standards, Technical Specifications, Technical Reports, Publicly Available Specifications (PAS) and Guides (hereafter referred to as "IEC Publication(s)"). Their preparation is entrusted to technical committees; any IEC National Committee interested in the subject dealt with may participate in this preparatory work. International, governmental and non-governmental organizations liaising with the IEC also participate in this preparation. IEC collaborates closely with the International Organization for Standardization (ISO) in accordance with conditions determined by agreement between the two organizations.
- 2) The formal decisions or agreements of IEC on technical matters express, as nearly as possible, an international consensus of opinion on the relevant subjects since each technical committee has representation from all interested IEC National Committees.
- 3) IEC Publications have the form of recommendations for international use and are accepted by IEC National Committees in that sense. While all reasonable efforts are made to ensure that the technical content of IEC Publications is accurate, IEC cannot be held responsible for the way in which they are used or for any misinterpretation by any end user.
- 4) In order to promote international uniformity, IEC National Committees undertake to apply IEC Publications transparently to the maximum extent possible in their national and regional publications. Any divergence between any IEC Publication and the corresponding national or regional publication shall be clearly indicated in the latter.
- 5) IEC provides no marking procedure to indicate its approval and cannot be rendered responsible for any equipment declared to be in conformity with an IEC Publication.
- 6) All users should ensure that they have the latest edition of this publication.
- 7) No liability shall attach to IEC or its directors, employees, servants or agents including individual experts and members of its technical committees and IEC National Committees for any personal injury, property damage or other damage of any nature whatsoever, whether direct or indirect, or for costs (including legal fees) and expenses arising out of the publication, use of, or reliance upon, this IEC Publication or any other IEC Publications.
- 8) Attention is drawn to the Normative references cited in this publication. Use of the referenced publications is indispensable for the correct application of this publication.
- 9) Attention is drawn to the possibility that some of the elements of this IEC Publication may be the subject of patent rights. IEC shall not be held responsible for identifying any or all such patent rights.

International Standard IEC 62453-315 has been prepared by subcommittee 65E: Devices and integration in enterprise systems, of IEC technical committee 65: Industrial-process measurement, control and automation.

This bilingual version (2015-06) corresponds to the English version, published in 2009-07.

This part, in conjunction with the other parts of the first edition of the IEC 62453 series cancels and replaces IEC/PAS 62453-1, IEC/PAS 62453-2, IEC/PAS 62453-3, IEC/PAS 62453-4 and IEC/PAS 62453-5 published in 2006, and constitutes a technical revision.

Each part of the IEC 62453-3xy series is intended to be read in conjunction with IEC 62453-2.

The text of this standard is based on the following documents:

FDIS	Report on voting
65E/131/FDIS	65E/144/RVD

Full information on the voting for the approval of this standard can be found in the report on voting indicated in the above table.

The French version of this standard has not been voted upon.

This publication has been drafted in accordance with the ISO/IEC Directives, Part 2.

A list of all parts of the IEC 62453 series, under the general title *Field Device Tool (FDT) interface specification*, can be found on the IEC website.

The committee has decided that the contents of this publication will remain unchanged until the maintenance result date indicated on the IEC web site under "<http://webstore.iec.ch>" in the data related to the specific publication. At this date, the publication will be

- reconfirmed,
- withdrawn,
- replaced by a revised edition, or
- amended.

iTeh STANDARD PREVIEW
(standards.iteh.ai)

IMPORTANT – The 'colour inside' logo on the cover page of this publication indicates that it contains colours which are considered to be useful for the correct understanding of its contents. Users should therefore print this document using a colour printer.

INTRODUCTION

This part of IEC 62453 is an interface specification for developers of FDT (Field Device Tool) components for function control and data access within a client/server architecture. The specification is a result of an analysis and design process to develop standard interfaces to facilitate the development of servers and clients by multiple vendors that need to interoperate seamlessly.

With the integration of fieldbuses into control systems, there are a few other tasks which need to be performed. In addition to fieldbus- and device-specific tools, there is a need to integrate these tools into higher-level system-wide planning- or engineering tools. In particular, for use in extensive and heterogeneous control systems, typically in the area of the process industry, the unambiguous definition of engineering interfaces that are easy to use for all those involved is of great importance.

A device-specific software component, called DTM (Device Type Manager), is supplied by the field device manufacturer with its device. The DTM is integrated into engineering tools via the FDT interfaces defined in this specification. The approach to integration is in general open for all kinds of fieldbuses and thus meets the requirements for integrating different kinds of devices into heterogeneous control systems.

Figure 1 shows how IEC 62453-315 is aligned in the structure of the IEC 62453 series.

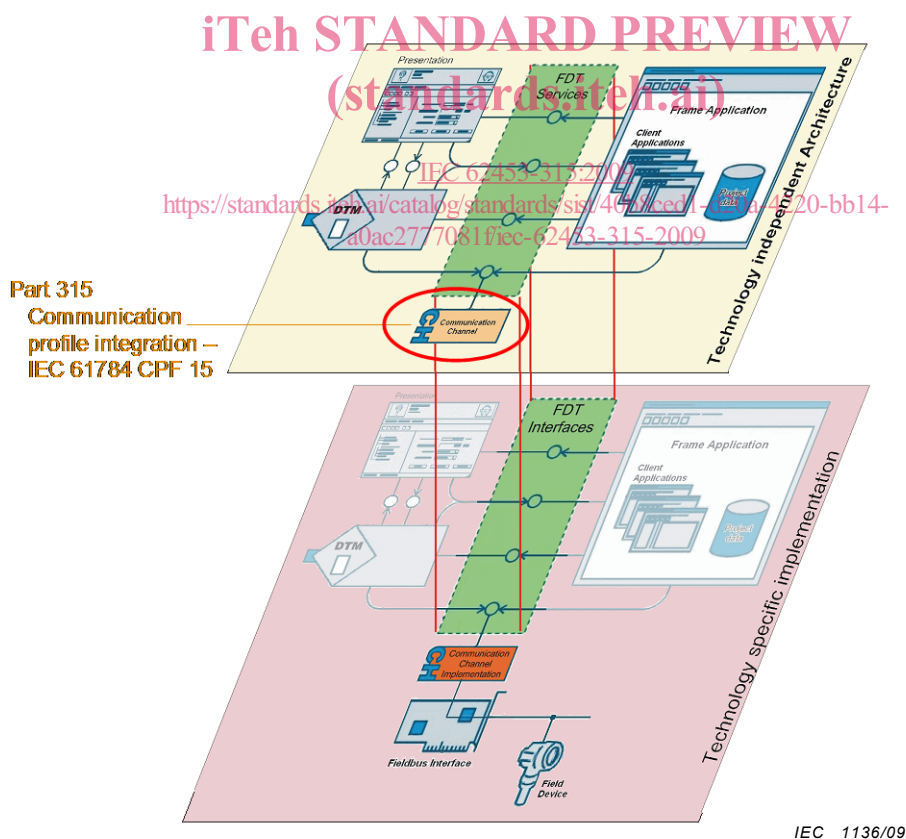


Figure 1 – Part 315 of the IEC 62453 series

FIELD DEVICE TOOL (FDT) INTERFACE SPECIFICATION –

Part 315: Communication profile integration – IEC 61784 CPF 15

1 Scope

Communication Profile Family 15 (commonly known as Modbus¹) defines communication profiles based on IEC 61158-5-15 and IEC 61158-6-15. The basic profile CP 15/1 (Modbus TCP) is defined in IEC 61784-1. An additional communication profile (Modbus Serial Line) is defined in [2].

This part of the IEC 62453 provides information for integrating Modbus TCP® and Modbus Serial Line® protocol support into FDT based systems.

NOTE This part of IEC 62453 only specifies the mapping of Modbus parameters to FDT data types. For restrictions of protocol specific parameters concerning allowed values and concerning limitations of arrays used in the definition of FDT data types, refer to IEC 61158-5-15 and the MODBUS Application Protocol Specification.

2 Normative references

iTeh STANDARD PREVIEW

The following referenced documents are indispensable for the application of this document. For dated references, only the edition cited applies. For undated references, the latest edition of the referenced document (including any amendments) applies.

[IEC 62453-315:2009](#)

IEC 61131-3, *Programmable controllers – Part 3: Programming languages*

[IEC 61131-3:2011](#)

IEC 61158-5-15, *Industrial communication networks – Fieldbus specifications – Part 5-15: Application layer service definition – Type 15 elements*

IEC 61158-6-15, *Industrial communication networks – Fieldbus specifications – Part 6-20: Application layer protocol specification – Type 15 elements*

IEC 61784-1, *Industrial communication networks – Profiles – Part 1: Fieldbus profiles*

IEC 61784-2, *Industrial communication networks – Profiles – Part 2: Additional fieldbus profiles for real-time networks based on ISO/IEC 8802-3*

IEC 62453-1:2009, *Field Device Tool (FDT) interface specification – Part 1: Overview and guidance*

IEC 62453-2:2009, *Field Device Tool (FDT) interface specification – Part 2: Concepts and detailed description*

RFC 791, *Internet Protocol* (available at <http://www.ietf.org/rfc/rfc0791.txt>)

1) Modbus is the trademark of Schneider Automation Inc. It is registered in the United States of America. This information is given for the convenience of users of this International Standard and does not constitute an endorsement by IEC of the trademark holder or any of its products. Compliance to this profile does not require use of the trademark Modbus. Use of the trademark Modbus requires permission from Schneider Automation Inc.

3 Terms, definitions, symbols, abbreviated terms and conventions

3.1 Terms and definitions

For the purposes of this document, the terms and definitions given in IEC 62453-1, IEC 62453-2 and the following apply.

3.2 Abbreviated terms

For the purposes of this document, the abbreviations given in IEC 62453-1, IEC 62453-2 and the following apply.

ASCII	American Standard Code for Information Interchange
DTM	Device Type Manager
FA	Frame Application
IP	Internet Protocol
RFC	Request For comment
TCP	Transmission Control Protocol

3.3 Conventions

3.3.1 Data type names and references to data types

The conventions for naming and referencing of data types are explained in IEC 62453-2 Clause A.1.

3.3.2 Vocabulary for requirements

The following expressions are used when specifying requirements.

- Usage of “shall” or “mandatory”
- Usage of “should” or “recommended”
- Usage of “can” or “optional”
- No exceptions allowed.
- Strong recommendation. It may make sense in special exceptional cases to differ from the described behaviour.
- Function or behaviour may be provided, depending on defined conditions.

4 Bus category

The Modbus protocol is identified in the protocolId element of the structured data type 'fdt:BusCategory' by the following unique identifiers (see Table 1).

Table 1 – Protocol identifiers

Identifier value	ProtocolId name	Description
59629a40-285f-11db-a98b-0800200c9a66	'Modbus over Serial Line'	Modbus over Serial Line
59629a41-285f-11db-a98b-0800200c9a66	'Modbus over TCP'	Modbus over TCP

5 Access to instance and device data

5.1 Process Channel objects provided by DTM

For Modbus no minimum set of parameters is defined which must be provided by a DTM. If a DTM provides process values, the process variables should be modeled as Process Channels.

5.2 DTM services to access instance and device data

Not applicable.

6 Protocol specific behavior

6.1 General

This clause specifies how unconfirmed Modbus requests shall be handled in FDT. Two types of unconfirmed Modbus requests are supported in FDT:

- broadcasts;
- unconfirmed private Modbus requests.

6.2 Broadcasting

In broadcast mode, a DTM can send a Modbus request to all devices connected to the bus. This mode is only supported for devices which are connected via Modbus Serial Line. The connection can either be a direct connection or a connection via a gateway. The broadcast mode must be initiated by a `fdtmodbus:ConnectRequest` with the slave address of the target device set to 0 (`slaveAddress=0`). For more detailed information about the address information which has to be provided for broadcast mode, see Table 2.

Table 2 – Address information for broadcast mode

Data type	Definition			Description
	Elementary data types	U s a g e	Multiplicity	
ModbusSerial	STRUCT			Address information for Modbus Serial Line
	slaveAddress	M	[1..1]	Shall be 0 for broadcast mode
ModbusTCP	STRUCT			Address information for Modbus TCP:
	slaveAddress	M	[1..1]	Shall be 0 for broadcast mode
	tcpAddress	M	[1..1]	IP address of the Modbus TCP/ Modbus Serial Line gateway
	tcpPort	O	[0..1]	Port for Modbus TCP connection (if no port information is provided, the default port 502 shall be used)

Because in broadcast mode no response will be returned by the device, the broadcast mode shall be used only with the transaction requests shown in Table 3:

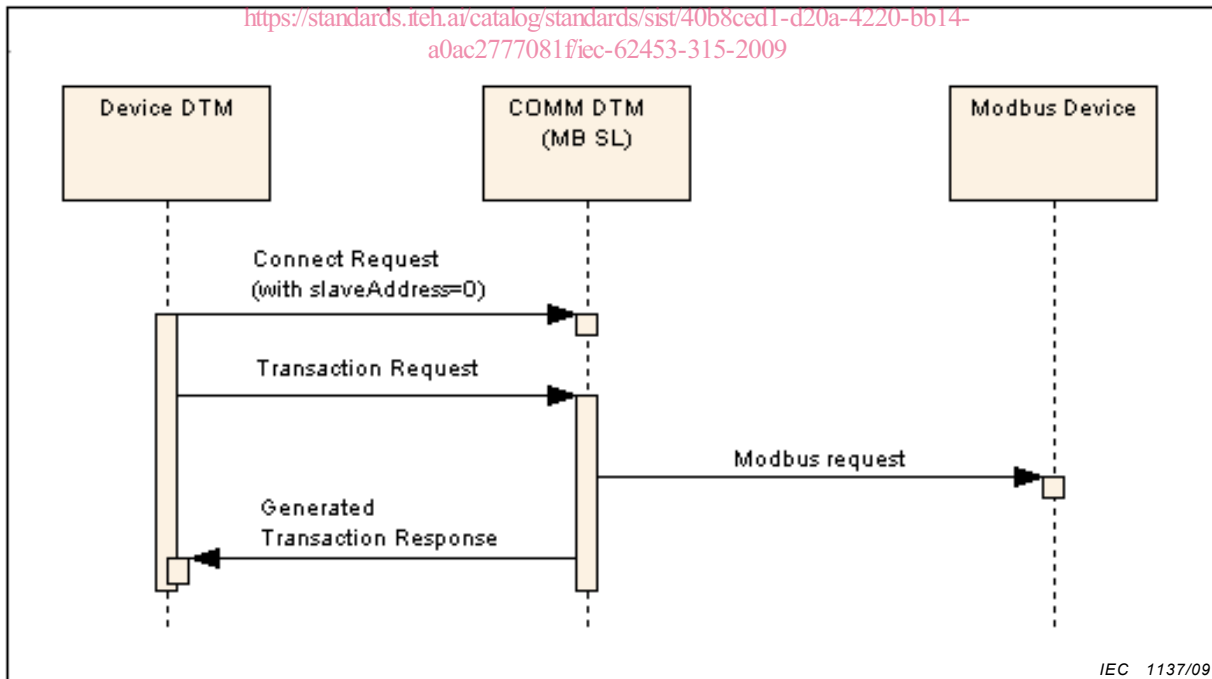
Table 3 – Broadcast transaction requests

Broadcast transaction requests	Restrictions
WriteSingleCoilReq	None
WriteSingleRegisterReq	None
DiagnosticsReq	This transaction request shall be used in broadcast mode only with the following sub-functions: - 0x01: Restart Communication Option - 0x03: Change ASCII Input Delimiter - 0x04: Force Listen Only Mode - 0x0A: Clear Counters and Diagnostic Register - 0x14: Clear Overrun Counter and Flag
WriteMultipleCoilsReq	None
WriteMultipleRegistersReq	None
WriteFileRecordReq	None
MaskWriteRegisterReq	None
PrivateModbusReq	Shall be used only with private services where no response is required from the device

Although in broadcast mode no response will be returned by the target devices a transaction response, which corresponds to the transaction request shall be generated. This transaction response shall be generated in order to inform the DTM that the broadcast request was sent on the bus. If a Modbus Communication DTM is used to establish the communication, it has to provide this generated transaction response (see Figure 2 and Figure 3).

[IEC 62453-315:2009](https://standards.iteh.ai/catalog/standards/sist/40b8ced1-d20a-4220-bb14-a0ac2777081f/iec-62453-315-2009)

<https://standards.iteh.ai/catalog/standards/sist/40b8ced1-d20a-4220-bb14-a0ac2777081f/iec-62453-315-2009>



IEC 1137/09

Figure 2 – Broadcast sequence with Modbus Serial Line Communication DTM

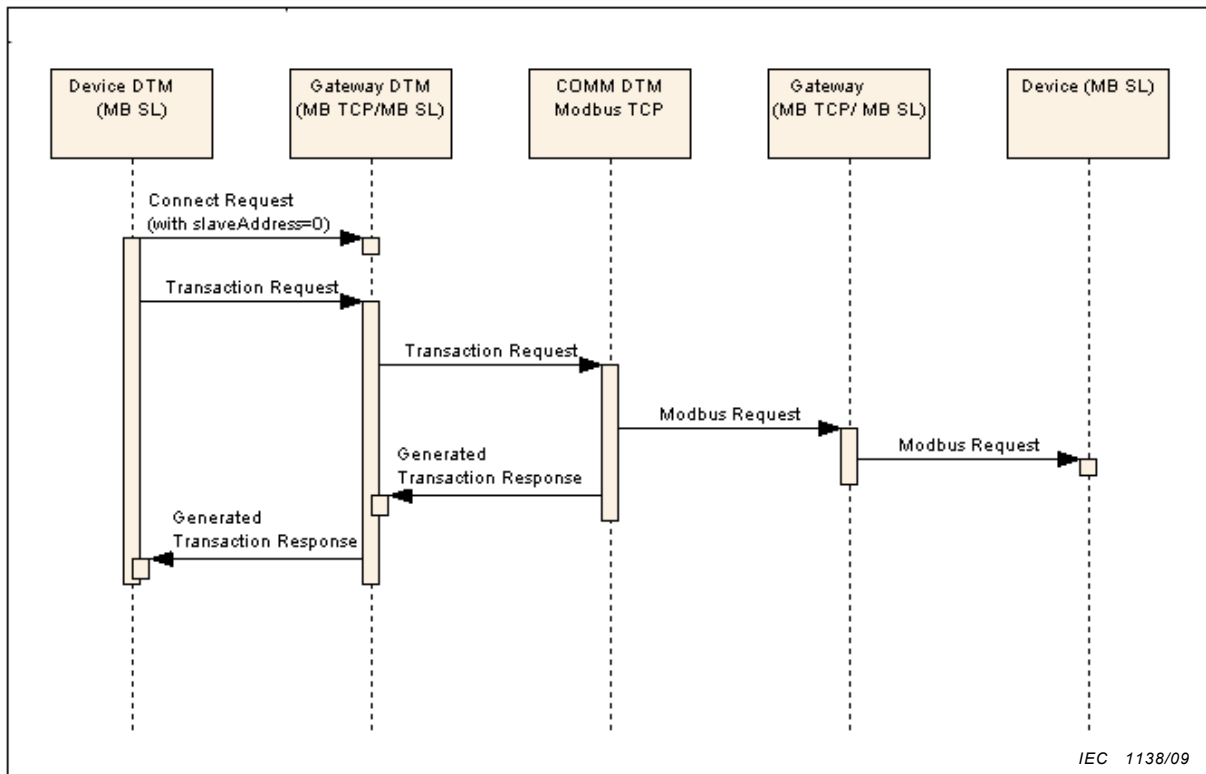


Figure 3 – Broadcast sequence with Modbus TCP Communication DTM
 (standards.iteh.ai)

If no Modbus Communication DTM is used to establish the communication, the Modbus Gateway DTM, which provides the link to the higher communication level different from Modbus, has to provide this transaction response (see Figure 4).

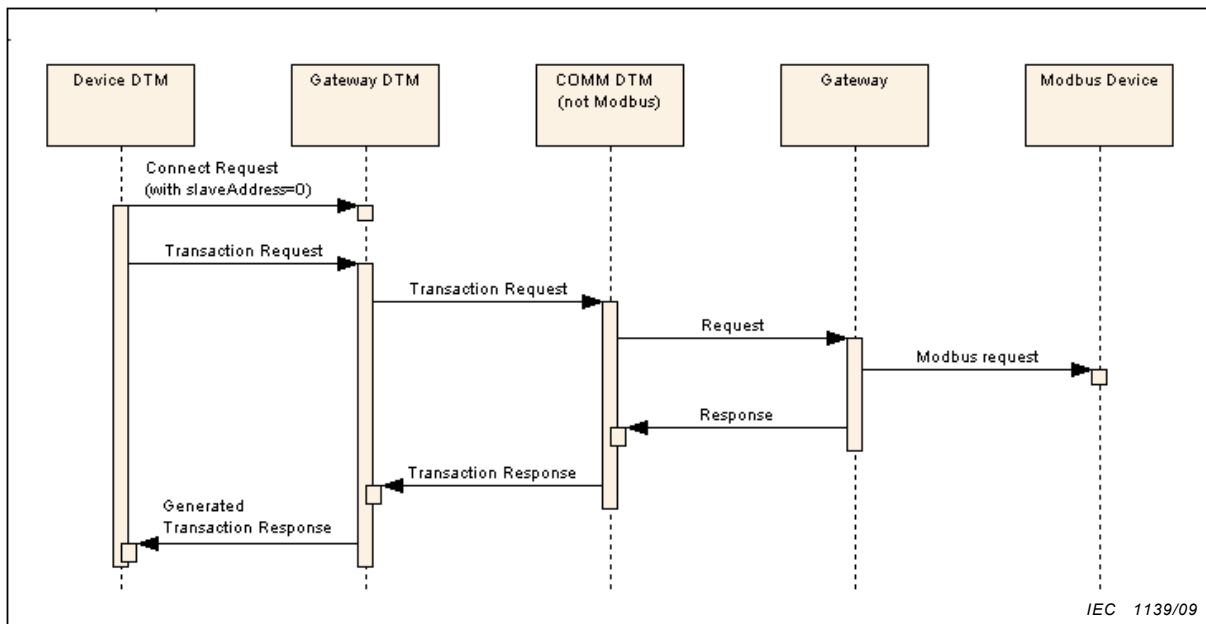


Figure 4 – Broadcast sequence without Modbus Communication DTM

6.3 Unconfirmed private Modbus request

This transaction request can be used to send any unconfirmed private Modbus request. Although no response will be returned by the target device, a transaction response, which corresponds to the transaction request, shall be generated. This transaction response shall be