

# INTERNATIONAL STANDARD

**ISO**  
**8826-1**

First edition  
1989-08-01

---

---

## Technical drawings — Rolling bearings —

### Part 1: General simplified representation

**iTeh STANDARD PREVIEW**

*Dessins techniques — Roulements —  
(standards.iteh.ai)  
Partie 1: Représentation simplifiée générale*

ISO 8826-1:1989

<https://standards.iteh.ai/catalog/standards/sist/04ee0239-fcbb-4675-9cfl-d931c5238883/iso-8826-1-1989>



Reference number  
ISO 8826-1 : 1989 (E)

## Foreword

ISO (the International Organization for Standardization) is a worldwide federation of national standards bodies (ISO member bodies). The work of preparing International Standards is normally carried out through ISO technical committees. Each member body interested in a subject for which a technical committee has been established has the right to be represented on that committee. International organizations, governmental and non-governmental, in liaison with ISO, also take part in the work. ISO collaborates closely with the International Electrotechnical Commission (IEC) on all matters of electrotechnical standardization.

Draft International Standards adopted by the technical committees are circulated to the member bodies for approval before their acceptance as International Standards by the ISO Council. They are approved in accordance with ISO procedures requiring at least 75 % approval by the member bodies voting.

International Standard ISO 8826-1 was prepared by Technical Committee ISO/TC 10, *Technical drawings*.

<https://standards.iteh.ai/catalog/standards/sist/04ee0239-fcbb-4675-9cfl-6951c5238885/iso-8826-1-1989>

ISO 8826 will consist of the following parts, under the general title *Technical drawings*

— *Rolling bearings*:

- *Part 1: General simplified representation*
- *Part 2: Detailed simplified representation*

© ISO 1989

All rights reserved. No part of this publication may be reproduced or utilized in any form or by any means, electronic or mechanical, including photocopying and microfilm, without permission in writing from the publisher.

International Organization for Standardization  
Case postale 56 • CH-1211 Genève 20 • Switzerland

Printed in Switzerland

## Introduction

ISO 8826 provides rules for the simplified representation of rolling bearings.

The principle of drawing practice is to depict the object to scale using lines. In simplified representations, only essential features are shown, preferably in outline (in order to save time and effort).

The degree of simplification depends on the kind of object represented, the scale of the drawing and the purpose of the documentation. This means that either a general simplified representation or a detailed one may be used. A detailed representation shows more details of a rolling bearing, for example the number of rows or the possibility of alignment (see ISO 8826-2).

**iTeh STANDARD PREVIEW**  
**(standards.iteh.ai)**

In order to avoid misunderstandings, only one kind of simplification, either the general or the detailed simplified representation, should be used on a drawing.

[ISO 8826-1:1989](https://standards.iteh.ai/catalog/standards/sist/04ee0239-fcbb-4675-9cf1-d931c5238883/iso-8826-1-1989)

<https://standards.iteh.ai/catalog/standards/sist/04ee0239-fcbb-4675-9cf1-d931c5238883/iso-8826-1-1989>

**iTeh STANDARD PREVIEW**  
**(standards.iteh.ai)**

This page intentionally left blank

ISO 8826-1:1989

<https://standards.iteh.ai/catalog/standards/sist/04ee0239-fcbb-4675-9cfl-d931c5238883/iso-8826-1-1989>

# Technical drawings — Rolling bearings —

## Part 1: General simplified representation

### 1 Scope

This part of ISO 8826 specifies the general simplified representation for rolling bearings.

This representation should be used when it is not necessary to show the exact shape and details of the rolling bearing, for example in assembly drawings.

### 2 Normative reference

The following standard contains provisions which, through reference in this text, constitute provisions of this part of ISO 8826. At the time of publication, the editions indicated was valid. All standards are subject to revision, and parties to agreements based on this part of ISO 8826 are encouraged to investigate the possibility of applying the most recent edition of the standard indicated below. Members of IEC and ISO maintain registers of currently valid International Standards.

ISO 128 : 1982, *Technical drawings — General principles of presentation*.

### 3 Method of representation

#### 3.1 Lines

All features of the simplified representation shall be drawn with the same line thickness used for all other visible outlines and edges on the drawing (line type A, ISO 128).

#### 3.2 Scale

The contour of the simplified representation shall be drawn to the same scale as used for the drawing.

#### 3.3 General simplified representation

For general purposes (without specified load-bearing characteristics or bearing features, where it is not necessary to show the exact contour), the rolling bearing shall be represented by a square and a free-standing upright cross centred in the square (see figure 1). The cross shall not touch the outlines.

This representation shall be used in the space on one or both sides of the axis (see for example figure 3, for the case of a horizontal axis).

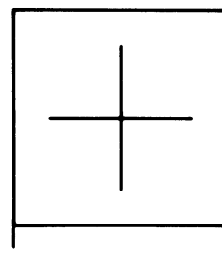


Figure 1

If it is necessary to show the exact contour of a rolling bearing, it should be represented by the true outline of its cross-section, with the upright cross in a central position (see figure 2). The cross shall not touch the outlines.

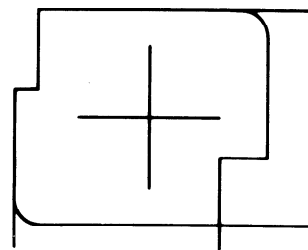


Figure 2

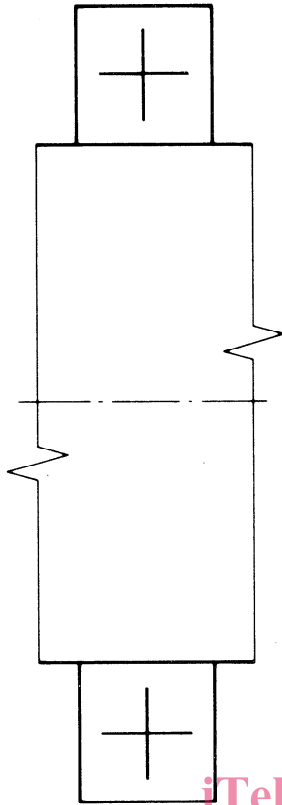


Figure 3

In cases where special attention needs to be drawn to the assembly of a rolling bearing, the desired requirements shall be given, for example by text or specification.

#### 4 Hatching

In simplified representations, hatching should be avoided. If, in special cases, greater clarity is necessary (for example in more detailed representations or illustrations for catalogues in accordance with ISO 8826-2), all parts of the bearing except the rolling elements, which have the same item reference, should be hatched, in the same direction and with continuous thin lines (type B, ISO 128) (see figure 4). Parts of bearings with different item references may be hatched in different directions and/or with different spacing.

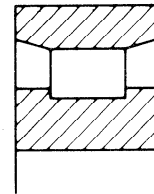


Figure 4

iTeh STANDARD PREVIEW  
(standards.iteh.ai)

[ISO 8826-1:1989](https://standards.iteh.ai/catalog/standards/sist/04ee0239-fcbb-4675-9cf1-d931c5238883/iso-8826-1-1989)

<https://standards.iteh.ai/catalog/standards/sist/04ee0239-fcbb-4675-9cf1-d931c5238883/iso-8826-1-1989>

**iTeh STANDARD PREVIEW**  
**(standards.iteh.ai)**

This page intentionally left blank

ISO 8826-1:1989

<https://standards.iteh.ai/catalog/standards/sist/04ee0239-fcbb-4675-9cfl-d931c5238883/iso-8826-1-1989>

**iTeh STANDARD PREVIEW**  
**(standards.iteh.ai)**

ISO 8826-1:1989

<https://standards.iteh.ai/catalog/standards/sist/04ee0239-fcbb-4675-9cfl-d931c5238883/iso-8826-1-1989>

---

---

**UDC 744.4 : 621.822.6/.8**

**Descriptors** : drawings, technical drawings, bearings, rolling bearings, graphic methods.

Price based on 2 pages

---

---