



## Standard Terminology of Building Seals and Sealants<sup>1</sup>

This standard is issued under the fixed designation C 717; the number immediately following the designation indicates the year of original adoption or, in the case of revision, the year of last revision. A number in parentheses indicates the year of last reapproval. A superscript epsilon ( $\epsilon$ ) indicates an editorial change since the last revision or reapproval.

### 1. Scope

1.1 This standard covers terms, related standard definitions, and descriptions of terms used or likely to be used in standard test methods, specifications, guides, and practices (related to building seals and sealants) consistent with the scope and areas of interest of ASTM Committee C24.

1.2 Definitions and descriptions of terms are written to ensure that building seals and sealants standards are properly understood and interpreted.

### 2. Referenced Documents

#### 2.1 ASTM Standards:

- C 509 Specification for Elastomeric Cellular Preformed Gasket and Sealing Material<sup>2</sup>
- C 542 Specification for Lock-Strip Gaskets<sup>2</sup>
- C 716 Specification for Installing Lock-Strip Gaskets and Infill Glazing Materials<sup>2</sup>
- C 790 Guide for Use of Latex Sealants<sup>2</sup>
- C 797 Practices and Terminology for Use of Oil- and Resin-Based Putty and Glazing Compounds<sup>2</sup>
- C 898 Guide for Use of High Solids Content, Cold Liquid-Applied Elastomeric Waterproofing Membrane with Separate Wearing Course<sup>2</sup>
- C 957 Specification for High-Solids Content, Cold Liquid-Applied Elastomeric Waterproofing Membrane with Integral Wearing Surface<sup>2</sup>
- C 961 Test Method for Lap Shear Strength for Hot-Applied Sealants<sup>2</sup>
- C 964 Guide for Lock-Strip Gasket Glazing<sup>2</sup>
- C 981 Guide for Design of Built-Up Bituminous Membrane Waterproofing Systems for Building Decks<sup>2</sup>
- C 1021 Practice for Laboratories Engaged in the Testing of Building Sealants<sup>2</sup>
- C 1127 Guide for Use of High Solids Content, Cold Liquid-Applied Elastomeric Waterproofing Membrane with an Integral Wearing Surface<sup>2</sup>
- C 1193 Guide for Use of Joint Sealants<sup>2</sup>

- D 883 Terminology Relating to Plastics<sup>3</sup>
- D 1079 Terminology Relating to Roofing, Waterproofing, and Bituminous Material<sup>4</sup>
- D 1565 Specification for Flexible Cellular Materials—Vinyl Chloride Polymers and Copolymers (Open-Cell Foam)<sup>3</sup>
- D 1566 Terminology Relating to Rubber<sup>5</sup>
- D 2102 Test Method for Shrinkage of Textile Fibers (Bundle Test)<sup>6</sup>
- E 631 Terminology of Building Constructions<sup>7</sup>
- 2.2 *ACI (American Concrete Institute) Standard:*
  - 301-72 (1975) Specifications to Structural Concrete for Buildings<sup>8</sup>

### 3. Significance and Use

#### 3.1 Definitions:

3.1.1 Terms and their related standard definitions in Section 4 are intended for use uniformly and consistently in all building seals and sealants test methods, specifications, guides, and practices. The purpose of such use is to promote a clear understanding and interpretation of the standards in which they are used.

3.1.2 Definitions of terms are written in the broadest sense possible, consistent with the intended meaning. Definitions have not been limited to a specific technical field when they can have a multi-field application.

3.1.3 The definition of a term that can have different meanings in different technical fields is preceded by a phrase limiting it to the specific field intended, that is, “in building construction.”

#### 3.2 Description of Terms:

3.2.1 Descriptions of Terms are special purpose definitions intended to provide a precise understanding and interpretation of the seals and sealants standards in which they are used.

3.2.2 A specific description of a term is applicable to the standard or standards in which the term is described and used.

3.2.3 Each standard in which a term is used, in a specially defined manner, should list the term and its description under the subheading, descriptions of terms.

<sup>1</sup> This terminology is under the jurisdiction of ASTM Committee C24 on Building Seals and Sealants and is the direct responsibility of Subcommittee C24.01 on Terminology of Building Seals and Sealants.

The boldface designations refer to the original source of the definition and the ASTM Technical Committee having jurisdiction.

Current edition approved March 10, 2001. Published May 1 2001. Originally published as C 717 – 72. Last previous edition C 717 – 00a.

<sup>2</sup> *Annual Book of ASTM Standards*, Vol 04.07.

<sup>3</sup> *Annual Book of ASTM Standards*, Vol 08.01.

<sup>4</sup> *Annual Book of ASTM Standards*, Vol 04.04.

<sup>5</sup> *Annual Book of ASTM Standards*, Vol 09.01.

<sup>6</sup> *Annual Book of ASTM Standards*, Vol 07.01.

<sup>7</sup> *Annual Book of ASTM Standards*, Vol 04.11.

<sup>8</sup> Available from American Concrete Institute, P.O. Box 19150 Redford Station, Detroit, MI 48219.

4. Terminology

4.1 Terms and Definitions:

**adhesive failure**, *n*—*in building construction*, failure of the bond between the sealant, adhesive, or coating and the substrate surface.

**back bedding**, *n*—See **bedding**.

**back putty**, *n*—See **bedding**.

**back-up material**—See **sealant backing**.

**band aid sealant joint**, *n*—Use **bridge sealant joint** (preferred term).

**bead**, *n*—*in building construction*, in sealants and glazing, a strip of applied sealant, glazing compound, or putty.

**bed**, *v*—*in building construction in glazing*, to apply a bead of sealant between a lite of glass or a panel and the stationary stops or sight bars of the sash or frame.

**bed**, *n*—See **bedding**.

**bedding**, *n*—*in building construction in glazing*, a bead of sealant applied between a lite of glass or a panel and the

stationary stop or sight bar of the sash or frame. It is usually the first bead to be applied when setting glass or panels.

**bicellular sealant backing**, *n*—a flexible and very compressible extruded shape (usually cylindrical), with a surface skin, that is composed of both open and closed cell material.

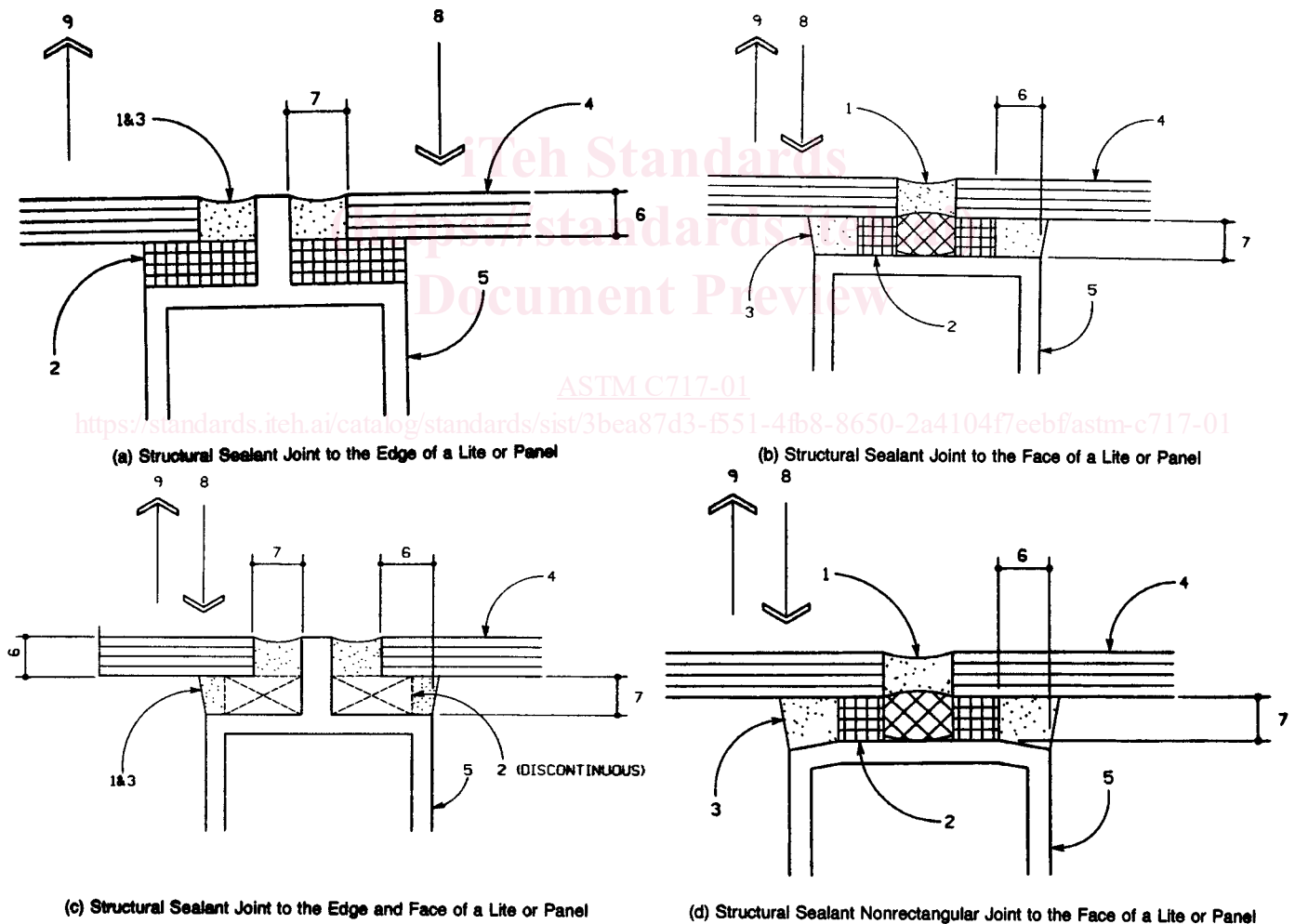
**bite**, *n*—*in building construction in glazing*, the effective structural contact dimension of a structural sealant. (See Fig. 1 and Fig. 2.)

**bloom**, *n*—*in building construction*, a substance formed by blooming.

**blooming**, *v*—*in building construction*, movement or diffusion of a component such as a plasticizer, monomer, unreacted polymer or other formulation ingredient to a sealant, coating, or membrane surface.

**bond breaker**—*in building construction*, a material to prevent adhesion at a designated interface.

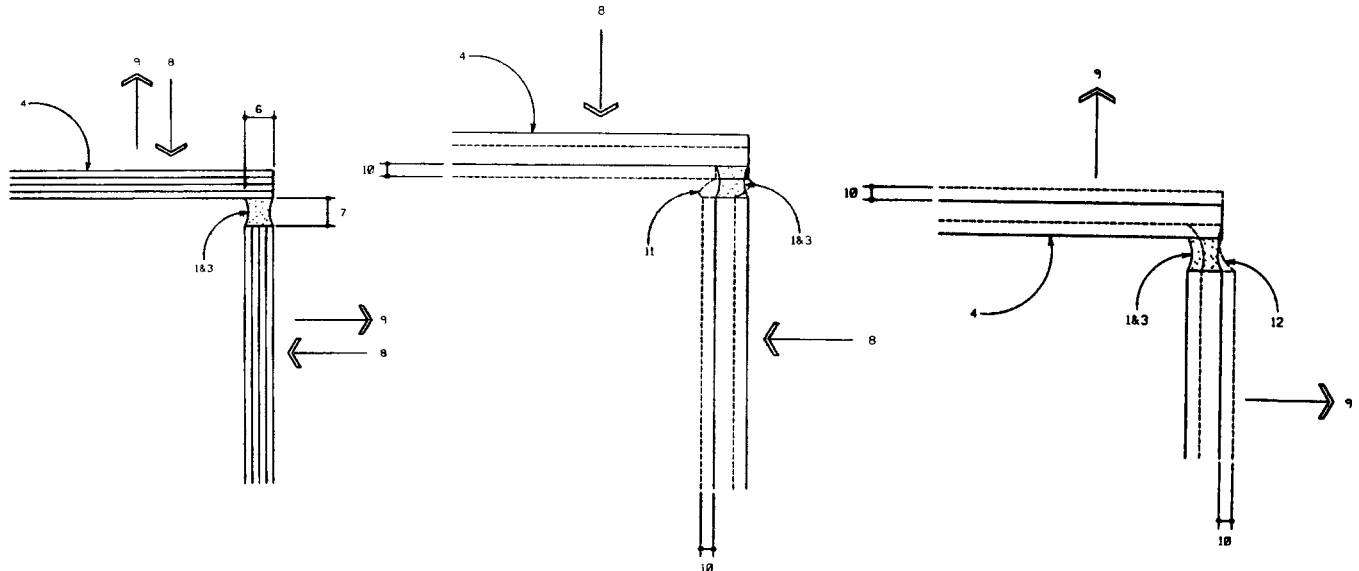
**bridge sealant joint**, *n*—*in building construction*, a joint where sealant is applied over the joint to the face of



LEGEND

- (1) Weather seal
- (2) Spacer
- (3) Structural Sealant
- (4) Glass Lite or Panel
- (5) Metal Framing System
- (6) Bite (B)
- (7) Thickness (T)
- (8) Positive Lateral Load
- (9) Negative Lateral Load
- (10) Movement Due to Lateral Load
- (11) Sealant in Compression Due to Lateral Load
- (12) Sealant in Tension and Shear Due to Lateral Load

FIG. 1 Typical Structural Sealant Joint Configurations



(a) Vertical Corner With One Lite or Panel Structurally Sealed to the Other (b) Positive Applied Lateral Load (c) Negative Applied Lateral Load

FIG. 2 Applied Load Transfer at a Vertical Corner Structural Sealant Joint (see Fig. 1 for Legend)

substrates that are in approximately the same plane (see Fig. 3).

DISCUSSION—Not to be confused with joints in bridges.

*building seal*—See *seal*.

**butt glazing**, *n*—in building construction, a glazing system wherein butt joints are formed between lites and filled with a glazing sealant.

*butt joint*, *n*—See **butt sealant joint**. (See Fig. 4.)

**butt sealant joint**, *n*—in building construction, a joint where sealant is applied within the joint between approximately parallel substrate surfaces that are face-to-edge or edge-to-edge. (See Fig. 4.)

**caulk**, *v*—in building construction, to install or apply a sealant across or into a joint, crack, or crevice.

*caulk*, *n*—See **sealant**.

*caulking*, *n*—See **sealant**.

*caulking compound*, *n*—See **sealant**.

**cell**, *n*—a single small cavity surrounded partially or completely by walls. **D 1566; D-11**

**cellular material**, *n*—a generic term for materials containing many cells (either open, closed, or both) dispersed through the mass. **D 1565; D1566; D-11**

**chalk**, *n*—in building construction, a powder formed by chalking

DISCUSSION—The powder is not necessarily white.

**chalking**, *v*—in building construction, formation of a powder on the surface of a sealant, coating, or membrane that is caused by the disintegration of the polymer or binding medium due to weathering.

DISCUSSION—Chalk on a light color sealant is often white, however a darker color can also exhibit chalking.

**closed cell**, *n*—a cell totally enclosed by its walls and hence not interconnecting with other cells. **D 883; D-20**

**closed cell material**, *n*—a cellular material in which substantially all cells in the mass are closed cells.

**closed cell sealant backing**, *n*—in building construction, a flexible and somewhat compressible extruded shape (usually cylindrical), with a surface skin, that is composed of closed cell material.

**cohesive failure**, *n*—in building construction, failure characterized by rupture within the sealant, adhesive, or coating.

**cold joint**, *n*—a plane of weakness in concrete caused by an interruption or delay in the placing operation, which permits

FIGURE LEGEND

- A SEALANT
- B SEALANT BACKING
- C BOND BREAKER
- D JOINT
- E SUBSTRATE FACE
- F SUBSTRATE EDGE

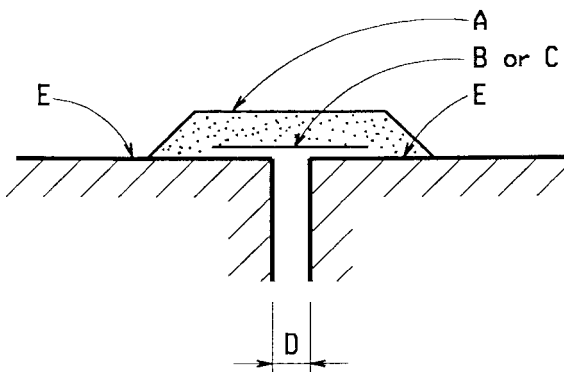
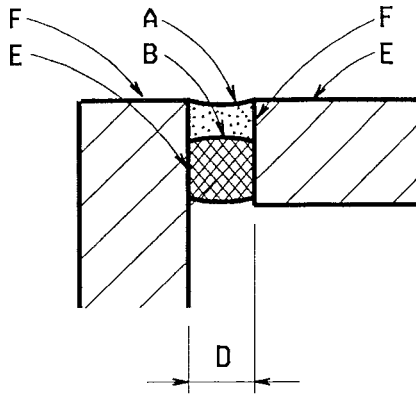
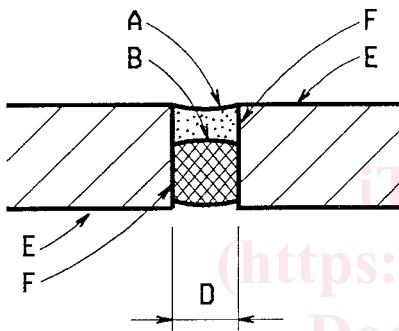


FIG. 3 Bridge Sealant Joint



a. face to edge



b. edge to edge

- A—Sealant
- B—Sealant backing
- C—Bond breaker
- D—Joint
- E—Substrate face
- F—Substrate edge

FIG. 4 Butt Sealant Joint

the first batch to start setting before the next batch is placed, resulting in little or no bond between the two batches.

**compatibility**, *n*—*in building construction*, the capability of two or more materials to be placed in contact or close proximity with one another and each material maintaining its usual physical or chemical properties, or both.

**compatible materials**, *n*—*in building construction*, compounds or substances that can exist in close proximity to one another without detrimental effects on either.

**compound**, *n*—an intimate mixture of all the ingredients necessary for a finished material or product.

**compression gasket**, *n*—a gasket designed to be used under compression.

**compression glazing**, *n*—see **compression glazing system**.

**compression glazing**, *v*—*in building construction*, the act of installing components into a compression glazing system.

**compression glazing system**, *n*—*in building construction*, gasket(s) or a combination of sealant(s) and gasket(s) used to provide weather-tightness by way of continuous pressure on the components in the joint.

**compression seal**, *n*—a seal which is attained by a compressive force on the sealing material.

**construction joint**, *n*—*in building construction*, a formed or assembled joint at a predetermined location where two successive placements (“lifts”) of concrete meet.

DISCUSSION—Frequently a keyway or reinforcement is placed across the joint. With proper design, this joint may also function as a control or an isolation joint.

**control joint**, *n*—*in building construction*, a formed, sawed, tooled, or assembled joint acting to regulate the location and degree of cracking and separation resulting from the dimensional change of different elements of a structure.

DISCUSSION—The joint is usually installed in concrete and concrete masonry construction to induce controlled cracking at preselected locations or where a concentration of stresses is expected.

**creep**, *n*—the time dependent part of a strain resulting from stress.

D 1079; D-8

**cure**, *v*—*in building construction*, to attain the intended performance properties of a compound by means of evaporation, chemical reaction, heat, radiation, or combinations thereof.

**cure**, *n*—*in building construction*, the process by which a compound attains its intended performance properties by means of evaporation, chemical reaction, heat, radiation, or combinations thereof.

**cured**, *adj*—*in building construction*, pertaining to the state of a compound that has attained its intended performance properties by means of evaporation, chemical reaction, heat, radiation, or combinations thereof.

**dense rubber**, *n*—*in building construction*, a solid rubber material substantially free of cells or porosity.

**dirt pick-up**, *n*—*in building construction*, soiling caused by a foreign material other than micro-organism growth that is deposited on, adhered to, or embedded into a sealant, coating, or membrane.

DISCUSSION—Micro-organism growth can produce a similar appearance.

**dry-film thickness**, *n*—the thickness of a cured film, coating, or membrane.

**edge spacer**, *n*—*in building construction in glazing*, a spacer placed to prevent edge contact and to position laterally a pane of glass or a panel within the supporting frame.

**elastomer**, *n*—a macromolecular material that returns rapidly to approximately its original dimensions and shape after substantial deformation by a weak force and release of the force.

DISCUSSION—a) Elastomers are divided into two major polymer systems—thermoset and thermoplastic. b) In standards for rubber, the word elastomer is not to be used interchangeably for the term “rubber”.

D 1566; D-11

**elastomeric**, *adj*—having the characteristics of an elastomer.

**elongation**, *n*—extension produced by a tensile stress.

D 1566; D-11

**expanded rubber**, *n*—*in building construction*, an elastomeric closed-cell material made by incorporating a gas-producing ingredient into a rubber compound that decomposes during

vulcanization, producing gas bubbles that expand the compound; the bubbles are predominately non-interconnecting.

**expansion joint**, *n*—*in building construction*, a formed or assembled joint at a predetermined location, which prevent the transfer of forces across the joint as a result of movement or dimensional change of different elements of a structure or building.

**expansion joint seal**, *n*—*in building construction*, a seal or sealant system that provides an elastic, compressible, or flexible barrier to the passage of gases, liquids, or solids.

**face glazing**, *n*—the method of glazing in which a rabbeted glazing recess, with no removable stop, is used and a triangular bead of compound is applied to the face of the lite and extended onto the recess.

**fillet bead joint**, *n*—Use **fillet sealant joint** (preferred term). (See Fig. 5).

**fillet sealant joint**, *n*—*in building construction*, a joint where sealant is applied over the joint to the face of substrates that are approximately perpendicular to each other (see Fig. 5).

**flow**, *v*—*in building construction*, the deformation of a tape sealant under stress.

**fluid migration**, *n*—*in building construction*, accumulation of a fluid from a sealant, coating, or membrane on or in an adjacent material.

DISCUSSION—Migration of a non-fluid component can also occur.

**four-side structural sealant glazing**, *n*—*in building construction*, a glazing system wherein all sides of a rectangular-shaped lite or panel are structural sealant glazed.

**gasket**, *n*—any preformed, deformable device designed to be placed between two adjoining parts to provide a seal.

**glazing**, *v*—*in building construction*, the installation of glass or other materials in prepared openings.

**glazing compound**, *n*—*in building construction in glazing*, a putty material composed primarily of oil- or resin-based ingredients used for sealing window glass in frames.

DISCUSSION—Historically these compounds cure primarily through solvent evaporation, oxidation or both. Compounds other than oil- or resin-based can be used for glazing, though they may not have a putty-like consistency.

**glazing, construction site**, *n*—*in building construction*, the installation of glass or panels into a metal framing system, at a construction site, under generally uncontrolled environmental conditions.

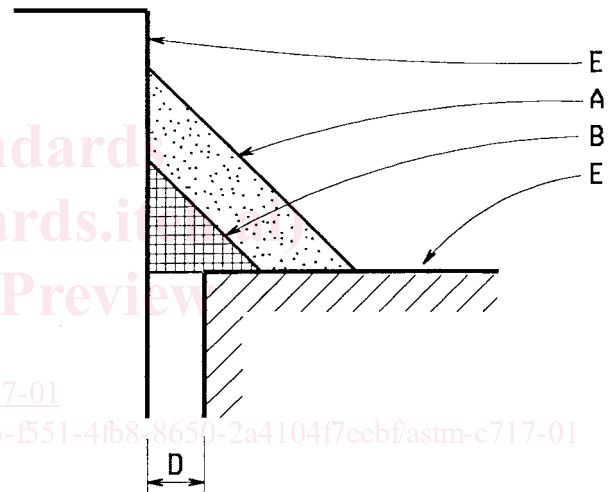
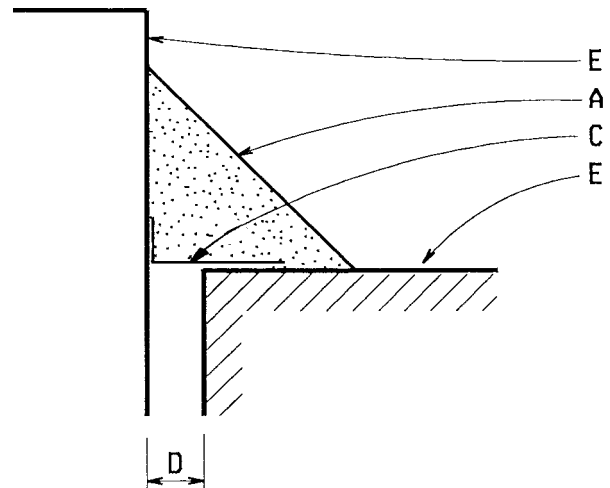
**glazing, shop**, *n*—*in building construction*, the installation of glass or panels into a metal framing system, at a location remote to a construction site, under controlled environmental conditions.

**gun-grade**, *n*—*in building construction*, a material of a suitable viscosity to extrude through the nozzle of a hand- or power-operated device.

**hardness**, *n*—the resistance to indentation as measured under specified conditions.

**D 1566; D-11**

**hydrostatic pressure**, *n*—a state of stress in which all the principal stresses are equal (and there is no shear stress), as in a liquid at rest; the product of the unit weight of the liquid and the difference in elevation between the given point and the free liquid elevation.



- A—Sealant
- B—Sealant backing
- C—Bond breaker
- D—Joint
- E—Substrate face
- F—Substrate edge

FIG. 5 Fillet Sealant Joints

**isolation joint**, *n*—*in building construction*, a formed or assembled joint specifically intended to separate and prevent the bonding of one element of a structure to another and having little or no transference of movement or vibration across the joint.

**joint**, *n*—*in building construction*, the space or opening between two or more adjoining surfaces.

**joint backing**—See **sealant backing**.

**joint filler**, *n*—a compressible material used in a partial or totally filled expansion, control, or isolation joint by its permanent placement in or between building materials such as concrete or masonry during construction; sometimes used as a sealant backing in a partially filled joint.

**knife-grade**, *n*—*in building construction*, a compound of such



consistency that it is generally applied with a knife or spatula hand tool.

**laitance**, *n*—*in building construction*, a weak layer of cement and aggregate fines on a concrete surface that is usually caused by an overwet mixture, overworking the mixture, improper or excessive finishing, or combinations thereof.

**lap sealant joint**, *n*—*in building construction*, a joint where sealant is applied within the joint between approximately parallel substrates that are face-to-face (see Fig. 6).

**latex foam rubber**, *n*—*in building construction*, an elastomeric open-cell material made by whipping or stirring air or some other gas into rubber latex compound as it is gelled and before it is subsequently cured.

DISCUSSION—The word *latex* must be in front of foam rubber so this material will not be confused with a number of chemically blown, fine cell, elastomeric products, which sometimes are incorrectly called *foam rubber*.

**lift**, *n*—the concrete placed between two consecutive horizontal construction joints.

**light**, *n*—Use **lite** (preferred term).

**lite**, *n*—one piece of glazing (also spelled light), synonym: pane. **E 631**

**lock-strip gasket**, *n*—*in building construction*, a gasket in which sealing pressure is attained by inserting a keyed locking strip into a mating keyed groove in one face of the gasket.

**modulus**, *n*—as related to sealants used in building construction, the stress (force/unit area) at a corresponding strain (elongation) expressed as a percent of the original dimension.

DISCUSSION—When the stress to strain values are expressed as a ratio, this describes the slope of a line tangent to the given point on the stress-strain curve. This is the tangent modulus.

**modulus, secant**—slope of the line connecting the origin and a given point of the stress-strain curve.

**modulus, tangent**, *n*—the slope of the line touching (tangent to) the stress-strain curve at a given point on the curve.

**muntin**, *n*—a secondary intermediate member subdividing a glazed area.

**necking**, *n*—*in building construction*, the localized reduction in cross section that may occur in a material under stress.

**needle glazing**—*in building construction*, the application of a small bead of a sealant at the sight line adhering to the sash and glass or panel by means of a nozzle with an orifice not exceeding 1/8 in. (3.18 mm) in diameter.

**non-compression glazing**, *n*—see **non-compression glazing system**.

**non-compression glazing**, *v*—*in building construction*, the act of installing components into a non-compression glazing system.

**non-compression glazing system**, *n*—*in building construction*, a sealant or combination of sealant(s) used to provide weather-tightness by way of the adhesive/cohesive characteristics of the components in the joint.

**open cell**, *n*—a cell not totally enclosed by its walls and hence interconnecting with other cells. **D 1566; D-11**

**open cell material**, *n*—a cellular material in which substantially all cells in the mass are open cells.

**open cell sealant backing**, *n*—*in building construction*, a flexible and very compressible fabricated shape (usually cylindrical), without a surface skin, that is composed of open cell material.

**outgassing**, *n*—the emission of occluded gasses from a material by vacuum, heat, or pressure.

DISCUSSION—As applied to sealant backing materials contained within a filled joint, outgassing may occur when it is compressed or punctured causing gas bubbles to form in the overlying sealant.

**pane**, *n*—See **lite**.

**placement**, *n*—the process of placing and consolidating concrete; a quantity of concrete placed and finished during a continuous operation; also inappropriately called pouring.

**pot life**—See **working life**.

**primer**—*in building construction*, a compatible coating designed to enhance adhesion.

**putty**, *n*—*in building construction*, a knife-grade compound generally used as a glazing compound or to fill cracks or holes.

**rabbet**, *n*—a two-sided, L-shaped, recess in a sash or frame designed to receive glazing.

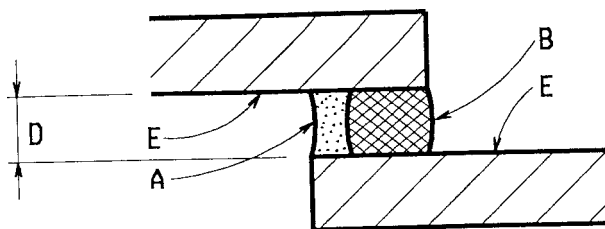
DISCUSSION—Provides a fixed stop in the sash or frame.

**reglet**, *n*—a continuous groove, slot or recess within a building component surface which receives other components such as flashing, gaskets or anchors; a continuous prefabricated metal or plastic device containing a groove, slot or recess which can be cast into (as a form) or mounted onto a building component surface.

**reinforced joint**, *n*—a concrete joint bridged by reinforcing steel embedded in both joining parts.

**reversion**, *n*—*in building construction in joint sealing*, a loss of elastomeric properties and a decrease in durometer hardness of a seal or cured sealant following environmental exposure.

DISCUSSION—Softening and the ability to permanently reshape a seal or sealant usually characterizes reversion. Depending on a specific seal or sealant formulation, high heat, ultraviolet radiation, or moisture (as a liquid or vapor) may cause reversion acting either alone or in combination. The seal and sealant industry is not in agreement on reversion causes.



- A—Sealant
- B—Sealant backing
- C—Bond breaker
- D—Joint
- E—Substrate face
- F—Substrate edge

FIG. 6 Lap Sealant Joints