

---

---

**Aerospace — Nuts, plain or slotted  
(castellated) — Test methods**

*Aéronautique et espace — Écrous ordinaires ou à créneaux — Méthodes  
de contrôle et d'essai*

**iTeh STANDARD PREVIEW**  
**(standards.iteh.ai)**

ISO 9140:1998

[https://standards.iteh.ai/catalog/standards/sist/4c90facd-8516-4a55-9d81-  
07dbf4b175ba/iso-9140-1998](https://standards.iteh.ai/catalog/standards/sist/4c90facd-8516-4a55-9d81-07dbf4b175ba/iso-9140-1998)



## Foreword

ISO (the International Organization for Standardization) is a worldwide federation of national standards bodies (ISO member bodies). The work of preparing International Standards is normally carried out through ISO technical committees. Each member body interested in a subject for which a technical committee has been established has the right to be represented on that committee. International organizations, governmental and non-governmental, in liaison with ISO, also take part in the work. ISO collaborates closely with the International Electrotechnical Commission (IEC) on all matters of electrotechnical standardization.

International Standards are drafted in accordance with the rules given in the ISO/IEC Directives, Part 3.

Draft International Standards adopted by the technical committees are circulated to the member bodies for voting. Publication as an International Standard requires approval by at least 75 % of the member bodies casting a vote.

International Standard ISO 9140 was prepared by Technical Committee ISO/TC 20, *Aircraft and space vehicles*, Subcommittee SC 4, *Aerospace fastener systems*.

**ITh STANDARD PREVIEW**  
**(standards.iteh.ai)**  
ISO 9140:1998  
<https://standards.iteh.ai/catalog/standards/sist/4c90facd-8516-4a55-9d81-07dbf4b175ba/iso-9140-1998>

© ISO 1998

All rights reserved. Unless otherwise specified, no part of this publication may be reproduced or utilized in any form or by any means, electronic or mechanical, including photocopying and microfilm, without permission in writing from the publisher.

International Organization for Standardization  
Case postale 56 • CH-1211 Genève 20 • Switzerland  
Internet iso@iso.ch

Printed in Switzerland

# Aerospace — Nuts, plain or slotted (castellated) — Test methods

## 1 Scope

This International Standard specifies test methods for metric plain or slotted (castellated) nuts, with MJ threads in accordance with ISO 5855-2, for use in aerospace construction. It describes the test device and the method for each test.

It is applicable to nuts as defined above, provided that the relevant documents (product standard, definition document, procurement specification, etc.) refer to this International Standard.

This International Standard is to be used in conjunction with ISO 9139 or any other similar document.

[ISO 9140:1998](https://standards.iteh.ai/catalog/standards/sist/4c90facd-8516-4a55-9d81-07dbf4b175ba/iso-9140-1998)

<https://standards.iteh.ai/catalog/standards/sist/4c90facd-8516-4a55-9d81-07dbf4b175ba/iso-9140-1998>

## 2 Normative references

The following normative documents contain provisions which, through reference in this text, constitute provisions of this International Standard. For dated references, subsequent amendments to, or revisions of, any of these publications do not apply. However, parties to agreements based on this International Standard are encouraged to investigate the possibility of applying the most recent editions of the normative documents indicated below. For undated references, the latest edition of the normative document referred to applies. Members of ISO and IEC maintain registers of currently valid International Standards.

ISO 691:1997, *Assembly tools for screws and nuts — Wrench and socket openings — Tolerances for general use.*

ISO 1024:1989, *Metallic materials — Hardness test — Rockwell superficial test (scales 15N, 30N, 45N, 15T, 30T and 45T).*

ISO 5855-2:1988, *Aerospace — MJ threads — Limit dimensions for bolts and nuts.*

ISO 6507-1:1997, *Metallic materials — Vickers test hardness — Part 1: Test method.*

ISO 6508:1986, *Metallic materials — Hardness test — Rockwell test (scales A - B - C - D - E - F - G - H - K).*

ISO 9139:1998, *Aerospace — Nuts, plain or slotted (castellated) — Procurement specification.*

### 3 Inspections and tests

#### 3.1 Hardness test

##### 3.1.1 Procedure

The procedure is a function of the nut configuration and of the available apparatus. The authorized procedures are as follows:

- Rockwell hardness, in accordance with ISO 6508;
- Vickers hardness HV 5 to HV 100, in accordance with ISO 6507-1;
- Rockwell superficial hardness, in accordance with ISO 1024;
- microhardness.

##### 3.1.2 Method

This test shall be carried out at ambient temperature.

The measurement shall be taken on the bearing surface or on one of the flats.

Should this not be possible, carry out this test on a cut section after moulding the nut into a thermosetting resin.

Remove all possible coating (protection, lubrication, paint, etc.) in the measurement zone. True up the bearing surface to obtain the required relationship. These two operations shall not generate any heat liable to modify the characteristics of the material constituting the nut to be tested.

Carry out the test and then check conformity with the requirements of the dimensional standard or of the definition document.

<https://standards.iteh.ai/catalog/standards/sist/4c90facd-8516-4a55-9d81-07dbf4b175ba/iso-9140-1998>

Nuts subjected to this test shall not be reused.

#### 3.2 Bearing surface squareness test

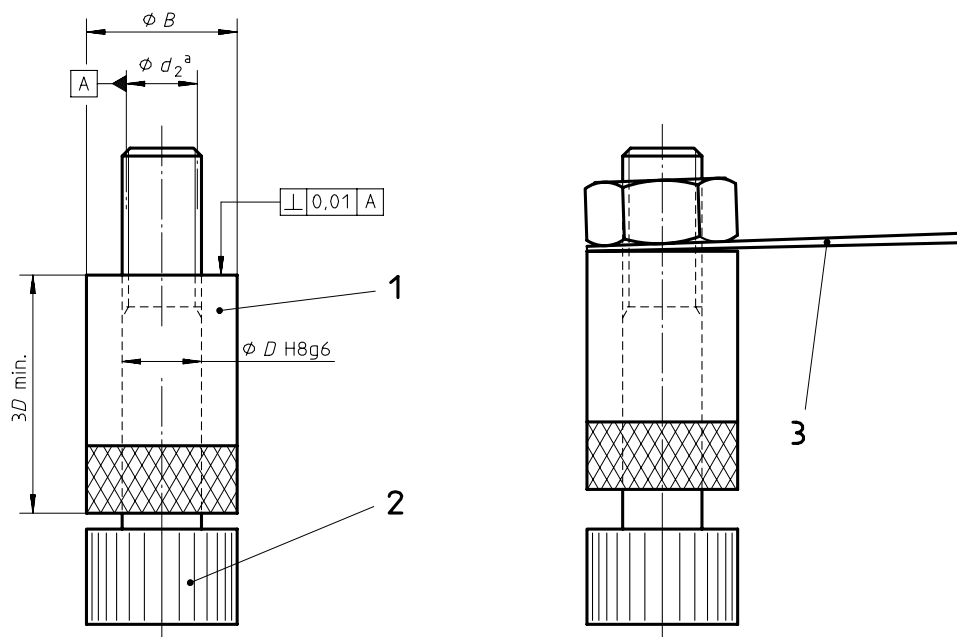
##### 3.2.1 Test device

The test device is illustrated in Figure 1.

The test device includes the following elements:

- a) a threaded mandrel with an end in accordance with ISO 5855-2, except for the pitch diameter which shall be in accordance with the values specified in Table 1;
- b) a collar sliding on the plain portion of the threaded mandrel the external diameter  $B$  of which shall be at least equal to the across flat dimension of the nut to be tested;
- c) a feeler gauge the thickness of which shall be equal to the permissible out-of-squareness specified in the product standard, in the definition document or the procurement specification.

Dimensions in millimetres

**Key**

- 1 Sliding collar  
2 Threaded mandrel

3 Feeler gauge

- a Pitch diameter

**Figure 1**  
(standards.iteh.ai)

**Table 1 — Pitch diameter of the mandrel of the bearing surface squareness test**

ISO 9140:1998

Dimensions in millimetres

<https://standards.iteh.ai/catalog/standards/iso-9140-1998/07dbf4b175ba/iso-9140-1998-07dbf4b175ba>

Thread	$d_2$ 0 - 0,01
3 × 0,5	2,662
3,5 × 0,6	3,096
4 × 0,7	3,53
5 × 0,8	4,464
6 × 1	5,333
7 × 1	6,333
8 × 1	7,332
10 × 1,25	9,169
12 × 1,25	11,167
14 × 1,5	13,003
16 × 1,5	15,002
18 × 1,5	17,001
20 × 1,5	19
22 × 1,5	20,999
24 × 2	22,673
27 × 2	25,672
30 × 2	28,67
33 × 2	31,67
36 × 2	34,67
39 × 2	37,67

### 3.2.2 Method

The test shall be carried out at ambient temperature.

Manually screw the nut to be tested onto the mandrel until the thread is fully engaged.

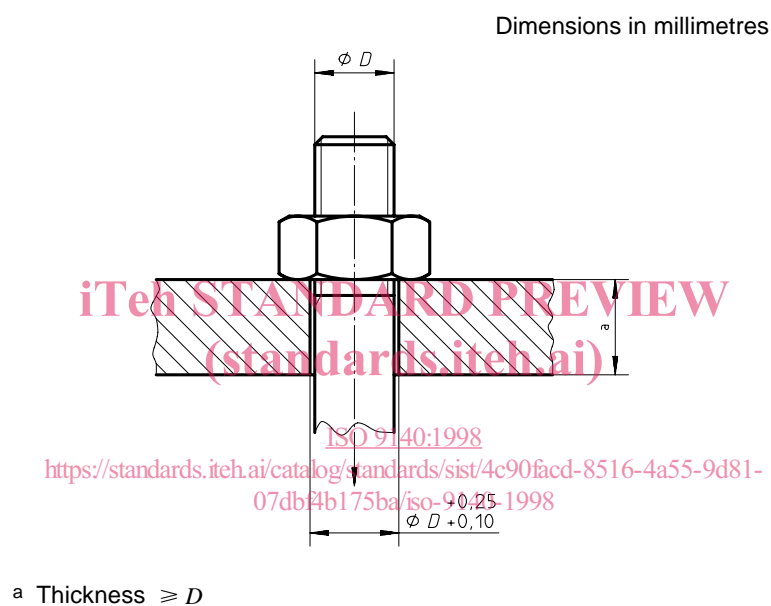
Move the collar into contact with the nut.

Evaluate the out-of-squareness by means of the feeler gauge then check conformity with the requirements of the product standard, or the definition document or the procurement specification.

## 3.3 Axial load test

### 3.3.1 Test device

The test device is illustrated in Figure 2.



**Figure 2**

The test device includes the following elements:

- a) a bearing plate made of steel, heat-treated to HRC  $\geq 40$ ;
- b) a bolt with the following characteristics:
  - 1) threads: in accordance with ISO 5855-2,
  - 2) tensile strength class: greater than that of the nut to be tested,
  - 3) material and coating: no specific requirement.

### 3.3.2 Method

The axial load is transmitted to the nut by the bolt, the nut resting on the bearing plate.

#### 3.3.2.1 80 % test

This test shall be carried out at ambient temperature.

Fit the bolt into the bearing plate then assemble the nut to be tested with a protrusion of two pitches minimum (including chamfer).

Position the assembly on the tensile test machine. Apply the load slowly and progressively. Reduce the load slowly and progressively when the value stipulated in the procurement specification has been reached.

Remove the assembly from the tensile test machine.

Remove the nut, then submit it to a visual examination and, if necessary, to an examination at a magnification of  $\times 10$  after sectioning, to check conformity with the requirements of the procurement specification.

### 3.3.2.2 100 % test

Proceed in the same way as for the 80 % test, with only the load to be applied being different.

Nuts subjected to this test shall not be reused.

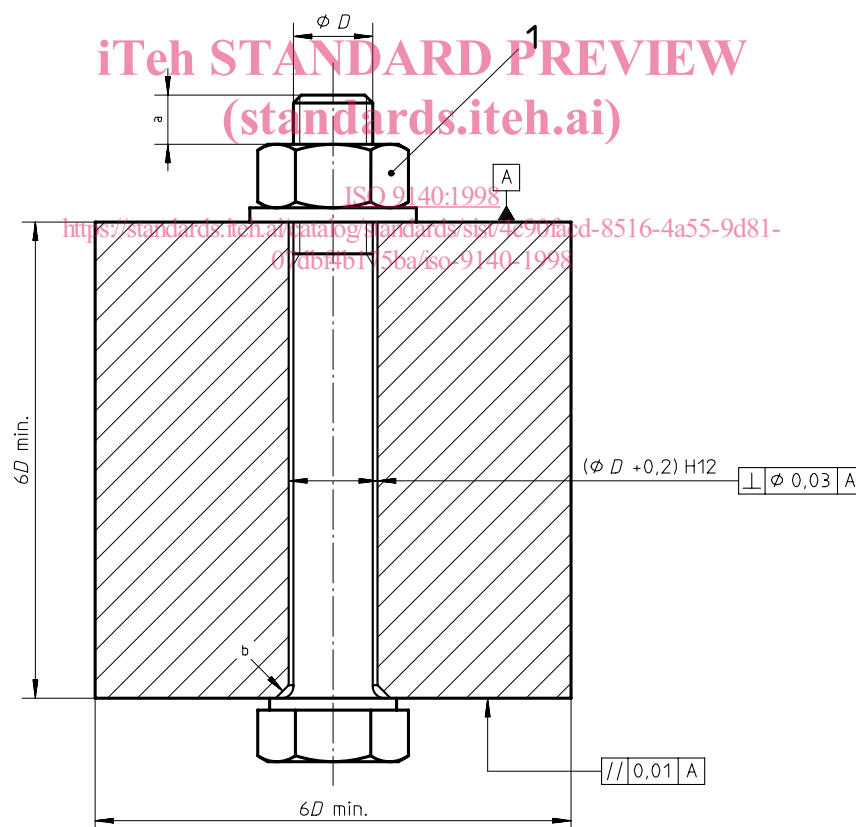
## 3.4 Stress embrittlement test

This test is only applicable to nuts heat-treated to  $HRC \geq 39$  except when stated otherwise in the procurement specification or definition document.

### 3.4.1 Test device

The test device is illustrated in Figure 3.

Dimensions in millimetres



#### Key

- 1 Nut to be tested
- 2 pitches min., including chamfer
- b Chamfer to suit underhead radius

Figure 3

The test device includes the following elements:

- a) a block with parallel faces made of steel, heat treated to  $HRC \geq 40$ ;
- b) a bolt with the following characteristics:
  - 1) threads: in accordance with ISO 5855-2,
  - 2) tensile strength class: greater than that of the nut to be tested,
  - 3) material: cadmium-plated steel or steel with any other suitable coating with an equivalent coefficient of friction;
- c) a washer.

### 3.4.2 Method

This test shall be carried out at ambient temperature without additional lubrication.

Fit the bolt into the test block and hold it by the head. Fit the washer, then the nut to be tested.

Apply to the nut the seating torque specified in the procurement specification with a socket or closed wrench, the opening tolerance of which is in accordance with ISO 691. Maintain the nut under axial tension during the length of time specified in the procurement specification.

After this time, dismantle the assembly, then submit the nut to a visual examination and, if necessary, to an examination at a magnification of  $\times 10$  after sectioning, to check conformity with the requirements of the procurement specification.

Nuts subjected to this test shall not be reused.

iTeH STANDARD PREVIEW  
(standards.iteh.ai)  
<https://standards.iteh.ai/catalog/standards/sist/4c90facd-8516-4a55-9d81-07dbf4b175ba/iso-9140-1998>

## **iTeh STANDARD PREVIEW** **(standards.iteh.ai)**

ISO 9140:1998

<https://standards.iteh.ai/catalog/standards/sist/4c90facd-8516-4a55-9d81-07dbf4b175ba/iso-9140-1998>