



**SLOVENSKI STANDARD**  
**SIST ISO 9193:1995**  
**01-september-1995**

---

**Enoosni traktor - Priključna gred**

Lawn and garden ride-on (riding) tractors -- Power take-off

Tracteurs de jardin et de pelouse à conducteur porté -- Prise de force

**Ta slovenski standard je istoveten z: ISO 9193:1990**

[SIST ISO 9193:1995](https://standards.iteh.ai/catalog/standards/sist/85f74aed-2a72-4349-8efd-f0325d81bf4e/sist-iso-9193-1995)

<https://standards.iteh.ai/catalog/standards/sist/85f74aed-2a72-4349-8efd-f0325d81bf4e/sist-iso-9193-1995>

**ICS:**

65.060.70      Vrtnarska oprema      Horticultural equipment

**SIST ISO 9193:1995**      **en**

**iTeh STANDARD PREVIEW**  
**(standards.iteh.ai)**

[SIST ISO 9193:1995](#)

<https://standards.iteh.ai/catalog/standards/sist/85f74aed-2a72-4349-8efd-f0325d81bf4e/sist-iso-9193-1995>

# INTERNATIONAL STANDARD

**ISO**  
**9193**

First edition  
1990-09-01

---

---

## Lawn and garden ride-on (riding) tractors — Power take-off

**iTeh STANDARD PREVIEW**  
**(standards.iteh.ai)**

*Tracteurs de jardin et de pelouse à conducteur porté — Prise de force*

[SIST ISO 9193:1995](https://standards.iteh.ai/catalog/standards/sist/85f74aed-2a72-4349-8efd-f0325d81bf4e/sist-iso-9193-1995)

<https://standards.iteh.ai/catalog/standards/sist/85f74aed-2a72-4349-8efd-f0325d81bf4e/sist-iso-9193-1995>



Reference number  
ISO 9193:1990(E)

## ISO 9193:1990(E)

**Foreword**

ISO (the International Organization for Standardization) is a worldwide federation of national standards bodies (ISO member bodies). The work of preparing International Standards is normally carried out through ISO technical committees. Each member body interested in a subject for which a technical committee has been established has the right to be represented on that committee. International organizations, governmental and non-governmental, in liaison with ISO, also take part in the work. ISO collaborates closely with the International Electrotechnical Commission (IEC) on all matters of electrotechnical standardization.

Draft International Standards adopted by the technical committees are circulated to the member bodies for voting. Publication as an International Standard requires approval by at least 75 % of the member bodies casting a vote.

International Standard ISO 9193 was prepared by Technical Committee ISO/TC 23, *Tractors and machinery for agriculture and forestry*.

Annex A of this International Standard is for information only.

© ISO 1990

All rights reserved. No part of this publication may be reproduced or utilized in any form or by any means, electronic or mechanical, including photocopying and microfilm, without permission in writing from the publisher.

International Organization for Standardization  
Case Postale 56 • CH-1211 Genève 20 • Switzerland

Printed in Switzerland

## Lawn and garden ride-on (riding) tractors — Power take-off

### 1 Scope

This International Standard specifies the requirements for an internally splined (tube) rear-mounted 2 000 r/min power take-off (PTO) on lawn and garden ride-on (riding) tractors.

For the purposes of this International Standard, a lawn and garden ride-on (riding) tractor is a self-propelled machine on which an operator rides and which is primarily designed for cutting grass and auxiliary garden work. The cutting means may either be an integral part of the machine, or an implement or attachment suspended from or attached to the machine. An attachment is an assembly or component that may be connected to a lawn and garden ride-on tractor for the purposes of accomplishing work.

The requirements specified for the PTO are essential to ensure that a 2 000 r/min PTO-driven machine or implement/attachment can be operated with a lawn and garden tractor equipped with an equivalent size 2 000 r/min PTO drive. Hitch reference dimensions also ensure that mounted and towed powered implements/attachments designed for operation in conjunction with lawn and garden tractors can be operated by those lawn and garden tractors designed for such implements/attachments.

### 2 Power take-off requirements

#### 2.1 General

The general characteristics of the PTO shall be as follows:

- a) nominal diameter: 26 mm;
- b) number and type of splines: 15 involute splines;
- c) nominal PTO rotational frequency: 2 000 r/min;

- d) PTO maximum power at rated rotational frequency of engine: 20 kW.

#### 2.2 Manufacturing requirements

**2.2.1** The power take-off tube for PTO drives extending from the tractor to the rear shall have the internal spline dimensions shown in table 1.

**2.2.2** The power take-off shafts for PTO drives extending from the attachment forward shall have the spline dimensions shown in table 1.

**2.2.3** The normal rotational frequency of the rear PTO tube, when operating at rated engine speed, shall be 2 000 r/min  $\pm$  50 r/min.

#### 2.3 Direction of rotation

The direction of rotation of the PTO shall be clockwise viewed from the end of the tractor PTO shaft (tube).

#### 2.4 PTO retaining means

The PTO tube (internal spline) and shaft retaining means shall have the dimensions shown in figure 1.

The rotational frequency and direction of rotation shall be indicated on the guard and/or near the PTO tube.

### 3 Location of PTO

**3.1** It is recommended that the tractor PTO tube should be on the tractor centreline; it shall in any case be within the limits of 25 mm to the right or left of the tractor centreline.

**3.2** The vertical distance between the centreline of the spline tube of the PTO and the ground line shall be a minimum of 350 mm to a maximum of 480 mm (see  $y$  in figure 2 and table 2).

Table 1 — Power take-off tube and shaft spline dimensions

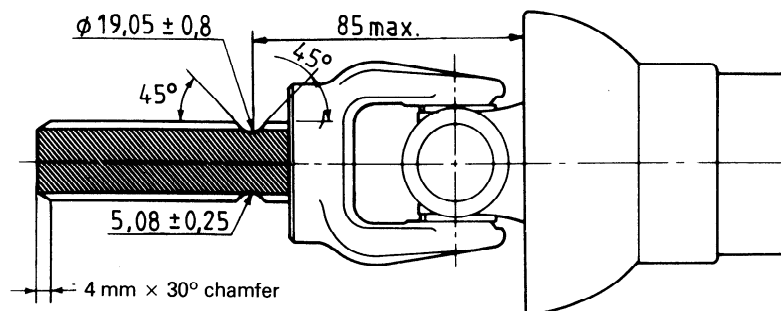
Flat root side fit	Tractor tube (internal spline)	Attachment shaft (external spline)
Number of teeth	15	15
Pitch	16/32	16/32
Pressure angle	30°	30°
Base diameter	20,622 23 mm	20,622 23 mm
Pitch diameter	23,812 mm	23,812 mm
Major diameter	26,06 mm max.	25,4 mm or 24,84 mm
Form diameter	25,5 mm	22,15 mm
Minor diameter	22,4 mm or 22,28 mm	21,34 mm min.
Circular space width (tolerance class 6):		
— maximum (actual)	2,563 mm	—
— minimum (effective)	2,494 mm	—
Circular tooth thickness:		
— maximum (effective)	—	2,456 mm
— minimum (actual)	—	2,388 mm
Measurement over pins	—	28,19 mm ref.
Pin diameter	—	3,05 mm
Measurement between pins	19,807 mm ref.	—
Pin diameter	2,743 mm	—

iTeh STANDARD PREVIEW  
(standards.iteh.ai)

SIST ISO 9193:1995

<https://standards.iteh.ai/catalog/standards/sist/85f74aed-2a72-4349-8efd-f0325d81bf4e/sist-iso-9193-1995>

Dimensions in millimetres



Implement drive line

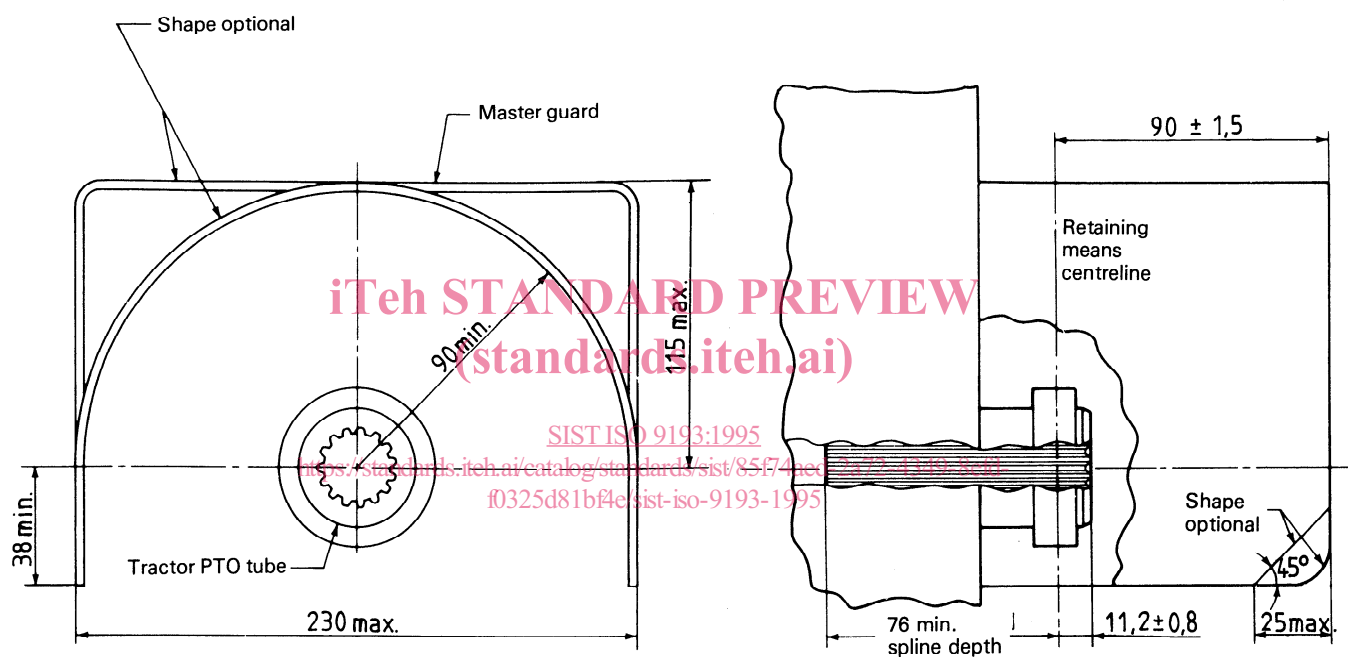


Figure 1 — Dimensions for power take-off retaining means and master guard

#### 4 Relationship of PTO location to three-point hitch

The dimensional relationship between the PTO splined tube and the category 0 three-point hitch shall be as given in table 2 and figure 2.

#### 5 PTO guard

5.1 The tractor shall be equipped with a PTO master guard with dimensions which conform to figure 1.

5.2 Although not intended as a step, the master guard shall not be permanently deformed if used as a step by a 120 kg operator.

5.3 If removal of the master guard is required for integral PTO-driven attachments, shielding shall be provided with the implement to provide protection as specified in 5.1 and 5.2.

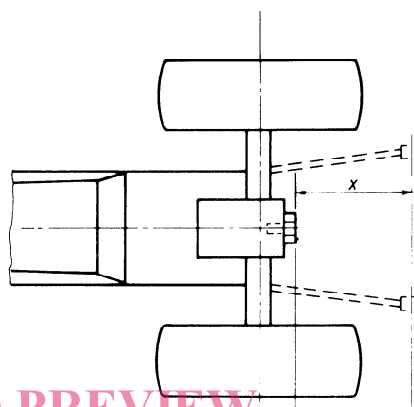
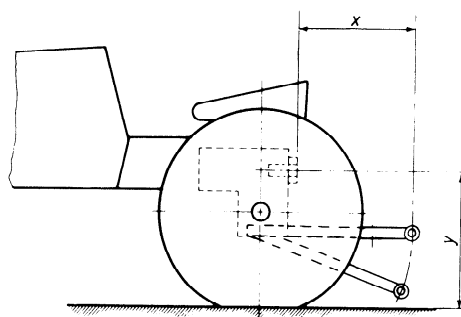
5.4 The master guard shall not be removable without the use of tools.

#### 6 Implements/attachments

6.1 All implements/attachments shall be capable of operating at 10 % over the normal rotational frequency of 2 000 r/min. In addition, tractors shall be equipped with means to prevent the operator from inadvertently operating the PTO tube at more than 2 300 r/min under no-load conditions.

6.2 The PTO clutch on the tractor shall be independent of the traction clutch.

6.3 Any power take-off shaft, including its connectors, fasteners and any torque-limiting device, shall be enclosed or otherwise safeguarded from the power take-off up to the first fixed bearing, to prevent contact with revolving parts.



iTeh STANDARD PREVIEW  
(standards.iTeh.ai)

Figure 2 — Relationship of tractor PTO and category 0 lift links

Table 2 — Dimensional relationships of tractor PTO and category 0 lift links

Dimensions in millimetres

Distance	Dimension	
	min.	max.
x horizontal distance from PTO splined tube to lower hitch point (with lower link horizontal)	250	350
y vertical position of PTO splined tube above GRP	350	480