

INTERNATIONAL STANDARD

ISO
9222-2

First edition
1989-07-15

Technical drawings — Seals for dynamic application —

Part 2 : Detailed simplified representation

*Dessins techniques — Joints d'étanchéité pour application dynamique —
Partie 2 : Représentation simplifiée particulière*

ISO 9222-2:1989

<https://standards.iteh.ai/catalog/standards/iso/a31b1f44-a737-4772-bd86-8bf584250c2/iso-9222-2-1989>



Reference number
ISO 9222-2 : 1989 (E)

Foreword

ISO (the International Organization for Standardization) is a worldwide federation of national standards bodies (ISO member bodies). The work of preparing International Standards is normally carried out through ISO technical committees. Each member body interested in a subject for which a technical committee has been established has the right to be represented on that committee. International organizations, governmental and non-governmental, in liaison with ISO, also take part in the work. ISO collaborates closely with the International Electrotechnical Commission (IEC) on all matters of electrotechnical standardization.

Draft International Standards adopted by the technical committees are circulated to the member bodies for approval before their acceptance as International Standards by the ISO Council. They are approved in accordance with ISO procedures requiring at least 75 % approval by the member bodies voting.

International Standard ISO 9222-2 was prepared by Technical Committee ISO/TC 10, *Technical drawings*.

ISO 9222 consists of the following parts, under the general title *Technical drawings — Seals for dynamic application* :

- *Part 1: General simplified representation*
- *Part 2: Detailed simplified representation*

© ISO 1989

All rights reserved. No part of this publication may be reproduced or utilized in any form or by any means, electronic or mechanical, including photocopying and microfilm, without permission in writing from the publisher.

International Organization for Standardization
Case postale 56 • CH-1211 Genève 20 • Switzerland

Printed in Switzerland

Introduction

ISO 9222 provides rules for the simplified representation of seals.

The principle of drawing practice is to depict the object to scale using lines. In simplified representations, only essential features are shown, preferably in outline (in order to save time and effort).

The degree of simplification depends on the kind of object represented, the scale of the drawing and the purpose of the documentation. This means that either a general simplified representation or a detailed one may be used. A detailed representation shows more details of a seal, for example the configuration of lips.

In order to avoid misunderstandings, only one kind of simplification, either the general or the detailed simplified representation, should be used on a drawing.

iTeh Standards
(<https://standards.iteh.ai>)
Document Preview

[ISO 9222-2:1989](https://standards.iteh.ai/catalog/standards/iso/a31b1f44-a737-4772-bd86-8bf584250c2/iso-9222-2-1989)

<https://standards.iteh.ai/catalog/standards/iso/a31b1f44-a737-4772-bd86-8bf584250c2/iso-9222-2-1989>

iTeh Standards
(<https://standards.itih.ai>)
Document Preview

This page intentionally left blank

[ISO 9222-2:1989](https://standards.itih.ai/catalog/standards/iso/a31b1f44-a737-4772-bd86-8bf584250c2/iso-9222-2-1989)

<https://standards.itih.ai/catalog/standards/iso/a31b1f44-a737-4772-bd86-8bf584250c2/iso-9222-2-1989>

Technical drawings — Seals for dynamic application —

Part 2:

Detailed simplified representation

1 Scope

This part of ISO 9222 specifies a detailed simplified representation for various seals. This representation should be used in cases where it is not necessary to show the exact shape and details of the seals, for example in assembly drawings.

2 Normative references

The following standards contain provisions which, through reference in this text, constitute provisions of this part of ISO 9222. At the time of publication, the editions indicated were valid. All standards are subject to revision, and parties to agreements based on this part of ISO 9222 are encouraged to investigate the possibility of applying the most recent editions of the standards indicated below. Members of IEC and ISO maintain registers of currently valid International Standards.

ISO 5597 : 1987, *Hydraulic fluid power — Cylinders — Housings for piston and rod seals in reciprocating applications — Dimensions and tolerances.*

ISO 6194-1 : 1982, *Rotary shaft lip seals — Part 1: Nominal dimensions and tolerances.*

ISO 6547 : 1981, *Hydraulic fluid power — Cylinders — Piston seal housings incorporating bearing rings — Dimensions and tolerances.*

ISO 9222-1 : 1989, *Technical drawings — Seals for dynamic application — Part 1: General simplified representation.*

3 Method of representation


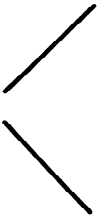


3.1 General rules

See ISO 9222-1.

3.2 Elements of detailed simplified representation for seals

The elements of detailed simplified representation for seals are given in table 1.

Table 1 — Elements of detailed simplified representation for seals

No.	Element	Description	Application
1.1		Long continuous straight line (parallel to a generating line of the sealing surface)	The static (pressed in, fixed) element (seal or part of the seal or function)
1.2		Long continuous straight line (diagonal to the out-lines) ¹⁾	<p>The dynamic sealing element (lip) or function (part of the seal)</p> <p>In conjunction with symbol No. 1.1, it shows the position of the dynamic sealing side directed against fluids, gases and solid media</p>
1.3		Short continuous straight line (diagonal to the out-lines and at 90° to symbol No. 1.2) ¹⁾	In combination with symbol No. 1.2, dust lips, wipers, etc.
1.4.1		Short continuous angular line pointing to the centre point of the square ¹⁾	Sealing lips of U-cups, V-rings, packing sets, etc.

iTeh Standards
(<https://standards.iteh.ai>)
Document Preview

ISO 9222-2:1989

<https://standards.iteh.ai/catalog/standards/iso/a31b1f44-a737-4772-bd86-8bf584250c2/iso-9222-2-1989>