

INTERNATIONAL STANDARD

NORME INTERNATIONALE



**Electric and optical fibre cables – Test methods for non-metallic materials –
Part 201: General tests – Measurement of insulation thickness**

**Câbles électriques et à fibres optiques – Méthodes d'essai pour les matériaux
non-métalliques –**

Partie 201: Essais généraux – Mesure de l'épaisseur des enveloppes isolantes

[IEC 60811-201:2012](https://standards.iteh.ai/catalog/standards/iec/c4b1a230-8a5a-4a01-9a27-8f0fb7a3c319/iec-60811-201-2012)

<https://standards.iteh.ai/catalog/standards/iec/c4b1a230-8a5a-4a01-9a27-8f0fb7a3c319/iec-60811-201-2012>





THIS PUBLICATION IS COPYRIGHT PROTECTED
Copyright © 2017 IEC, Geneva, Switzerland

All rights reserved. Unless otherwise specified, no part of this publication may be reproduced or utilized in any form or by any means, electronic or mechanical, including photocopying and microfilm, without permission in writing from either IEC or IEC's member National Committee in the country of the requester. If you have any questions about IEC copyright or have an enquiry about obtaining additional rights to this publication, please contact the address below or your local IEC member National Committee for further information.

Droits de reproduction réservés. Sauf indication contraire, aucune partie de cette publication ne peut être reproduite ni utilisée sous quelque forme que ce soit et par aucun procédé, électronique ou mécanique, y compris la photocopie et les microfilms, sans l'accord écrit de l'IEC ou du Comité national de l'IEC du pays du demandeur. Si vous avez des questions sur le copyright de l'IEC ou si vous désirez obtenir des droits supplémentaires sur cette publication, utilisez les coordonnées ci-après ou contactez le Comité national de l'IEC de votre pays de résidence.

IEC Central Office
3, rue de Varembe
CH-1211 Geneva 20
Switzerland

Tel.: +41 22 919 02 11
Fax: +41 22 919 03 00
info@iec.ch
www.iec.ch

About the IEC

The International Electrotechnical Commission (IEC) is the leading global organization that prepares and publishes International Standards for all electrical, electronic and related technologies.

About IEC publications

The technical content of IEC publications is kept under constant review by the IEC. Please make sure that you have the latest edition, a corrigenda or an amendment might have been published.

IEC Catalogue - webstore.iec.ch/catalogue

The stand-alone application for consulting the entire bibliographical information on IEC International Standards, Technical Specifications, Technical Reports and other documents. Available for PC, Mac OS, Android Tablets and iPad.

IEC publications search - www.iec.ch/searchpub

The advanced search enables to find IEC publications by a variety of criteria (reference number, text, technical committee,...). It also gives information on projects, replaced and withdrawn publications.

IEC Just Published - webstore.iec.ch/justpublished

Stay up to date on all new IEC publications. Just Published details all new publications released. Available online and also once a month by email.

Electropedia - www.electropedia.org

The world's leading online dictionary of electronic and electrical terms containing 20 000 terms and definitions in English and French, with equivalent terms in 16 additional languages. Also known as the International Electrotechnical Vocabulary (IEV) online.

IEC Glossary - std.iec.ch/glossary

65 000 electrotechnical terminology entries in English and French extracted from the Terms and Definitions clause of IEC publications issued since 2002. Some entries have been collected from earlier publications of IEC TC 37, 77, 86 and CISPR.

IEC Customer Service Centre - webstore.iec.ch/csc

If you wish to give us your feedback on this publication or need further assistance, please contact the Customer Service Centre: csc@iec.ch.

A propos de l'IEC

La Commission Electrotechnique Internationale (IEC) est la première organisation mondiale qui élabore et publie des Normes internationales pour tout ce qui a trait à l'électricité, à l'électronique et aux technologies apparentées.

A propos des publications IEC

Le contenu technique des publications IEC est constamment revu. Veuillez vous assurer que vous possédez l'édition la plus récente, un corrigendum ou amendement peut avoir été publié.

Catalogue IEC - webstore.iec.ch/catalogue

Application autonome pour consulter tous les renseignements bibliographiques sur les Normes internationales, Spécifications techniques, Rapports techniques et autres documents de l'IEC. Disponible pour PC, Mac OS, tablettes Android et iPad.

Recherche de publications IEC - www.iec.ch/searchpub

La recherche avancée permet de trouver des publications IEC en utilisant différents critères (numéro de référence, texte, comité d'études,...). Elle donne aussi des informations sur les projets et les publications remplacées ou retirées.

IEC Just Published - webstore.iec.ch/justpublished

Restez informé sur les nouvelles publications IEC. Just Published détaille les nouvelles publications parues. Disponible en ligne et aussi une fois par mois par email.

Electropedia - www.electropedia.org

Le premier dictionnaire en ligne de termes électroniques et électriques. Il contient 20 000 termes et définitions en anglais et en français, ainsi que les termes équivalents dans 16 langues additionnelles. Egalement appelé Vocabulaire Electrotechnique International (IEV) en ligne.

Glossaire IEC - std.iec.ch/glossary

65 000 entrées terminologiques électrotechniques, en anglais et en français, extraites des articles Termes et Définitions des publications IEC parues depuis 2002. Plus certaines entrées antérieures extraites des publications des CE 37, 77, 86 et CISPR de l'IEC.

Service Clients - webstore.iec.ch/csc

Si vous désirez nous donner des commentaires sur cette publication ou si vous avez des questions contactez-nous: csc@iec.ch.



IEC 60811-201

Edition 1.1 2017-07
CONSOLIDATED VERSION

INTERNATIONAL STANDARD

NORME INTERNATIONALE



**Electric and optical fibre cables – Test methods for non-metallic materials –
Part 201: General tests – Measurement of insulation thickness**

**Câbles électriques et à fibres optiques – Méthodes d'essai pour les matériaux
non-métalliques –
Partie 201: Essais généraux – Mesure de l'épaisseur des enveloppes isolantes**

[IEC 60811-201:2012](https://standards.iteh.ai/catalog/standards/iec/c4b1a230-8a5a-4a01-9a27-8f0fb7a3c319/iec-60811-201-2012)

<https://standards.iteh.ai/catalog/standards/iec/c4b1a230-8a5a-4a01-9a27-8f0fb7a3c319/iec-60811-201-2012>

INTERNATIONAL
ELECTROTECHNICAL
COMMISSION

COMMISSION
ELECTROTECHNIQUE
INTERNATIONALE

ICS 29.035.01; 29.060.20

ISBN 978-2-8322-4649-8

**Warning! Make sure that you obtained this publication from an authorized distributor.
Attention! Veuillez vous assurer que vous avez obtenu cette publication via un distributeur agréé.**

REDLINE VERSION

VERSION REDLINE



**Electric and optical fibre cables – Test methods for non-metallic materials –
Part 201: General tests – Measurement of insulation thickness**

**Câbles électriques et à fibres optiques – Méthodes d'essai pour les matériaux
non-métalliques –**

Partie 201: Essais généraux – Mesure de l'épaisseur des enveloppes isolantes

[IEC 60811-201:2012](https://standards.iteh.ai/catalog/standards/iec/c4b1a230-8a5a-4a01-9a27-8f0fb7a3c319/iec-60811-201-2012)

<https://standards.iteh.ai/catalog/standards/iec/c4b1a230-8a5a-4a01-9a27-8f0fb7a3c319/iec-60811-201-2012>



CONTENTS

FOREWORD.....	3
INTRODUCTION.....	5
1 Scope.....	6
2 Normative references	6
3 Terms and definitions	6
4 Test method	6
4.1 General.....	6
4.2 Measuring equipment	6
4.3 Sample and test pieces preparation.....	7
4.4 Measuring procedure.....	7
4.5 Evaluation of the measurement results	7
5 Test report.....	7
Bibliography.....	11
Figure 1 – Measurement of insulation (circular inner profile)	8
Figure 2 – Measurement of insulation thickness (sectoral-shaped conductor)	8
Figure 3 – Measurement of insulation thickness (stranded conductor).....	9
Figure 4 – Measurement of insulation thickness (stranded conductor).....	9
Figure 5 – Measurement of insulation thickness (uneven outer profile)	10
Figure 6 – Measurement of insulation thickness (twin flat non-sheathed cable).....	10

[IEC 60811-201:2012](https://standards.iteh.ai/catalog/standards/iec/c4b1a230-8a5a-4a01-9a27-8f0fb7a3c319/iec-60811-201-2012)

<https://standards.iteh.ai/catalog/standards/iec/c4b1a230-8a5a-4a01-9a27-8f0fb7a3c319/iec-60811-201-2012>

INTERNATIONAL ELECTROTECHNICAL COMMISSION

ELECTRIC AND OPTICAL FIBRE CABLES – TEST METHODS FOR NON-METALLIC MATERIALS –

Part 201: General tests – Measurement of insulation thickness

FOREWORD

- 1) The International Electrotechnical Commission (IEC) is a worldwide organization for standardization comprising all national electrotechnical committees (IEC National Committees). The object of IEC is to promote international co-operation on all questions concerning standardization in the electrical and electronic fields. To this end and in addition to other activities, IEC publishes International Standards, Technical Specifications, Technical Reports, Publicly Available Specifications (PAS) and Guides (hereafter referred to as “IEC Publication(s)”). Their preparation is entrusted to technical committees; any IEC National Committee interested in the subject dealt with may participate in this preparatory work. International, governmental and non-governmental organizations liaising with the IEC also participate in this preparation. IEC collaborates closely with the International Organization for Standardization (ISO) in accordance with conditions determined by agreement between the two organizations.
- 2) The formal decisions or agreements of IEC on technical matters express, as nearly as possible, an international consensus of opinion on the relevant subjects since each technical committee has representation from all interested IEC National Committees.
- 3) IEC Publications have the form of recommendations for international use and are accepted by IEC National Committees in that sense. While all reasonable efforts are made to ensure that the technical content of IEC Publications is accurate, IEC cannot be held responsible for the way in which they are used or for any misinterpretation by any end user.
- 4) In order to promote international uniformity, IEC National Committees undertake to apply IEC Publications transparently to the maximum extent possible in their national and regional publications. Any divergence between any IEC Publication and the corresponding national or regional publication shall be clearly indicated in the latter.
- 5) IEC itself does not provide any attestation of conformity. Independent certification bodies provide conformity assessment services and, in some areas, access to IEC marks of conformity. IEC is not responsible for any services carried out by independent certification bodies.
- 6) All users should ensure that they have the latest edition of this publication.
- 7) No liability shall attach to IEC or its directors, employees, servants or agents including individual experts and members of its technical committees and IEC National Committees for any personal injury, property damage or other damage of any nature whatsoever, whether direct or indirect, or for costs (including legal fees) and expenses arising out of the publication, use of, or reliance upon, this IEC Publication or any other IEC Publications.
- 8) Attention is drawn to the Normative references cited in this publication. Use of the referenced publications is indispensable for the correct application of this publication.
- 9) Attention is drawn to the possibility that some of the elements of this IEC Publication may be the subject of patent rights. IEC shall not be held responsible for identifying any or all such patent rights.

This consolidated version of the official IEC Standard and its amendment has been prepared for user convenience.

IEC 60811-201 edition 1.1 contains the first edition (2012-03) [documents 20/1280/FDIS and 20/1329/RVD] and its amendment 1 (2017-07) [documents 20/1731/FDIS and 20/1742/RVD].

In this Redline version, a vertical line in the margin shows where the technical content is modified by amendment 1. Additions are in green text, deletions are in strikethrough red text. A separate Final version with all changes accepted is available in this publication.

International Standard IEC 60811-201 has been prepared by IEC technical committee 20: Electric cables.

There are no technical changes with respect to the previous edition, but see the Foreword to IEC 60811-100:2012.

This publication has been drafted in accordance with the ISO/IEC Directives, Part 2.

This part of IEC 60811 shall be read in conjunction with IEC 60811-100.

A list of all the parts in the IEC 60811 series, published under the general title *Electric and optical fibre cables – Test methods for non-metallic materials*, can be found on the IEC website.

The committee has decided that the contents of the base publication and its amendment will remain unchanged until the stability date indicated on the IEC web site under "http://webstore.iec.ch" in the data related to the specific publication. At this date, the publication will be

- reconfirmed,
- withdrawn,
- replaced by a revised edition, or
- amended.

IMPORTANT – The 'colour inside' logo on the cover page of this publication indicates that it contains colours which are considered to be useful for the correct understanding of its contents. Users should therefore print this document using a colour printer.

INTRODUCTION

The IEC 60811 series specifies the test methods to be used for testing non-metallic materials of all types of cables. These test methods are intended to be referenced in standards for cable construction and for cable materials.

NOTE 1 Non-metallic materials are typically used for insulating, sheathing, bedding, filling or taping within cables.

NOTE 2 These test methods are accepted as basic and fundamental and have been developed and used over many years principally for the materials in all energy cables. They have also been widely accepted and used for other cables, in particular optical fibre cables, communication and control cables and cables for ships and offshore applications.

iTeh Standards
(<https://standards.iteh.ai>)
Document Preview

[IEC 60811-201:2012](https://standards.iteh.ai/catalog/standards/iec/c4b1a230-8a5a-4a01-9a27-8f0fb7a3c319/iec-60811-201-2012)

<https://standards.iteh.ai/catalog/standards/iec/c4b1a230-8a5a-4a01-9a27-8f0fb7a3c319/iec-60811-201-2012>

ELECTRIC AND OPTICAL FIBRE CABLES – TEST METHODS FOR NON-METALLIC MATERIALS –

Part 201: General tests – Measurement of insulation thickness

1 Scope

This Part 201 of IEC 60811 gives the methods for measuring the insulation thicknesses which apply to the most common types of insulating compounds (cross-linked, PVC, PE, PP, etc.).

2 Normative references

The following documents, in whole or in part, are normatively referenced in this document and are indispensable for its application. For dated references, only the edition cited applies. For undated references, the latest edition of the referenced document (including any amendments) applies.

IEC 60811-100:2012, *Electric and optical fibre cables – Test methods for non-metallic materials – Part 100: General*

3 Terms and definitions

For the purposes of this document, the terms and definitions given in IEC 60811-100 apply.

4 Test method

[IEC 60811-201:2012](https://standards.iteh.ai/catalog/standards/iec/c4b1a230-8a5a-4a01-9a27-8f0fb7a3c319/iec-60811-201-2012)

<https://standards.iteh.ai/catalog/standards/iec/c4b1a230-8a5a-4a01-9a27-8f0fb7a3c319/iec-60811-201-2012>

4.1 General

This part of IEC 60811 shall be used in conjunction with IEC 60811-100.

~~Unless otherwise specified, tests shall be carried out at room temperature.~~

Measurement of insulation thickness may be required as an individual test, or as a step in the procedure for carrying out other tests, such as the determination of mechanical properties.

In each case, the method of selecting samples shall be in accordance with the relevant cable standard.

4.2 Measuring equipment

A measuring microscope or a profile projector of at least 10 x magnification or an optical digital image analyser shall be used. These ~~two~~ types of equipment shall allow a reading of 0,01 mm and an estimated reading to three decimal places when measuring insulation with a specified thickness less than 0,5 mm.

In case of doubt, the measuring microscope shall be taken as the reference method.

4.3 Sample and test pieces preparation

Any covering shall be removed from the insulation, and the conductor(s), together with separator (if any) shall be withdrawn, care being taken to avoid damage to the insulation. Semi-conducting inner and/or outer layers, if bonded to the insulation, shall not be removed.

Each test piece shall consist of a thin slice of insulation. The slice shall be cut with a suitable device along a plane perpendicular to the longitudinal axis of the conductor.

The cores of non-sheathed flat cables shall not be separated.

If the insulation carries an indented marking, thus giving rise to a local reduction in thickness, the test piece shall be taken so as to include such marking.

4.4 Measuring procedure

The test piece shall be placed under the measuring equipment with the plane of the cut perpendicular to the optical axis.

- a) When the inner profile of the test piece is of circular form, six measurements shall be made radially, each approximately 60°, as shown in Figure 1. For sector-shaped cores, six measurements shall be made as shown in Figure 2.
- b) When the insulation is taken from a stranded conductor, six measurements shall be made radially as shown in Figures 3 and 4.
- c) When the outer profile shows unevenness, the measurement shall be carried out as shown in Figure 5.
- d) When there are unremovable screening layers under and/or over the insulation, they shall be excluded from the measurements.
- e) If unremovable screening layers are present under and/or over an opaque insulation, a measuring microscope shall be used.
- f) Flat non-sheathed cables shall be measured according to Figure 6, the thickness of insulation in the direction of the other core being taken as half the distance between the conductors.

In all cases, the first measurement shall be taken where the insulation is thinnest.

If the insulation carries an indented marking, this shall not be included in the measurements made for the calculation of mean thickness.

In ~~any~~ all cases, the thickness at the position of the indented marking shall comply with the minimum requirement specified in the relevant standard.

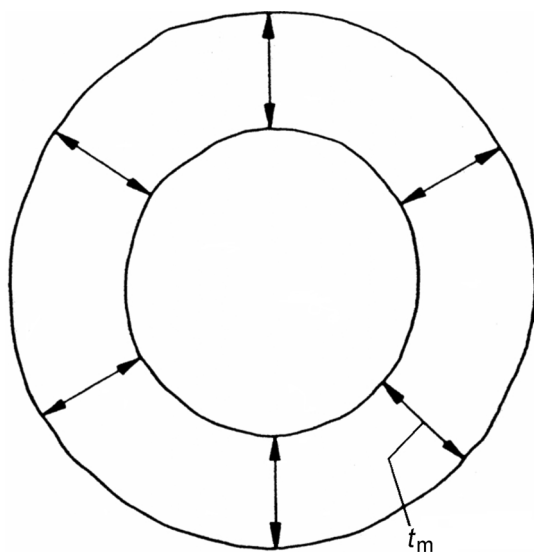
The readings shall be made in millimetres to two decimal places if the specified thickness is 0,5 mm or above and to three estimated decimal places if the specified thickness of the insulation is less than 0,5 mm.

4.5 Evaluation of the measurement results

The results shall be evaluated as specified in the test requirements of the relevant cable standard.

5 Test report

The test report shall be in accordance with that given in IEC 60811-100 and shall include ~~measuring equipment specifications~~ the type of equipment used (microscope, profile projector or an optical digital image analyser) and the magnification used in the test.

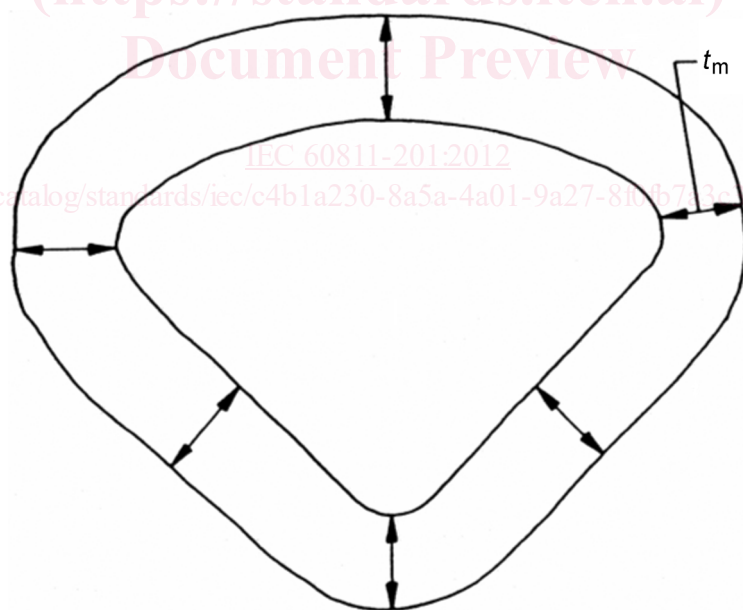


IEC 245/12

Key

t_m minimum thickness

Figure 1 – Measurement of insulation (circular inner profile)

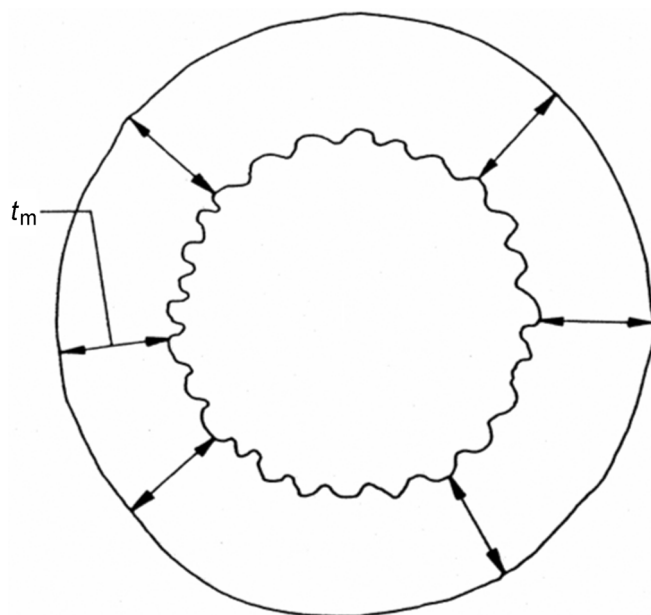


IEC 246/12

Key

t_m minimum thickness

Figure 2 – Measurement of insulation thickness (sectoral-shaped conductor)

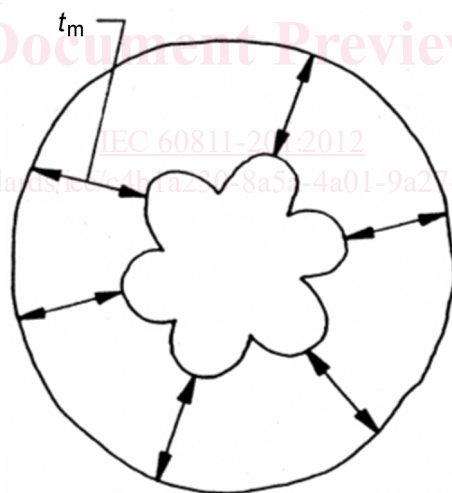


IEC 247/12

Key

t_m minimum thickness

Figure 3 – Measurement of insulation thickness (stranded conductor)

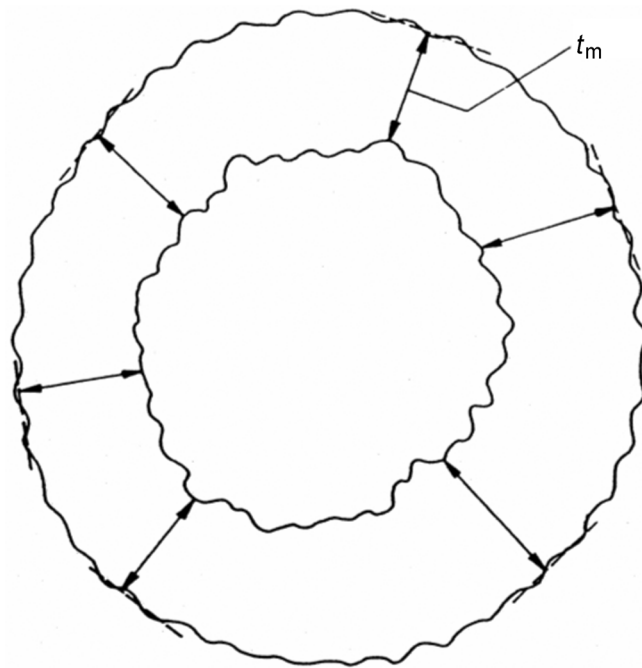


IEC 248/12

Key

t_m minimum thickness

Figure 4 – Measurement of insulation thickness (stranded conductor)



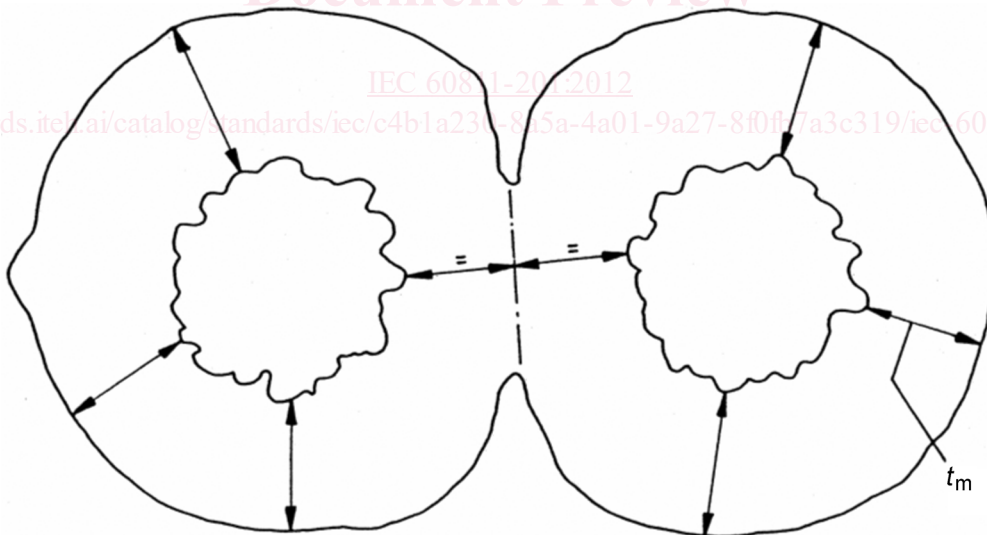
IEC 249/12

Key

t_m minimum thickness

Figure 5 – Measurement of insulation thickness (uneven outer profile)

iTeh Standards
(<https://standards.itih.ai>)
Document Preview



IEC 250/12

Key

t_m minimum thickness

Figure 6 – Measurement of insulation thickness (twin flat non-sheathed cable)