

CONSOLIDATED VERSION

VERSION CONSOLIDÉE



**Surface mounted piezoelectric devices for frequency control and selection –
Standard outlines and terminal lead connections –
Part 2: Ceramic enclosures**

**Dispositifs piézoélectriques à montage en surface pour la commande et le choix
de la fréquence – Encombrements normalisés et connexions des sorties –
Partie 2: Enveloppes en céramique**



THIS PUBLICATION IS COPYRIGHT PROTECTED

Copyright © 2014 IEC, Geneva, Switzerland

All rights reserved. Unless otherwise specified, no part of this publication may be reproduced or utilized in any form or by any means, electronic or mechanical, including photocopying and microfilm, without permission in writing from either IEC or IEC's member National Committee in the country of the requester. If you have any questions about IEC copyright or have an enquiry about obtaining additional rights to this publication, please contact the address below or your local IEC member National Committee for further information.

Droits de reproduction réservés. Sauf indication contraire, aucune partie de cette publication ne peut être reproduite ni utilisée sous quelque forme que ce soit et par aucun procédé, électronique ou mécanique, y compris la photocopie et les microfilms, sans l'accord écrit de l'IEC ou du Comité national de l'IEC du pays du demandeur. Si vous avez des questions sur le copyright de l'IEC ou si vous désirez obtenir des droits supplémentaires sur cette publication, utilisez les coordonnées ci-après ou contactez le Comité national de l'IEC de votre pays de résidence.

IEC Central Office
3, rue de Varembe
CH-1211 Geneva 20
Switzerland

Tel.: +41 22 919 02 11
Fax: +41 22 919 03 00
info@iec.ch
www.iec.ch

About the IEC

The International Electrotechnical Commission (IEC) is the leading global organization that prepares and publishes International Standards for all electrical, electronic and related technologies.

About IEC publications

The technical content of IEC publications is kept under constant review by the IEC. Please make sure that you have the latest edition, a corrigenda or an amendment might have been published.

IEC Catalogue - webstore.iec.ch/catalogue

The stand-alone application for consulting the entire bibliographical information on IEC International Standards, Technical Specifications, Technical Reports and other documents. Available for PC, Mac OS, Android Tablets and iPad.

IEC publications search - www.iec.ch/searchpub

The advanced search enables to find IEC publications by a variety of criteria (reference number, text, technical committee,...). It also gives information on projects, replaced and withdrawn publications.

IEC Just Published - webstore.iec.ch/justpublished

Stay up to date on all new IEC publications. Just Published details all new publications released. Available online and also once a month by email.

Electropedia - www.electropedia.org

The world's leading online dictionary of electronic and electrical terms containing more than 30 000 terms and definitions in English and French, with equivalent terms in 14 additional languages. Also known as the International Electrotechnical Vocabulary (IEV) online.

IEC Glossary - std.iec.ch/glossary

More than 55 000 electrotechnical terminology entries in English and French extracted from the Terms and Definitions clause of IEC publications issued since 2002. Some entries have been collected from earlier publications of IEC TC 37, 77, 86 and CISPR.

IEC Customer Service Centre - webstore.iec.ch/csc

If you wish to give us your feedback on this publication or need further assistance, please contact the Customer Service Centre: csc@iec.ch.

A propos de l'IEC

La Commission Electrotechnique Internationale (IEC) est la première organisation mondiale qui élabore et publie des Normes internationales pour tout ce qui a trait à l'électricité, à l'électronique et aux technologies apparentées.

A propos des publications IEC

Le contenu technique des publications IEC est constamment revu. Veuillez vous assurer que vous possédez l'édition la plus récente, un corrigendum ou amendement peut avoir été publié.

Catalogue IEC - webstore.iec.ch/catalogue

Application autonome pour consulter tous les renseignements bibliographiques sur les Normes internationales, Spécifications techniques, Rapports techniques et autres documents de l'IEC. Disponible pour PC, Mac OS, tablettes Android et iPad.

Recherche de publications IEC - www.iec.ch/searchpub

La recherche avancée permet de trouver des publications IEC en utilisant différents critères (numéro de référence, texte, comité d'études,...). Elle donne aussi des informations sur les projets et les publications remplacées ou retirées.

IEC Just Published - webstore.iec.ch/justpublished

Restez informé sur les nouvelles publications IEC. Just Published détaille les nouvelles publications parues. Disponible en ligne et aussi une fois par mois par email.

Electropedia - www.electropedia.org

Le premier dictionnaire en ligne de termes électroniques et électriques. Il contient plus de 30 000 termes et définitions en anglais et en français, ainsi que les termes équivalents dans 14 langues additionnelles. Egalement appelé Vocabulaire Electrotechnique International (IEV) en ligne.

Glossaire IEC - std.iec.ch/glossary

Plus de 55 000 entrées terminologiques électrotechniques, en anglais et en français, extraites des articles Termes et Définitions des publications IEC parues depuis 2002. Plus certaines entrées antérieures extraites des publications des CE 37, 77, 86 et CISPR de l'IEC.

Service Clients - webstore.iec.ch/csc

Si vous désirez nous donner des commentaires sur cette publication ou si vous avez des questions contactez-nous: csc@iec.ch.

CONSOLIDATED VERSION

VERSION CONSOLIDÉE



**Surface mounted piezoelectric devices for frequency control and selection –
Standard outlines and terminal lead connections –
Part 2: Ceramic enclosures**

**Dispositifs piézoélectriques à montage en surface pour la commande et le choix
de la fréquence – Encombrements normalisés et connexions des sorties –
Partie 2: Enveloppes en céramique**

INTERNATIONAL
ELECTROTECHNICAL
COMMISSION

COMMISSION
ELECTROTECHNIQUE
INTERNATIONALE

ICS 31.140

ISBN 978-2-8322-1488-6

**Warning! Make sure that you obtained this publication from an authorized distributor.
Attention! Veuillez vous assurer que vous avez obtenu cette publication via un distributeur agréé.**

Withdrawing

iTech Standards
(<https://standards.iteh.ai>)
Document Preview

[IEC 61837-2:2011](#)

<https://standards.iteh.ai/catalog/standards/iec/19cbb9b-332c-4a8d-8746-2adf7f977bbc/iec-61837-2-2011>

REDLINE VERSION

VERSION REDLINE



**Surface mounted piezoelectric devices for frequency control and selection –
Standard outlines and terminal lead connections –
Part 2: Ceramic enclosures**

**Dispositifs piézoélectriques à montage en surface pour la commande et le choix
de la fréquence – Encombrements normalisés et connexions des sorties –
Partie 2: Enveloppes en céramique**

CONTENTS

FOREWORD.....	3
1 Scope.....	5
2 Normative references	5
3 Configuration of enclosures	5
4 Designation of types.....	5
5 Ceramic enclosure dimensions	6
6 Lead connections	6
7 Designation of ceramic enclosures	6
Bibliography.....	86
Table 1 – Designation of ceramic enclosures	6

Withhold

iTech Standards
(<https://standards.iteh.ai>)
Document Preview

INTERNATIONAL ELECTROTECHNICAL COMMISSION

**SURFACE MOUNTED PIEZOELECTRIC DEVICES
FOR FREQUENCY CONTROL AND SELECTION –
STANDARD OUTLINES AND TERMINAL LEAD CONNECTIONS –**

Part 2: Ceramic enclosures

FOREWORD

- 1) The International Electrotechnical Commission (IEC) is a worldwide organization for standardization comprising all national electrotechnical committees (IEC National Committees). The object of IEC is to promote international co-operation on all questions concerning standardization in the electrical and electronic fields. To this end and in addition to other activities, IEC publishes International Standards, Technical Specifications, Technical Reports, Publicly Available Specifications (PAS) and Guides (hereafter referred to as "IEC Publication(s)"). Their preparation is entrusted to technical committees; any IEC National Committee interested in the subject dealt with may participate in this preparatory work. International, governmental and non-governmental organizations liaising with the IEC also participate in this preparation. IEC collaborates closely with the International Organization for Standardization (ISO) in accordance with conditions determined by agreement between the two organizations.
- 2) The formal decisions or agreements of IEC on technical matters express, as nearly as possible, an international consensus of opinion on the relevant subjects since each technical committee has representation from all interested IEC National Committees.
- 3) IEC Publications have the form of recommendations for international use and are accepted by IEC National Committees in that sense. While all reasonable efforts are made to ensure that the technical content of IEC Publications is accurate, IEC cannot be held responsible for the way in which they are used or for any misinterpretation by any end user.
- 4) In order to promote international uniformity, IEC National Committees undertake to apply IEC Publications transparently to the maximum extent possible in their national and regional publications. Any divergence between any IEC Publication and the corresponding national or regional publication shall be clearly indicated in the latter.
- 5) IEC itself does not provide any attestation of conformity. Independent certification bodies provide conformity assessment services and, in some areas, access to IEC marks of conformity. IEC is not responsible for any services carried out by independent certification bodies.
- 6) All users should ensure that they have the latest edition of this publication.
- 7) No liability shall attach to IEC or its directors, employees, servants or agents including individual experts and members of its technical committees and IEC National Committees for any personal injury, property damage or other damage of any nature whatsoever, whether direct or indirect, or for costs (including legal fees) and expenses arising out of the publication, use of, or reliance upon, this IEC Publication or any other IEC Publications.
- 8) Attention is drawn to the Normative references cited in this publication. Use of the referenced publications is indispensable for the correct application of this publication.
- 9) Attention is drawn to the possibility that some of the elements of this IEC Publication may be the subject of patent rights. IEC shall not be held responsible for identifying any or all such patent rights.

This Consolidated version of IEC 61837-2 bears the edition number 2.1. It consists of the second edition (2011-05) [documents 49/884/CDV and 49/908/RVC] and its amendment 1 (2014-03) [documents 49/1078/CDV and 49/1094/RVC]. The technical content is identical to the base edition and its amendment.

In this Redline version, a vertical line in the margin shows where the technical content is modified by amendments 1. Additions and deletions are displayed in red, with deletions being struck through. A separate Final version with all changes accepted is available in this publication.

This publication has been prepared for user convenience.

International Standard IEC 61837-2 has been prepared by IEC technical committee 49: Piezoelectric, dielectric and electrostatic devices and associated materials for frequency control, selection and detection.

In this edition, types of enclosures are renamed to express their features in their names for better understanding. The relative comparison of new types with old ones is listed in Table. 1. New names of enclosures express configuration type, terminal lead numbers, sizes and arrangement of terminal pads. The details of definition are shown in Clause 3: Configuration of enclosures, and Clause 4: Designation of types.

Enclosures in this new edition are based on IEC 61240. In this standard, 27 enclosures are added to the first edition of IEC 61837-2, as follows:

QCC-12/1407A, DCC-2/1206A, QCC-10/9272A, DCC-4/9070A, DCC-2-8045B, DCC-6/7834B, DCC-6/7050A, QCC-10/7050A, DCC-4/6035C, DCC-2/6035C, QCC-8/5045A, DCC-4/5032A, DCC-4/5032C, DCC-2/4818C, DCC-2/4115C, QCC-8/3838A, DCC-6/3838A, DCC-4/3225C, DCC-2/3215C, QCC-8/3030B, DCC-6/3030A, DCC-6/2520A, DCC-4/2520C, DCC-4/2020C, DCC-4/2016C, DCC-4/1612C, DCC-2/1612C.

As a result, the new version (the second edition) contains a total of 38 enclosure types, which are listed in Table 1 – Designation of ceramic enclosures.

This standard is to be read in conjunction with IEC 61240.

This publication has been drafted in accordance with the ISO/IEC Directives, Part 3.

A list of all parts of the IEC 61837 series, published under the general title: *Surface mounted piezoelectric devices for frequency control and selection – Standard outlines and terminal lead connections*, can be found on the IEC website.

The committee has decided that the contents of the base publication and its amendment will remain unchanged until the stability date indicated on the IEC web site under "<http://webstore.iec.ch>" in the data related to the specific publication. At this date, the publication will be

- reconfirmed,
- withdrawn,
- replaced by a revised edition, or
- amended.

IMPORTANT – The “colour inside” logo on the cover page of this publication indicates that it contains colours which are considered to be useful for the correct understanding of its contents. Users should therefore print this publication using a colour printer.

SURFACE MOUNTED PIEZOELECTRIC DEVICES FOR FREQUENCY CONTROL AND SELECTION – STANDARD OUTLINES AND TERMINAL LEAD CONNECTIONS –

Part 2: Ceramic enclosures

1 Scope

This part of IEC 61837 deals with standard outlines and terminal lead connections as they apply to surface-mounted devices (SMD) for frequency control and selection in ceramic enclosures, and is based on IEC 61240.

2 Normative references

The following referenced documents are indispensable for the application of this document. For dated references, only the edition cited applies. For undated references, the latest edition of the referenced document (including any amendments) applies.

IEC 61240, *Piezoelectric devices – Preparation of outline drawings of surface-mounted devices (SMD) for frequency control and selection – General rules*

3 Configuration of enclosures

The enclosures of the surface-mounted devices are made of ceramic materials with the terminals of deposited metal film (leadless type) based on descriptive designation system for semiconductors – devices package.

The configuration symbols are shown as follows:

- DCC (dual chip carrier);
- QCC (quad chip carrier).

4 Designation of types

The designation of types is shown on four parts as follows:



A: Configuration symbol of enclosures:

- DCC (dual chip carrier);
- QCC (quad chip carrier).

B: Structure of terminal leads: leadless type has no mark.

C: Number of terminal leads

D: Serial number of both figures

E: Arrangement of terminal land:

- A (arranges to the width direction side);
- B (arranges in the length direction side);
- C (arranges in both the width and the length direction side).

5 Ceramic enclosure dimensions

The dimensions given in this standard apply to all completed SMD-devices for frequency control and selection. Only those dimensions which meet the requirements of IEC 61240 are given.

6 Lead connections

Recommendations for the lead connections of all completed SMD-devices for frequency control and selection are given in the following individual sheets. Lead connections shall always be given in the detail specification.

7 Designation of ceramic enclosures

Table 1 is a list which includes all new enclosure types with their sheet numbers and brief descriptions. Old enclosure names are also listed as references.

Table 1 – Designation of ceramic enclosures

No.	Type	Old type	Sheet No.	Description
1	QCC-18/1809A	QCC-18/01	Sheet 1	Ceramic, welded, eighteen leadless SMD outline
2	QCC-12/1407A		Sheet 2	Ceramic, welded, twelve leadless SMD outline
3	DCC-4/1206A	DCC-4/01	Sheet 3	Ceramic, four leadless SMD outline
4	DCC-2/1206A		Sheet 4	Ceramic, two leadless SMD outline
5	QCC-10/9272A		Sheet 5	Ceramic, welded, ten leadless SMD outline
6	DCC-4/9070A		Sheet 6	Ceramic, welded, four leadless SMD outline
7	DCC-4/8045B	DCC-04/02, 03	Sheet 7	Ceramic, welded, four leadless SMD outline
8	DCC-2/8045B		Sheet 8	Ceramic, welded, two leadless SMD outline
9	DCC-6/7834B		Sheet 9	Ceramic, welded, six leadless SMD outline
10	DCC-6/7050A		Sheet 10	Ceramic, welded, six leadless SMD outline
11	DCC-4/7050A	DCC-4/08	Sheet 11	Ceramic, welded, four leadless SMD outline
12	DCC-4/7050B	DCC-4/04, 05	Sheet 12	Ceramic, welded, four leadless SMD outline
13	QCC-10/7050A		Sheet 13	Ceramic, welded, ten leadless SMD outline
14	QCC-6/7050A	QCC-6/01, 02	Sheet 14	Ceramic, welded, six leadless SMD outline
15	DCC-6/6035A	DCC-4/06, 07	Sheet 15	Ceramic, welded, six leadless SMD outline
16	DCC-4/6035C		Sheet 16	Ceramic, welded, four leadless SMD outline
17	DCC-2/6035C		Sheet 17	Ceramic, welded, two leadless SMD outline
18	QCC-8/5050A	QCC-8/02	Sheet 18	Ceramic, welded, eight leadless SMD outline
19	QCC-12/5045A	QCC-12/02	Sheet 19	Ceramic, welded, twelve leadless SMD outline
20	QCC-8/5045A		Sheet 20	Ceramic, welded, eight leadless SMD outline

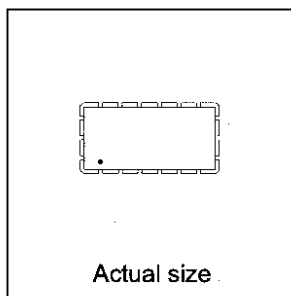
No.	Type	Old type	Sheet No.	Description
21	DCC-4/5032A		Sheet 21	Ceramic, welded, four leadless SMD outline
22	DCC-4/5032C		Sheet 22	Ceramic, welded, four leadless SMD outline
23	DCC-2/5032B	DCC-2/01	Sheet 23	Ceramic, welded, two leadless SMD outline
24	DCC-2/4818C		Sheet 24	Ceramic, welded, two leadless SMD outline
25	DCC-2/4115C		Sheet 25	Ceramic, welded, two leadless SMD outline
26	DCC-4/4025C	DCC-6/01	Sheet 26	Ceramic, welded, four leadless SMD outline
27	QCC-8/3838A		Sheet 27	Ceramic, welded, eight leadless SMD outline
28	DCC-6/3838A		Sheet 28	Ceramic, welded, six leadless SMD outline
29	DCC-2/3215C		Sheet 29	Ceramic, welded, two leadless SMD outline
30	DCC-4/3225C		Sheet 30	Ceramic, welded, four leadless SMD outline
31	QCC-8/3030B		Sheet 31	Ceramic, welded, eight leadless SMD outline
32	DCC-6/3030A		Sheet 32	Ceramic, welded, six leadless SMD outline
33	DCC-6/2520A		Sheet 33	Ceramic, welded, six leadless SMD outline
34	DCC-4/2520C		Sheet 34	Ceramic, welded, four leadless SMD outline
35	DCC-4/2020C		Sheet 35	Ceramic, welded, four leadless SMD outline
36	DCC-4/2016C		Sheet 36	Ceramic, welded, four leadless SMD outline
37	DCC-4/1612C		Sheet 37	Ceramic, welded, four leadless SMD outline
38	DCC-2/1612C		Sheet 38	Ceramic, welded, two leadless SMD outline

ITECH
(<https://standards.iteh.ai/>)
Document Preview

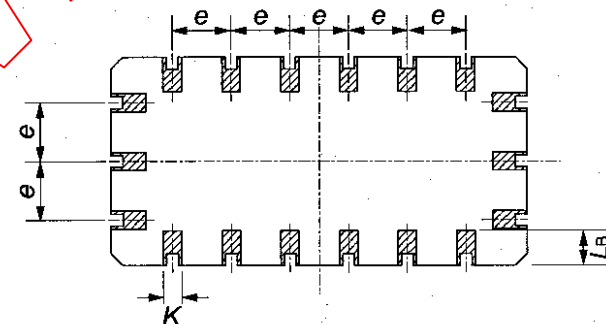
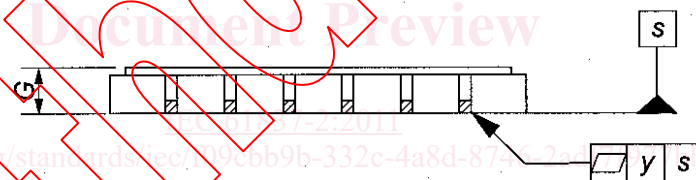
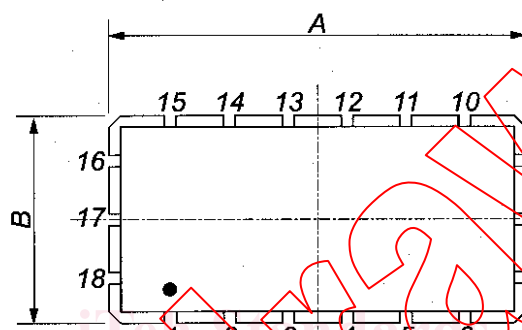
IEC 61837-2:2011

<https://standards.iteh.ai/en/standards/iec/419c6b9b-332c-4a8d-8746-2adf7f977bbc/iec-61837-2-2011>

WITHDRAWN



Ref.	Dimensions (mm)			Notes
	Min.	Nom.	Max.	
A	—	(18,0)	18,30	
B	—	(9,0)	9,30	
G	—	—	2,00	
K	0,50	—	1,10	
L _B	1,20	—	1,80	Note 1
e	—	2,54	—	
y	—	—	0,10	

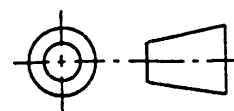


IEC 853/11

NOTE 1 Dimension L_B max. can be increased to 2,10mm for lead 1 to identify the orientation.

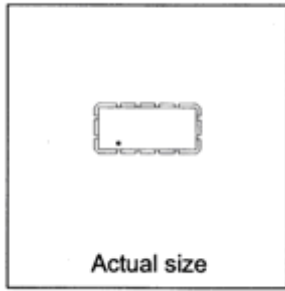
Ceramic, welded, eighteen leadless SMD outline –
Type QCC-18/1809A

Scale
3: 1

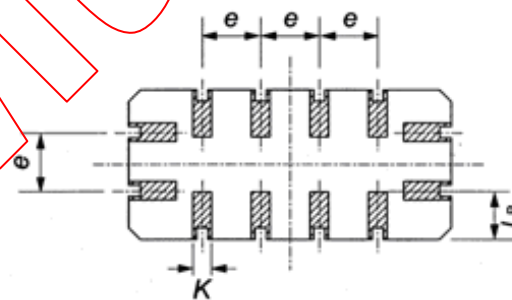

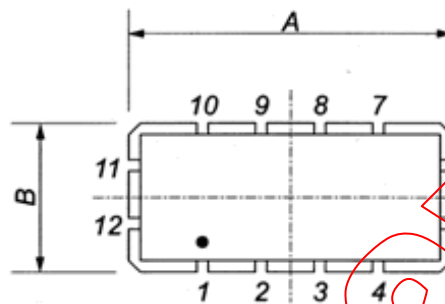


Terminal land connections of Type QCC-18/1809A

No.	Crystal unit	Crystal oscillator	Crystal filter	SAW devices
1				Ground
2				Option
3				Option
4				Option
5				Option
6				Ground
7				Input/Output
8				Ground
9				Input/Output /Ground
10				Ground
11				Option
12				Option
13				Option
14				Option
15				Ground
16				Output/Input
17				Ground
18				Output/Input /Ground



Ref.	Dimensions (mm)			Notes
	Min.	Nom.	Max.	
A	—	(14,0)	14,30	
B	—	(6,5)	6,80	
G	—	—	2,00	
K	0,50	—	1,10	
L_B	1,80	—	2,30	Note 1
e	—	2,54	—	
y	—	—	0,10	



IEC 854/11

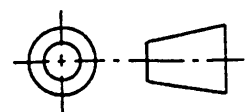
NOTE 1 Dimension L_B max. can be increased to 2,10 mm for lead 1 to identify the orientation.

Ceramic, welded, twelve leadless SMD outline –

Type QCC-12/1407A

Scale

3: 1



Sheet 2