

INTERNATIONAL STANDARD

ISO
9691

First edition
1992-11-15

Rubber — Recommendations for the workmanship of pipe joint rings — Description and classification of imperfections

iTeh Standards

(<http://standards.iteh.ai/catalog/standards/iso/12f06d79-357b-4df6-8c7f-ed89e1a976eb/iso-9691-1992>)
Document Preview

*Caoutchouc — Recommandations concernant l'exécution des garnitures
d'étanchéité pour joint de canalisation — Description et classification
des imperfections*

ISO 9691:1992

<https://standards.iteh.ai/catalog/standards/iso/12f06d79-357b-4df6-8c7f-ed89e1a976eb/iso-9691-1992>



Reference number
ISO 9691:1992(E)

Foreword

ISO (the International Organization for Standardization) is a worldwide federation of national standards bodies (ISO member bodies). The work of preparing International Standards is normally carried out through ISO technical committees. Each member body interested in a subject for which a technical committee has been established has the right to be represented on that committee. International organizations, governmental and non-governmental, in liaison with ISO, also take part in the work. ISO collaborates closely with the International Electrotechnical Commission (IEC) on all matters of electrotechnical standardization.

Draft International Standards adopted by the technical committees are circulated to the member bodies for voting. Publication as an International Standard requires approval by at least 75 % of the member bodies casting a vote.

International Standard ISO 9691 was prepared by Technical Committee ISO/TC 45, *Rubber and rubber products*, Sub-Committee SC 4, *Miscellaneous products*.

Annex A of this International Standard is for information only.

ISO 9691:1992

<https://standards.iteh.ai/catalog/standards/iso/12f06d79-357b-4df6-8c7f-ed89e1a976eb/iso-9691-1992>

© ISO 1992

All rights reserved. No part of this publication may be reproduced or utilized in any form or by any means, electronic or mechanical, including photocopying and microfilm, without permission in writing from the publisher.

International Organization for Standardization
Case Postale 56 • CH-1211 Genève 20 • Switzerland

Printed in Switzerland

Introduction

International Standards such as ISO 4633^[1], ISO 6447^[2] and ISO 6448^[3] (see bibliography) for rubber joint rings for pipelines include some general requirements for the finished rings, particularly for workmanship, in statements such as: "The rings shall be free from porosity and shall not have surface defects or irregularities which could affect their functions".

In order to assist manufacturers wishing to comply with such requirements, this International Standard describes manufacturing imperfections which could arise during the production of pipe joint rings, and lists criteria by which the quality of workmanship can be assessed. It should be stressed, however, that this International Standard is not a specification. Whether an imperfection is to be considered as a defect will ultimately have to be agreed upon between the interested parties (see clause 4).

(<https://standards.iteh.ai>)
Document Preview

[ISO 9691:1992](https://standards.iteh.ai/catalog/standards/iso/12f06d79-357b-4df6-8c7f-ed89e1a976eb/iso-9691-1992)

<https://standards.iteh.ai/catalog/standards/iso/12f06d79-357b-4df6-8c7f-ed89e1a976eb/iso-9691-1992>

iTeh Standards
(<https://standards.iteh.ai>)
Document Preview

This page intentionally left blank

[ISO 9691:1992](https://standards.iteh.ai/catalog/standards/iso/12f06d79-357b-4df6-8c7f-ed89e1a976eb/iso-9691-1992)

<https://standards.iteh.ai/catalog/standards/iso/12f06d79-357b-4df6-8c7f-ed89e1a976eb/iso-9691-1992>

Rubber — Recommendations for the workmanship of pipe joint rings — Description and classification of imperfections

1 Scope

This International Standard describes and classifies imperfections in rubber joint rings for pipelines.

2 Normative references

The following standards contain provisions which, through reference in this text, constitute provisions of this International Standard. At the time of publication, the editions indicated were valid. All standards are subject to revision, and parties to agreements based on this International Standard are encouraged to investigate the possibility of applying the most recent editions of the standards indicated below. Members of IEC and ISO maintain registers of currently valid International Standards.

ISO 2781:1988, *Rubber, vulcanized — Determination of density*.

ISO 7743:1989, *Rubber, vulcanized or thermoplastic — Determination of compression stress-strain properties*.

3 Classification of imperfections

3.1 Surface imperfections

There are three types of surface imperfection:

- a) imperfections not involving excess or shortage of material (see 3.1.1);
- b) excess material (see 3.1.2);
- c) shortage of material (see 3.1.3).

NOTE 1 Some surface imperfections, e.g. offset and shortage of material, can appear in combination.

3.1.1 Imperfections not involving excess or shortage of material

3.1.1.1 Bloom: A liquid or solid material which has migrated to the surface of a rubber.

3.1.1.2 Surface inclusion (foreign material): Any extraneous matter embedded in the surface.

3.1.1.3 Cut: A fine incision similar to that made by a scalpel. The cut is not open. It is usually necessary to stretch the rubber for the edges of the cut to become clearly visible.

3.1.1.4 Cracking: A network of fine cracks or crazing which is not visible unless the rubber is folded. It may be caused, for example, by ageing or incorrect storage.

3.1.2 Excess material

3.1.2.1 Flash (see figure 1): Excess material which escapes from the moulding cavity during moulding of a moulded ring, or is produced at the weld line of an extruded welded ring, and solidifies to form a film-like appendage. It is caused by mould separation and is present owing to inadequate trimming.

3.1.2.2 Offset: Joint ring halves that are off-register or mismatched.

3.1.2.2.1 Off-register (see figure 2): Misalignment of joint ring halves caused by lateral shift of one mould cavity plate or one end of the extrusion relative to the other.

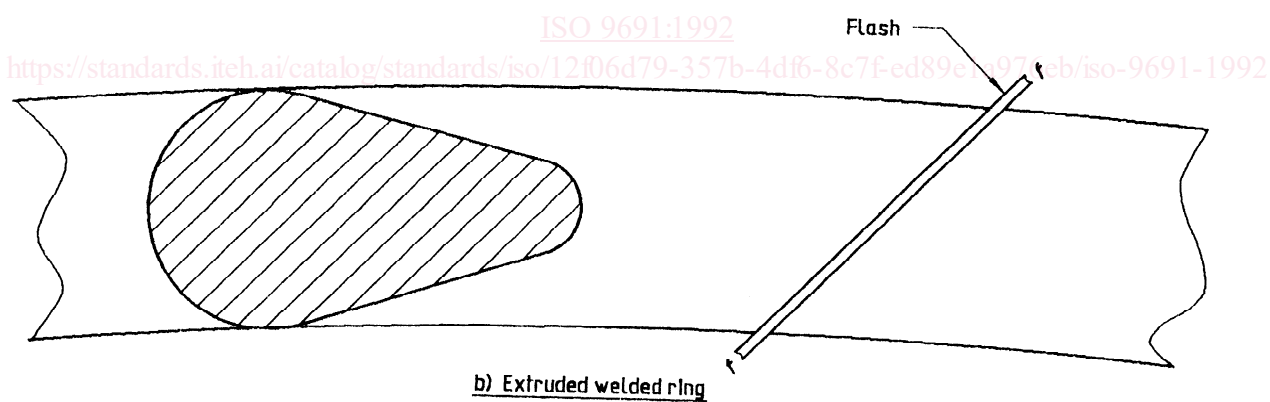
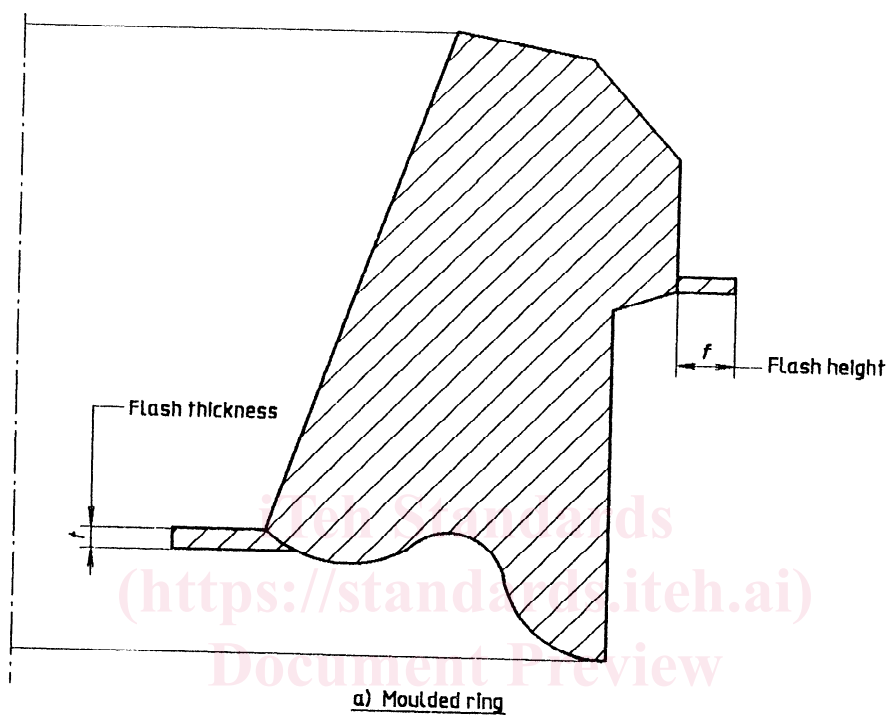


Figure 1 — Flash

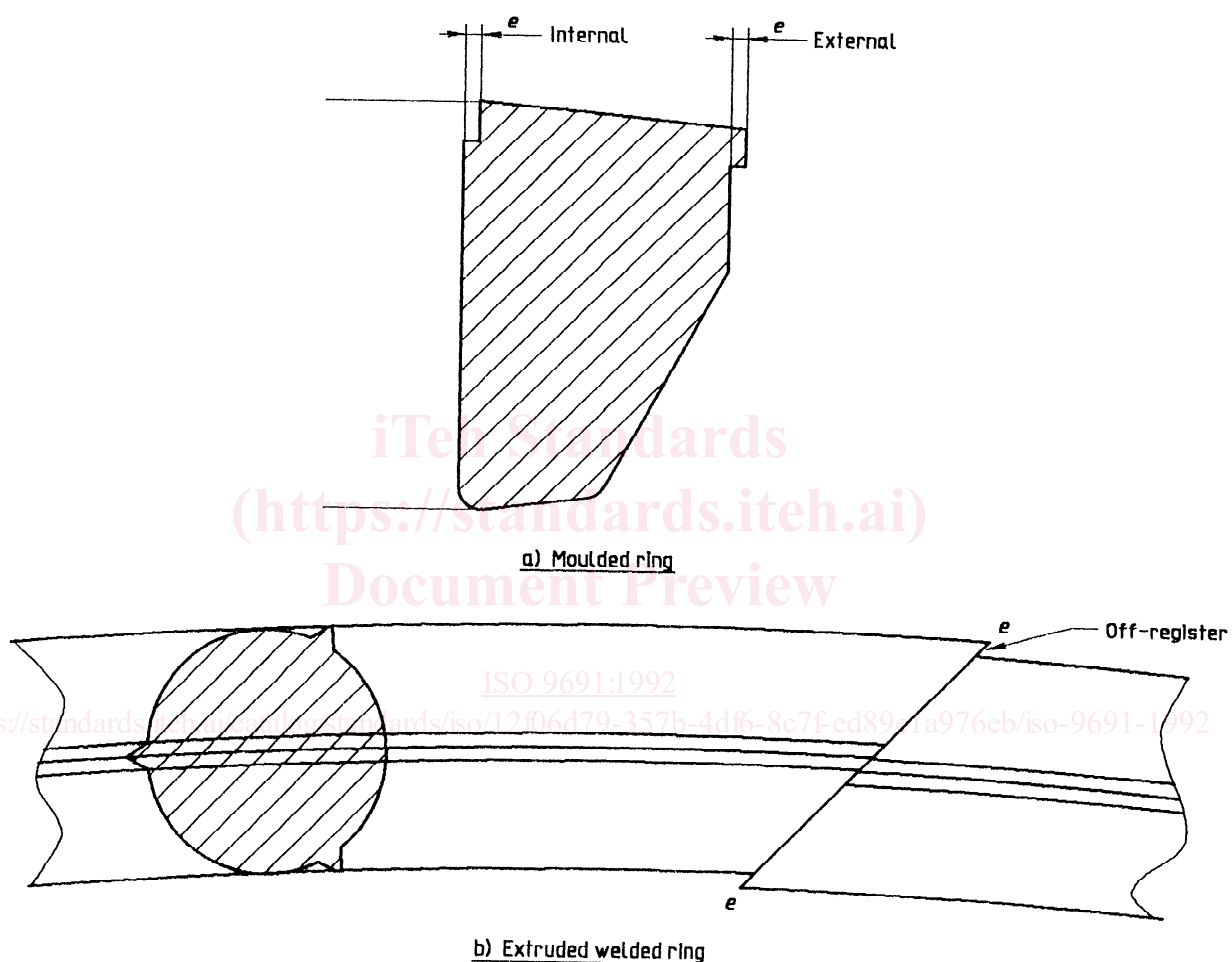


Figure 2 — Off-register

3.1.2.2.2 Mismatch (see figure 3): Abrupt change in cross-section of a joint ring, caused when the cross-sectional dimensions of one mould cavity plate are not equal to those of the other plate or, in the case of extruded welded rings, the cross-sectional dimensions of the two ends are unequal.

3.1.3 Shortage of material

3.1.3.1 Backrind [see figure 4 a)]: A longitudinal imperfection in which the rubber adjacent to the flash line shrinks below the level of the moulding

and has a U- or W-shaped cross-section, with the flash frequently being ragged or torn.

3.1.3.2 Parting-line Indentation [see figure 4 b)]: A shallow saucer-like recess, sometimes triangular in shape, located along the parting line where the two ring ends have been welded together. It is caused by deformation of the mould edge at the parting line.

3.1.3.3 Excessive trimming (see figure 5): A flattened and often roughened area around the inside and/or outside of the joint ring. It is caused by trimming off too much flash.

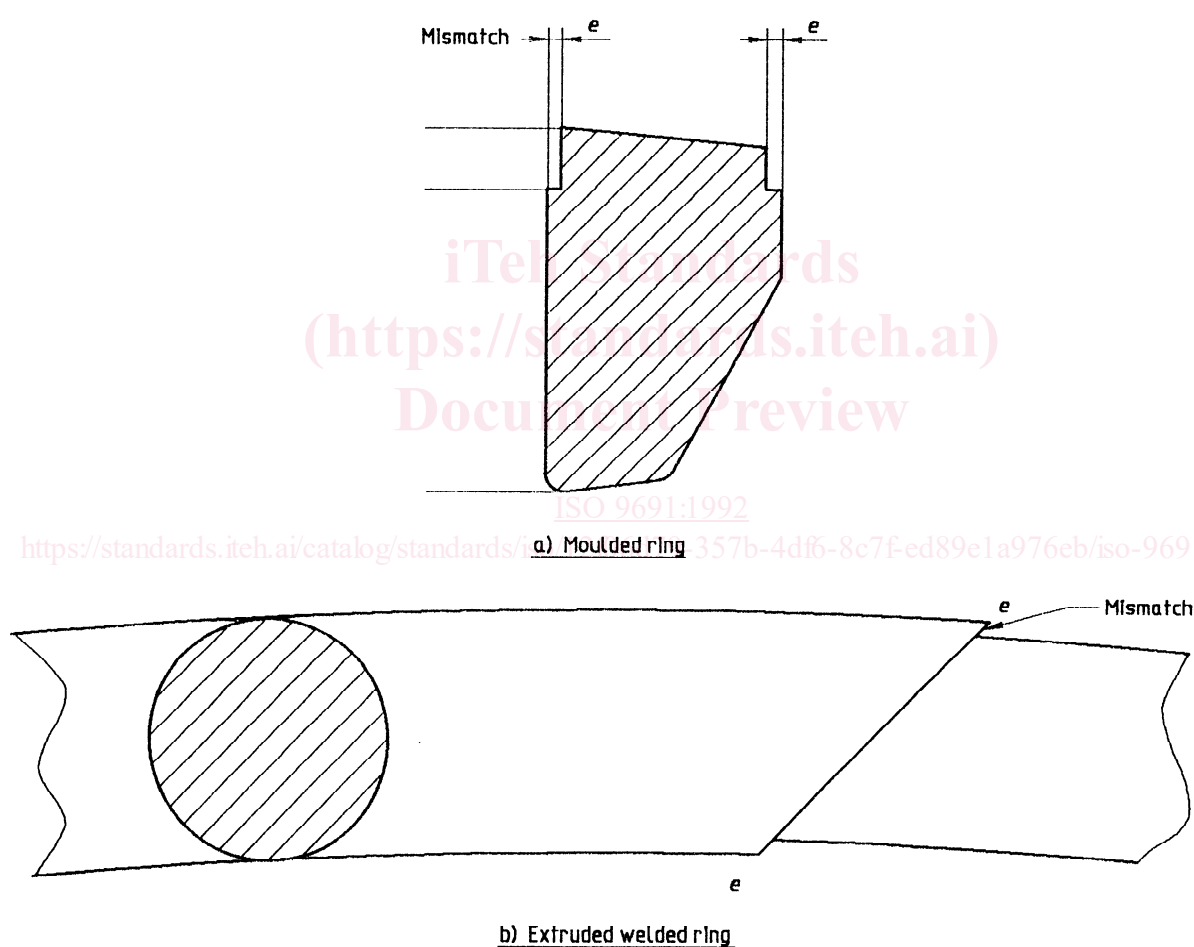


Figure 3 — Mismatch

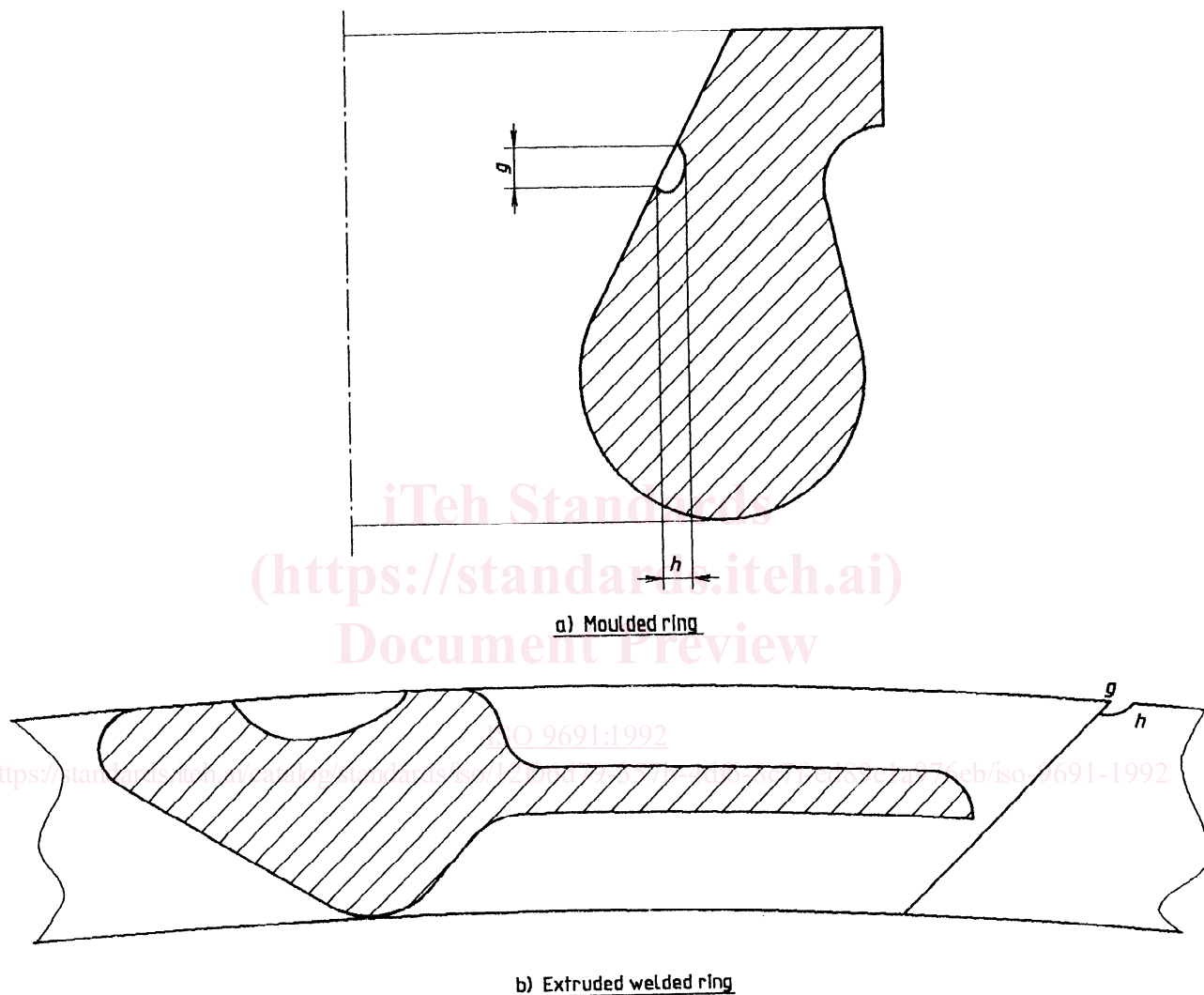


Figure 4 — Backrind and parting-line indentation

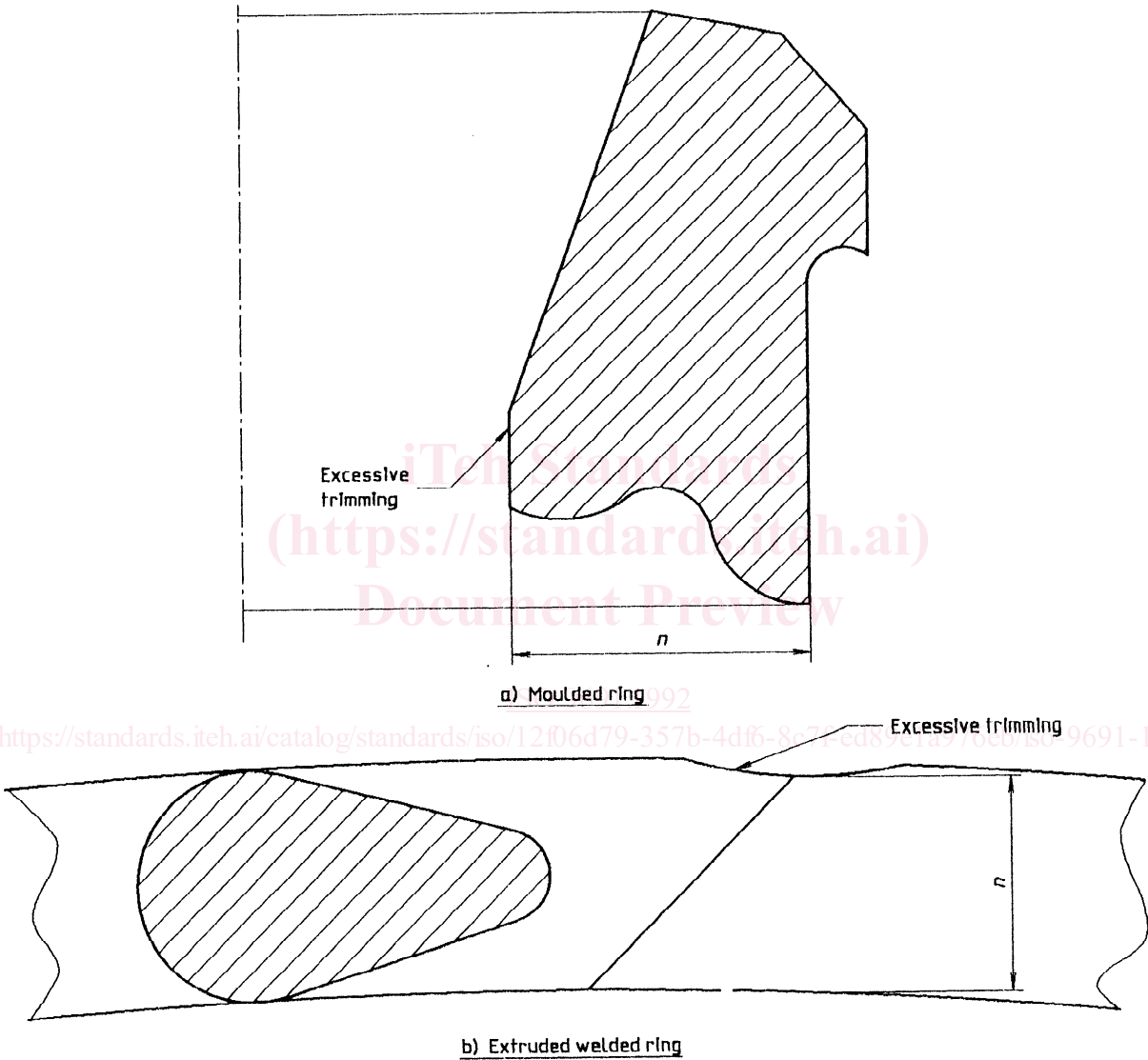


Figure 5 — Excessive trimming