

---

---

**Aerospace — Aircraft control wire rope  
assemblies — Dimensions and end-fitting  
combinations**

*Aéronautique et espace — Câbles de commande d'aéronefs, équipés —  
Dimensions et combinaison des embouts*

**iTeh STANDARD PREVIEW**  
**(standards.iteh.ai)**

[ISO 9762:2000](https://standards.iteh.ai/catalog/standards/sist/5abae3fd-0677-46d2-bbc0-a9dcbea139a0/iso-9762-2000)

[https://standards.iteh.ai/catalog/standards/sist/5abae3fd-0677-46d2-bbc0-  
a9dcbea139a0/iso-9762-2000](https://standards.iteh.ai/catalog/standards/sist/5abae3fd-0677-46d2-bbc0-a9dcbea139a0/iso-9762-2000)



**PDF disclaimer**

This PDF file may contain embedded typefaces. In accordance with Adobe's licensing policy, this file may be printed or viewed but shall not be edited unless the typefaces which are embedded are licensed to and installed on the computer performing the editing. In downloading this file, parties accept therein the responsibility of not infringing Adobe's licensing policy. The ISO Central Secretariat accepts no liability in this area.

Adobe is a trademark of Adobe Systems Incorporated.

Details of the software products used to create this PDF file can be found in the General Info relative to the file; the PDF-creation parameters were optimized for printing. Every care has been taken to ensure that the file is suitable for use by ISO member bodies. In the unlikely event that a problem relating to it is found, please inform the Central Secretariat at the address given below.

**iTeh STANDARD PREVIEW**  
**(standards.iteh.ai)**

[ISO 9762:2000](https://standards.iteh.ai/catalog/standards/sist/5abae3fd-0677-46d2-bbc0-a9dcbea139a0/iso-9762-2000)

<https://standards.iteh.ai/catalog/standards/sist/5abae3fd-0677-46d2-bbc0-a9dcbea139a0/iso-9762-2000>

© ISO 2000

All rights reserved. Unless otherwise specified, no part of this publication may be reproduced or utilized in any form or by any means, electronic or mechanical, including photocopying and microfilm, without permission in writing from either ISO at the address below or ISO's member body in the country of the requester.

ISO copyright office  
Case postale 56 • CH-1211 Geneva 20  
Tel. + 41 22 749 01 11  
Fax + 41 22 749 09 47  
E-mail [copyright@iso.ch](mailto:copyright@iso.ch)  
Web [www.iso.ch](http://www.iso.ch)

Printed in Switzerland

## Foreword

ISO (the International Organization for Standardization) is a worldwide federation of national standards bodies (ISO member bodies). The work of preparing International Standards is normally carried out through ISO technical committees. Each member body interested in a subject for which a technical committee has been established has the right to be represented on that committee. International organizations, governmental and non-governmental, in liaison with ISO, also take part in the work. ISO collaborates closely with the International Electrotechnical Commission (IEC) on all matters of electrotechnical standardization.

International Standards are drafted in accordance with the rules given in the ISO/IEC Directives, Part 3.

Draft International Standards adopted by the technical committees are circulated to the member bodies for voting. Publication as an International Standard requires approval by at least 75 % of the member bodies casting a vote.

International Standard ISO 9762 was prepared by Technical Committee ISO/TC 20, *Aircraft and space vehicles*, Subcommittee SC 12, *Mechanical system parts*.

## iTeh STANDARD PREVIEW (standards.iteh.ai)

[ISO 9762:2000](https://standards.iteh.ai/catalog/standards/sist/5abae3fd-0677-46d2-bbc0-a9dcbea139a0/iso-9762-2000)

<https://standards.iteh.ai/catalog/standards/sist/5abae3fd-0677-46d2-bbc0-a9dcbea139a0/iso-9762-2000>

**iTeh STANDARD PREVIEW**  
**(standards.iteh.ai)**

ISO 9762:2000

<https://standards.iteh.ai/catalog/standards/sist/5abae3fd-0677-46d2-bbc0-a9dcbea139a0/iso-9762-2000>

# Aerospace — Aircraft control wire rope assemblies — Dimensions and end-fitting combinations

## 1 Scope

This International Standard specifies the possible combinations and lengths of preformed flexible steel wire ropes for aircraft controls equipped with two end-fittings swaged on each end of the cable and the corresponding designations.

## 2 Normative references

The following normative documents contain provisions which, through reference in this text, constitute provisions of this International Standard. For dated references, subsequent amendments to, or revisions of, any of these publications do not apply. However, parties to agreements based on this International Standard are encouraged to investigate the possibility of applying the most recent editions of the normative documents indicated below. For undated references, the latest edition of the normative document referred to applies. Members of ISO and IEC maintain registers of currently valid International Standards.

ISO 2020-1:1997, *Aerospace — Preformed flexible steel wire rope for aircraft controls — Part 1: Dimensions and loads.*

<https://standards.iteh.ai/catalog/standards/sist/5abae3fd-0677-46d2-bbc0-a9dcca159a0/iso-9762-2000>

ISO 9737:2000, *Aerospace — Eye-ends, in corrosion-resistant steel, swaged on aircraft control wire rope — Dimensions and loads.*

ISO 9748:2000, *Aerospace — Ball-ends, in corrosion-resistant steel, swaged on aircraft control wire rope — Dimensions and loads.*

ISO 9749:2000, *Aerospace — Stud-ends, in corrosion-resistant steel, swaged on aircraft control wire rope — Dimensions and loads.*

ISO 9759:2000, *Aerospace — Fork-ends, in corrosion-resistant steel, swaged on aircraft control wire rope — Dimensions and loads.*

ISO 9760:2000, *Aerospace — Fork-ends, in corrosion-resistant steel, swaged on aircraft control wire rope, for rolling bearings — Dimensions and loads.*

ISO 9763:1999, *Aerospace — Aircraft control wire rope assemblies — Technical specifications.*

## 3 Dimensions

### 3.1 End-fittings

End-fittings shall be in accordance with the International Standards given in Table 1.

### 3.2 Naked wire rope

Naked wire rope shall be in accordance with ISO 2020-1.

3.3 Wire rope

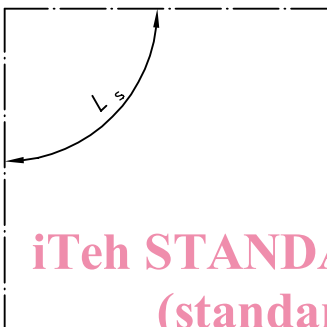
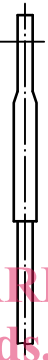

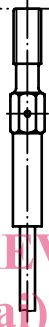

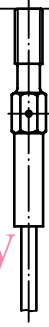


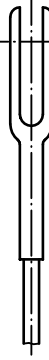


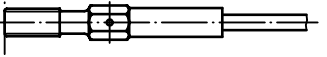

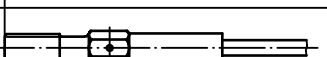
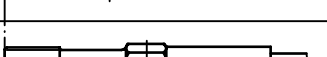
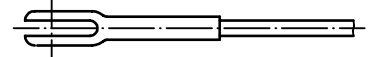

3.3.1 Nominal length  $L_s$

The nominal length  $L_s$  is defined in Table 1 and is left to the customer.

3.3.2 Limit deviations on nominal length  $L_s$

The limit deviations on nominal length  $L_s$  are specified in Table 2.

Table 1 — Wire rope end-fitting combination codes

Wire rope equipped with two end-fittings according to references		ISO 9737	ISO 9748	ISO 9749				ISO 9759	ISO 9760	
				R__S <sup>a</sup>	R__L <sup>a</sup>	L__S <sup>a</sup>	L__L <sup>a</sup>			
										
ISO 9737		AA	BA	CA	DA	EA	FA	GA	HA	
ISO 9748		BA	BB	CB	DB	EB	FB	GB	HB	
ISO 9749	R__S <sup>a</sup>		CA	CB	CC	DC	EC	FC	GC	HC
	R__L <sup>a</sup>		DA	DB	DC	DD	ED	FD	GD	HD
	L__S <sup>a</sup>		EA	EB	EC	ED	EE	FE	GE	HE
	L__L <sup>a</sup>		FA	FB	FC	FD	FE	FF	GF	HF
ISO 9759		GA	GB	GC	GD	GE	GF	GG	HG	
ISO 9760		HA	HB	HC	HD	HE	HF	HG	HH	

<sup>a</sup> Thread direction code and length code in accordance with ISO 9749.

Table 2 — Limit deviations on nominal length  $L_s$ 

$L_s$ m	Limit deviations mm
$L_s \leq 1$	$\pm 2$
$1 < L_s \leq 6$	$\pm 3$
$6 < L_s \leq 12$	$\pm 5$
$12 < L_s \leq 18$	$\pm 7$
$18 < L_s \leq 27$	$\pm 10$
$L_s > 27$	$\pm 13$

## 4 Material and surface treatment

### 4.1 End-fittings

The material and surface treatment of end-fittings shall be in accordance with product standards cited in Table 1.

### 4.2 Naked wire rope

The material and surface treatment of naked wire rope shall be in accordance with ISO 2020-1.

## 5 Corresponding combinations and codes

### 5.1 Wire rope end-fittings

Combination codes for wire rope end-fittings are given in Table 1.

### 5.2 Nominal diameters according to wire rope material

Codes for wire rope nominal diameters by material are given in Table 3.

## 6 Designation

Each control wire rope assembly in accordance with this International Standard shall be designated as shown in the following example.

### EXAMPLE

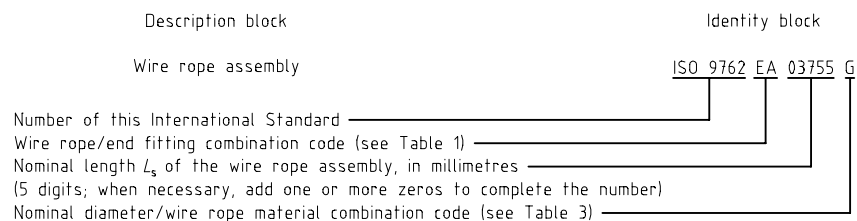


Table 3 — Codes for wire rope nominal diameters by material

Nominal diameter of wire rope mm	Construction	Codes	
		Carbon steel wire rope <sup>a</sup>	Stainless steel wire rope <sup>a</sup>
1,6	7 × 7	A	P
2,4		B	Q
3,2	7 × 19	C	R
4,0		D	S
4,8		E	T
5,6		F	U
6,4		G	V
		H	W

<sup>a</sup> In accordance with ISO 2020-1.

## 7 Technical specification **ITeh STANDARD PREVIEW** (standards.iteh.ai)

In accordance with ISO 9763.

ISO 9762:2000

<https://standards.iteh.ai/catalog/standards/sist/5abae3fd-0677-46d2-bbc0-a9dcbea139a0/iso-9762-2000>



**iTeh STANDARD PREVIEW**  
**(standards.iteh.ai)**

ISO 9762:2000

<https://standards.iteh.ai/catalog/standards/sist/5abae3fd-0677-46d2-bbc0-a9dcbea139a0/iso-9762-2000>