

SLOVENSKI STANDARD

SIST EN 2665-004:2002

01-januar-2002

Aerospace series - Circuit breakers, three-pole, temperature compensated, rated currents 20 A to 50 A - Part 004: UNC thread terminals - Product standard

Aerospace series - Circuit breakers, three-pole, temperature compensated, rated currents 20 A to 50 A - Part 004: UNC thread terminals - Product standard

Luft- und Raumfahrt - Schutzschalter, dreipolig, temperaturkompensiert, Nennströme von 20 A bis 50 A - Teil 004: UNC-Klemmengewinde - Produktnorm

Série aérospatiale - Disjoncteurs tripolaires compensés en température, intensités nominales 20 A à 50 A - Partie 004: Bornes à filetage UNC - Norme de produit

<https://standards.iteh.ai/catalog/standards/sist/2f229d9f-7290-4343-8513-ee793b85a0f8/sist-en-2665-004-2002>

Ta slovenski standard je istoveten z: EN 2665-004:1999

ICS:

49.060 Štejni in električni aparati in oprema za letalstvo
Aerospace electric equipment and systems

SIST EN 2665-004:2002

en

iTeh STANDARD PREVIEW
(standards.iteh.ai)

SIST EN 2665-004:2002

<https://standards.iteh.ai/catalog/standards/sist/2f229d9f-7290-4343-8513-ee793b85a0f8/sist-en-2665-004-2002>

EUROPEAN STANDARD
NORME EUROPÉENNE
EUROPÄISCHE NORM

EN 2665-004

June 1999

ICS 49.060

English version

Aerospace series - Circuit breakers, three-pole, temperature compensated, rated currents 20 A to 50 A - Part 004: UNC thread terminals - Product standard

Série aérospatiale - Disjoncteurs tripolaires compensés en température, intensités nominales 20 A à 50 A - Partie 004: Bornes à filetage UNC - Norme de produit

Luft- und Raumfahrt - Schutzschalter, dreipolig, temperaturkompensiert, Nennströme von 20 A bis 50 A - Teil 004: UNC-Klemmengewinde - Produktnorm

This European Standard was approved by CEN on 4 September 1998.

CEN members are bound to comply with the CEN/CENELEC Internal Regulations which stipulate the conditions for giving this European Standard the status of a national standard without any alteration. Up-to-date lists and bibliographical references concerning such national standards may be obtained on application to the Central Secretariat or to any CEN member.

This European Standard exists in three official versions (English, French, German). A version in any other language made by translation under the responsibility of a CEN member into its own language and notified to the Central Secretariat has the same status as the official versions.

CEN members are the national standards bodies of Austria, Belgium, Czech Republic, Denmark, Finland, France, Germany, Greece, Iceland, Ireland, Italy, Luxembourg, Netherlands, Norway, Portugal, Spain, Sweden, Switzerland and United Kingdom.



EUROPEAN COMMITTEE FOR STANDARDIZATION
COMITÉ EUROPÉEN DE NORMALISATION
EUROPÄISCHES KOMITEE FÜR NORMUNG

Central Secretariat: rue de Stassart, 36 B-1050 Brussels

Foreword

This European Standard has been prepared by the European Association of Aerospace Manufacturers (AECMA).

After inquiries and votes carried out in accordance with the rules of this Association, this Standard has received the approval of the National Associations and the Official Services of the member countries of AECMA, prior to its presentation to CEN.

This European Standard shall be given the status of a national standard, either by publication of an identical text or by endorsement, at the latest by December 1999, and conflicting national standards shall be withdrawn at the latest by December 1999.

According to the CEN/CENELEC Internal Regulations, the national standards organizations of the following countries are bound to implement this European Standard: Austria, Belgium, Czech Republic, Denmark, Finland, France, Germany, Greece, Iceland, Ireland, Italy, Luxembourg, Netherlands, Norway, Portugal, Spain, Sweden, Switzerland and the United Kingdom.



1 Scope

This standard specifies the required characteristics for three-pole, temperature compensated circuit breakers, rated currents from 20 A to 50 A, UNC thread terminals, for use in aircraft electrical systems, at temperatures between – 55 °C and 90 °C and at a maximum altitude of $Z = 15\,000$ m.

It shall be used together with EN 2665-001.

These circuit breakers are intended for use in aircraft with electrical supplies in accordance with EN 2282.

2 Normative references

This European Standard incorporates by dated or undated reference provisions from other publications. These normative references are cited at the appropriate places in the text and the publications are listed hereafter. For dated references, subsequent amendments to or revisions of any of these publications apply to this European Standard only when incorporated in it by amendment or revision. For undated references the latest edition of the publication referred to applies.

ISO 965-2	ISO general purpose metric screw threads - Tolerances - Part 2: Limits of sizes for general purpose bolt and nut threads - Medium quality
ISO 1190-1	Copper and copper alloys - Code of designation - Part 1: Designation of materials
ISO 4757	Cross recesses for screws
EN 2282	Aerospace series - Characteristics of aircraft electrical supplies
EN 2350	Aerospace series - Circuit breakers - Technical specification
EN 2665-001	Aerospace series - Circuit breakers, three-pole, temperature compensated, rated currents 20 A to 50 A - Part 001: Technical specification
FED-STD-H28/2A - 1984	Screw-thread standards for federal services 1)

3 Definitions

For the purposes of this standard, the definitions given in EN 2350 apply.

4 Required characteristics

4.1 Short-circuit performance

Test current: 1 500 A prospective, $0,8 \leq \cos \varphi < 1$

Number of CO/OCO tests: 1 CO + 2 OCO + 1 CO + 2 OCO

1) Published by: Department of Defense (DOD), the Pentagon, Washington D.C. 20301 USA.

4.2 Dimensions, mounting, electrical connections

See figures 1, 2 and 3.

Dimensions and tolerances are in millimetres.

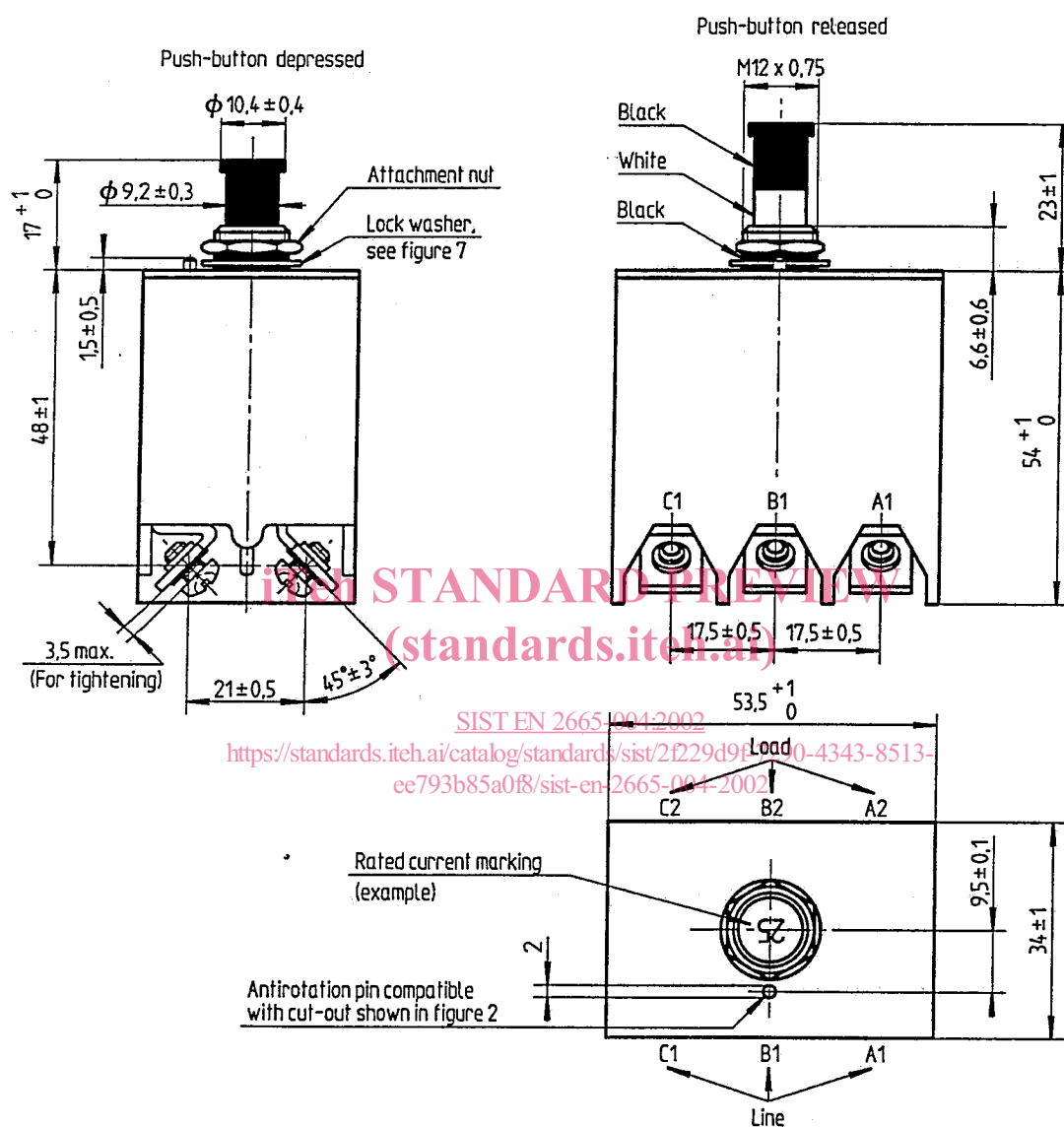


Figure 1: Circuit breaker

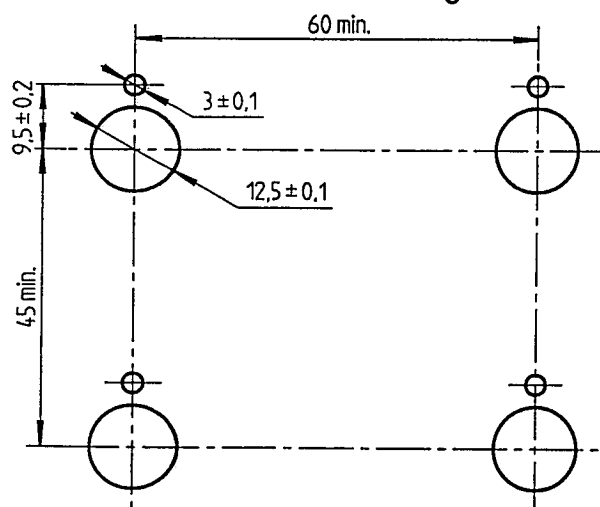


Figure 2: Panel cut-out
(panel thickness 1,5 to 3)

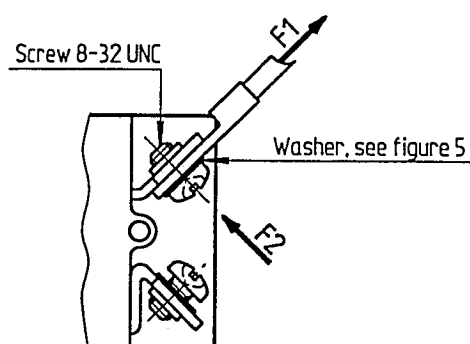


Figure 3: Electrical connection

4.3 Fasteners

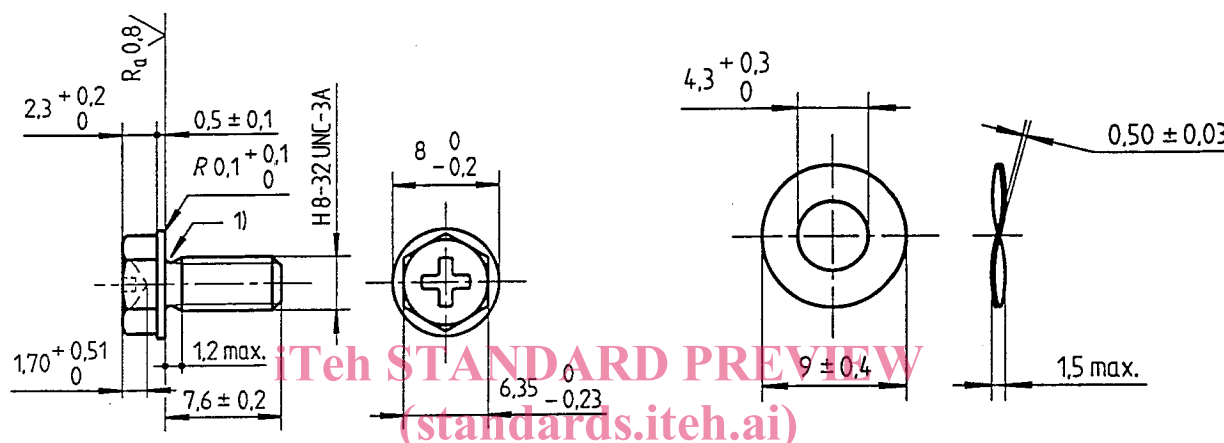
Dimensions and tolerances are in millimetres.

4.3.1 For electrical connections

See figures 4 and 5.

Thread to FED-STD-H28/2A
Cross recess type H No 2 to ISO 4757
Material: steel tensile strength 860 MPa
to 1 000 MPa
Protection: nickel plating

Two wave corrugated washer
Material: CuBe 1,9 to ISO 1190-1
Hardness: 350 HV to 410 HV



1) The thread runout shall not exceed a diameter of 4,3.

Figure 4: Screw

Figure 5: Washer

4.3.2 For mounting

See figures 6 and 7.

Thread to ISO 965-2
Material: aluminium alloy 2017 2)
Protection: black sulphur anodized

M12 DIC lock washer (internal serrated teeth)
Material: steel
Hardness: 400 HV to 480 HV
Protection: black zinc dichromate

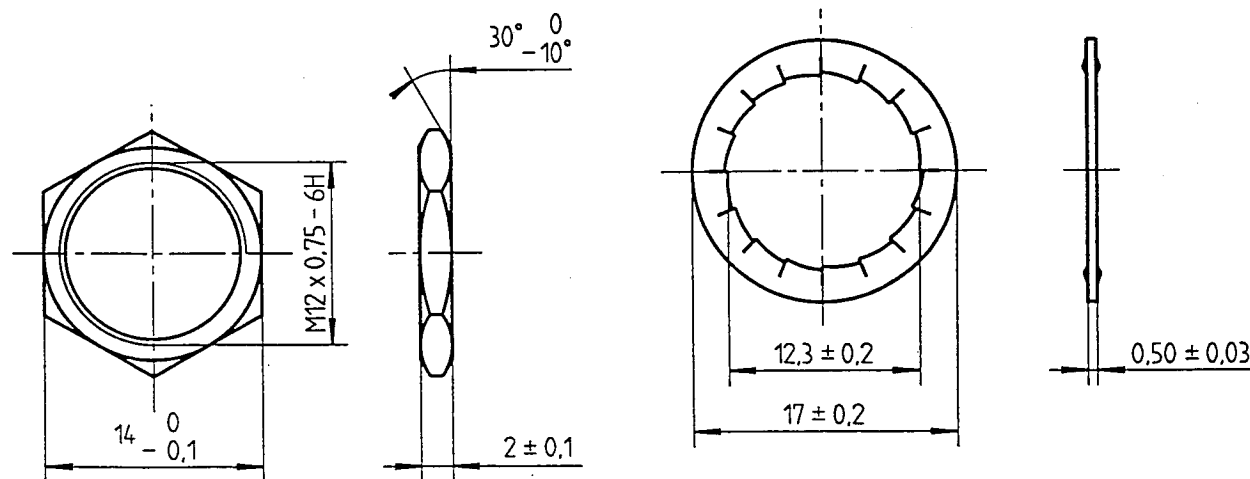


Figure 6: Attachment nut

Figure 7: Lock washer

2) Designation of "ALUMINUM ASSOCIATION"

4.4 Mass

Maximum mass: 175 g (provisioning code D)

5 Designation

EXAMPLE:

Description block	Identity block
CIRCUIT BREAKER	EN2665-004D20AB
Number of this standard	
Design code	
D = black button	
Rated current code	
(See EN 2665-001, table 1)	
Provisioning code according to table 1	

NOTE: If necessary, the code I9005 shall be placed between the description block and the identity block.

Table 1
<https://standards.iteh.ai/catalog/standards/sist/2f229d9f-7290-4343-8513-ee793b85a018/sist-en-2665-004-2002>

Code	Fasteners for terminals			Fasteners for mounting		
	None	Fitted	Supplied separately	None	Fitted	Supplied separately
A	–	–	X	–	–	X
B	X	–	–	–	–	X
C	X	–	–	X	–	–
D	–	X	–	–	X	–
E	X	–	–	–	X	–

6 Marking

See EN 2350.

The provisioning code shall not be marked on the product.