

---

**Ročno vodeni risalni aparati - 3. del: Mere pritrdilnih ploščic za ravnila**

Manually operated draughting machines -- Part 3: Dimensions of scale rule chuck plates

Appareils à dessiner à commandes manuelles -- Partie 3: Dimensions des ferrures de règles

**(standards.iteh.ai)**

**Ta slovenski standard je istoveten z: ISO 9962-3:1994**

<https://standards.iteh.ai/catalog/standards/sist/abb6e1bc-737c-4349-868d-6c69b3598b75/sist-iso-9962-3-1995>

**ICS:**

01.100.40	Risalna oprema	Drawing equipment
-----------	----------------	-------------------

**SIST ISO 9962-3:1995****en**

**iTeh STANDARD PREVIEW**  
**(standards.iteh.ai)**

SIST ISO 9962-3:1995

<https://standards.iteh.ai/catalog/standards/sist/abb6e1bc-737c-4349-868d-6c69b3598b75/sist-iso-9962-3-1995>

SIST ISO 9962-3:1995

# INTERNATIONAL STANDARD

**ISO**  
**9962-3**

First edition  
1994-08-15

---

---

## Manually operated draughting machines —

### Part 3:

Dimensions of scale rule chuck plates

(standards.iteh.ai)

*Appareils à dessiner à commandes manuelles —*

*Partie 3 Dimensions des ferrures de règles*  
<https://standards.iteh.ai/en/standards/ISO-9962-3-1995/6c69b3598b75/sist-iso-9962-3-1995>



Reference number  
ISO 9962-3:1994(E)

## Foreword

ISO (the International Organization for Standardization) is a worldwide federation of national standards bodies (ISO member bodies). The work of preparing International Standards is normally carried out through ISO technical committees. Each member body interested in a subject for which a technical committee has been established has the right to be represented on that committee. International organizations, governmental and non-governmental, in liaison with ISO, also take part in the work. ISO collaborates closely with the International Electrotechnical Commission (IEC) on all matters of electrotechnical standardization.

Draft International Standards adopted by the technical committees are circulated to the member bodies for voting. Publication as an International Standard requires approval by at least 75 % of the member bodies casting a vote.

International Standard ISO 9962-3 was prepared by Technical Committee ISO/TC 10, *Technical drawings, product definition and related documentation*, Subcommittee SC 9, *Media and equipment for drawing and related documentation*.

<https://standards.iteh.ai/catalog/standards/sist/abb6e1bc-737c-4349-868d-6c69b3598b75/sist-iso-9962-3-1995>

ISO 9962 consists of the following parts, under the general title *Manually operated draughting machines*:

- *Part 1: Definitions, classification and designation*
- *Part 2: Characteristics, performance, inspection and marking*
- *Part 3: Dimensions of scale rule chuck plates*

Annex A of this part of ISO 9962 is for information only.

© ISO 1994

All rights reserved. Unless otherwise specified, no part of this publication may be reproduced or utilized in any form or by any means, electronic or mechanical, including photocopying and microfilm, without permission in writing from the publisher.

International Organization for Standardization  
Case Postale 56 • CH-1211 Genève 20 • Switzerland

Printed in Switzerland

# Manually operated draughting machines —

## Part 3:

## Dimensions of scale rule chuck plates

### 1 Scope

This part of ISO 9962 specifies the main dimensions of scale rule chuck plates and the combined heights (thickness) of scale rule and scale rule chuck plate for use on manually operated draughting machines (see ISO 9962-1 and ISO 9962-2).

NOTE 1 For uniformity among the figures given throughout this part of ISO 9962, the relative positions of views are those provided by the first angle projection method (see ISO 128). It should be understood, however, that the third angle projection method could equally be used.

### 2 Normative references

The following standards contain provisions which, through reference in this text, constitute provisions of this part of ISO 9962. At the time of publication, the editions indicated were valid. All standards are subject to revision, and parties to agreements based on this part of ISO 9962 are encouraged to investigate the possibility of applying the most recent editions of the standards indicated below. Members of IEC and ISO maintain registers of currently valid International Standards.

ISO 9960-1:1992, *Draughting instruments with or without graduation — Part 1: Draughting scale rules.*

ISO 9962-1:1992, *Manually operated draughting ma-*

*chines — Part 1: Definitions, classification and designation.*

### 3 Definitions

For the purposes of this part of ISO 9962, the definitions given in ISO 9962-1 and the following definition apply.

**3.1 scale rule chuck plate:** Attachment to connect a scale rule to the scale rule mounting plate.

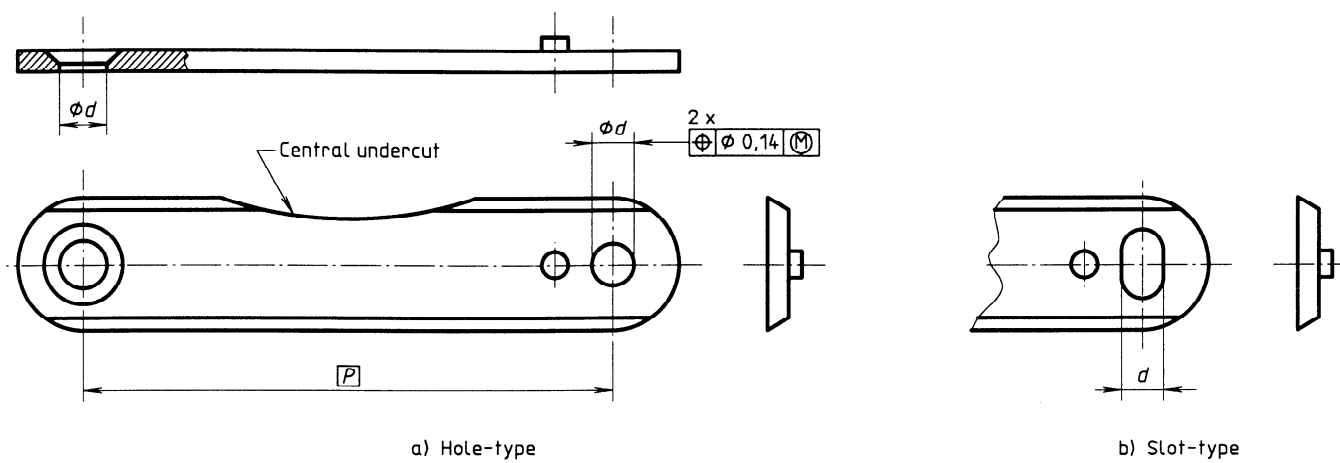
### 4 Dimensions

#### 4.1 Scale rule chuck plate

The dimensions of the scale rule chuck plate shall conform to figures 1 and 2 and to table 1. The choice of hole-type or slot-type, as well as details not established in this part of ISO 9962, is at the discretion of the manufacturer.

#### 4.2 Combined scale rule and scale rule chuck plate

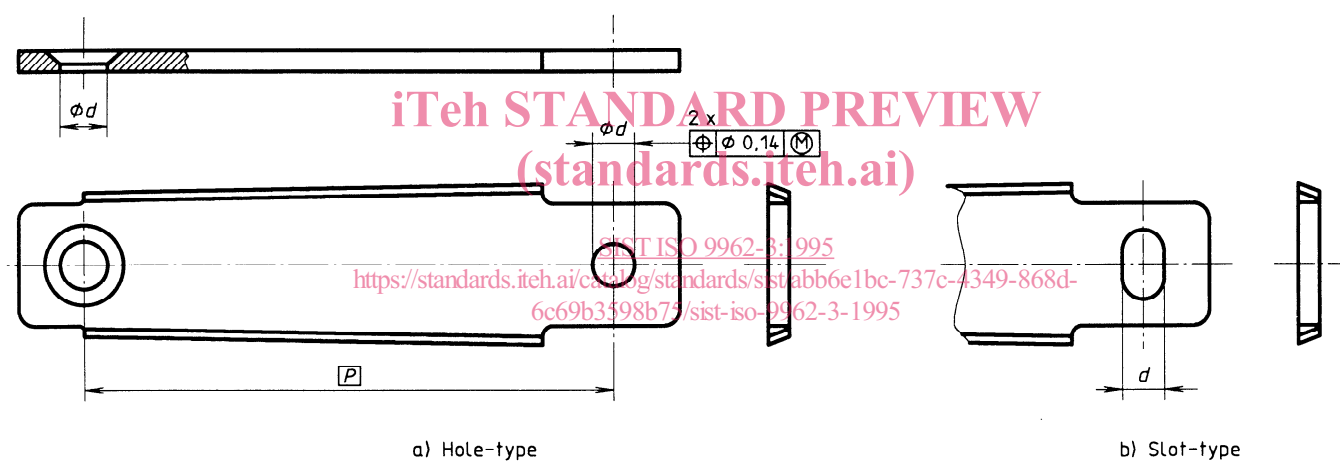
The combined height,  $K$ , of the scale rule and scale rule chuck plate shall conform to figure 3 and table 2 and may be adjusted by inserting a washer, etc. between the scale rule body and the scale rule chuck plate.



$P$  : pitch of holes

$d$  : diameter of hole or width of slot

Figure 1 — Scale rule chuck plate, parallel type, screw-on



$P$  : pitch of holes

$d$  : diameter of hole or width of slot

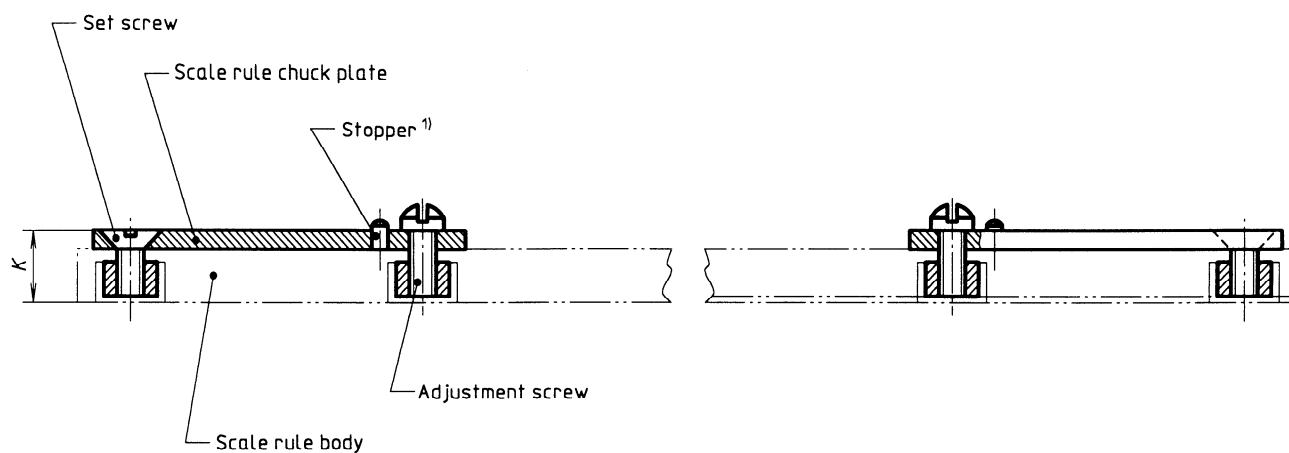
Figure 2 — Scale rule chuck plate, taper type, taper fit

Table 1 — Parallel and taper scale rule chuck plate dimensions

Dimensions in millimetres

Size	Pitch of holes <sup>1)</sup> $P$	Diameter of hole or width of slot $d$
Large	63 60	6,3 $^{+0,5}_0$
Small	50 45	5 $^{+0,4}_0$

1) When this standard is reviewed, further consideration shall be given to adopting a single dimension for  $P$ , based on the R series of preferred numbers (see ISO 3).



1) For parallel type only.

**Figure 3 — Scale rule chuck plate mounted on scale rule**

## iTeh STANDARD PREVIEW (standards.iteh.ai)

**Table 2 — Combinations of scale rule chuck plate and scale rule**

Dimensions in millimetres

Scale rule chuck plate		Width of scale rule body	Designation	Combined height, <i>K</i>	
Type	Size	(ISO 9960-1)		nominal	Permissible deviation
Parallel <sup>1)</sup>  (P)	Large  (L)	Large (L)	<b>PLL</b>	7,5 or 7	+0,3 -0,2
		Medium (M)	<b>PLM</b>		
	Small  (S)	Medium (M)	<b>PSM</b>	7; 6,5 or 6	
		Small (S)	<b>PSS</b>		
Taper <sup>2)</sup>  (T)	Large  (L)	Large (L)	<b>TLL</b>	7,5 or 7	
		Medium (M)	<b>TLM</b>		
	Small  (S)	Medium (M)	<b>TSM</b>	7; 6,5 or 6	
		Small (S)	<b>TSS</b>		

1) Parallel type: screw-on.

2) Taper type: taper fit.

## 5 Designation

The designation of scale rule chuck plates shall consist of the following in the order given:

- a) "Scale rule chuck plate";
- b) reference to this part of ISO 9962;
- c) the connection type, as specified in table 2;
- d) the chuck plate dimension, as specified in table 1;
- e) the width of the scale rule body, as specified in table 2;
- f) the pitch of holes, as specified in table 1;

- g) the relevant dimension,  $K$ , as specified in table 2, times 10.

### EXAMPLES

Designation for a scale rule chuck plate of parallel type (P), large size (L) and large width of scale rule body (L), pitch of holes 60 mm, with combined height  $K = 7,5$  mm (75) of scale rule body and scale rule chuck plate:

#### **Scale rule chuck plate ISO 9962-3 - PLL 60 - 75**

Designation for a scale rule chuck plate of taper type (T), small size (S) and medium width of scale rule body (M), pitch of holes 45 mm, with combined height  $K = 6,5$  mm (65) of scale rule body and scale rule chuck plate:

#### **Scale rule chuck plate ISO 9962-3 - TSM 45 - 65**

**iTeh STANDARD PREVIEW**  
**(standards.iteh.ai)**

[SIST ISO 9962-3:1995](https://standards.iteh.ai/catalog/standards/sist/abb6e1bc-737c-4349-868d-6c69b3598b75/sist-iso-9962-3-1995)

<https://standards.iteh.ai/catalog/standards/sist/abb6e1bc-737c-4349-868d-6c69b3598b75/sist-iso-9962-3-1995>