



SLOVENSKI STANDARD
SIST EN ISO 4066:2002
01-februar-2002

Gradbeniške risbe - Seznam armaturnih palic (ISO 4066:1994)

Construction drawings - Bar scheduling (ISO 4066:1994)

Zeichnungen für das Bauwesen - Stabliste (ISO 4066:1994)

Dessins de bâtiment et génie civil - Cahiers de ferrailage (ISO 4066:1994)

Ta slovenski standard je istoveten z: EN ISO 4066:1999

[SIST EN ISO 4066:2002](https://standards.iteh.ai/catalog/standards/sist/87adfe37-c682-4190-a7f0-9d2e9f3911bb/sist-en-iso-4066-2002)

<https://standards.iteh.ai/catalog/standards/sist/87adfe37-c682-4190-a7f0-9d2e9f3911bb/sist-en-iso-4066-2002>

ICS:

01.100.30 01.100.30 Construction drawings

SIST EN ISO 4066:2002 **en**

iTeh STANDARD PREVIEW
(standards.iteh.ai)

SIST EN ISO 4066:2002

<https://standards.iteh.ai/catalog/standards/sist/87adf37-c682-4190-a7f0-9d2e9f3911bb/sist-en-iso-4066-2002>

EUROPEAN STANDARD
NORME EUROPÉENNE
EUROPÄISCHE NORM

EN ISO 4066

July 1999

ICS 01.100.30

English version

Construction drawings - Bar scheduling (ISO 4066:1994)

Dessins de bâtiment et génie civil - Cahiers de ferrailage
(ISO 4066:1994)

Zeichnungen für das Bauwesen - Stabliste (ISO 4066:1994)

This European Standard was approved by CEN on 1 July 1999.

CEN members are bound to comply with the CEN/CENELEC Internal Regulations which stipulate the conditions for giving this European Standard the status of a national standard without any alteration. Up-to-date lists and bibliographical references concerning such national standards may be obtained on application to the Central Secretariat or to any CEN member.

This European Standard exists in three official versions (English, French, German). A version in any other language made by translation under the responsibility of a CEN member into its own language and notified to the Central Secretariat has the same status as the official versions.

CEN members are the national standards bodies of Austria, Belgium, Czech Republic, Denmark, Finland, France, Germany, Greece, Iceland, Ireland, Italy, Luxembourg, Netherlands, Norway, Portugal, Spain, Sweden, Switzerland and United Kingdom.

(standards.iteh.ai)

SIST EN ISO 4066:2002

<https://standards.iteh.ai/catalog/standards/sist/87adfe37-c682-4190-a7f0-9d2e9f3911bb/sist-en-iso-4066-2002>



EUROPEAN COMMITTEE FOR STANDARDIZATION
COMITÉ EUROPÉEN DE NORMALISATION
EUROPÄISCHES KOMITEE FÜR NORMUNG

Central Secretariat: rue de Stassart, 36 B-1050 Brussels

Page 2
EN ISO 4066:1999

Foreword

The text of the International Standard from Technical Committee ISO/TC 10 "Technical drawings, product definition and related documentation" of the International Organization for Standardization (ISO) has been taken over as an European Standard by CEN/CS.

This European Standard shall be given the status of a national standard, either by publication of an identical text or by endorsement, at the latest by January 2000, and conflicting national standards shall be withdrawn at the latest by January 2000.

According to the CEN/CENELEC Internal Regulations, the national standards organizations of the following countries are bound to implement this European Standard: Austria, Belgium, Czech Republic, Denmark, Finland, France, Germany, Greece, Iceland, Ireland, Italy, Luxembourg, Netherlands, Norway, Portugal, Spain, Sweden, Switzerland and the United Kingdom.

Endorsement notice

The text of the International Standard ISO 4066:1994 has been approved by CEN as a European Standard without any modification.

iTeh STANDARD PREVIEW
(standards.iteh.ai)

[SIST EN ISO 4066:2002](https://standards.iteh.ai/catalog/standards/sist/87adfe37-c682-4190-a7f0-9d2e9f3911bb/sist-en-iso-4066-2002)

<https://standards.iteh.ai/catalog/standards/sist/87adfe37-c682-4190-a7f0-9d2e9f3911bb/sist-en-iso-4066-2002>

Foreword

ISO (the International Organization for Standardization) is a worldwide federation of national standards bodies (ISO member bodies). The work of preparing International Standards is normally carried out through ISO technical committees. Each member body interested in a subject for which a technical committee has been established has the right to be represented on that committee. International organizations, governmental and non-governmental, in liaison with ISO, also take part in the work. ISO collaborates closely with the International Electrotechnical Commission (IEC) on all matters of electrotechnical standardization.

Draft International Standards adopted by the technical committees are circulated to the member bodies for voting. Publication as an International Standard requires approval by at least 75 % of the member bodies casting a vote.

International Standard ISO 4066 was prepared by Technical Committee ISO/TC 10, *Technical drawings, product definition and related documentation*, Subcommittee SC 8, *Construction documentation*.

This second edition cancels and replaces the first edition (ISO 4066:1977), which has been technically revised.

iteh STANDARD PREVIEW

(standards.iteh.ai)

SIST EN ISO 4066:2002

[https://standards.iteh.ai/catalog/standards/sist/87adfe37-c682-4190-a7f0-](https://standards.iteh.ai/catalog/standards/sist/87adfe37-c682-4190-a7f0-9d2218911b6/sist-en-iso-4066-2002)

9d2218911b6/sist-en-iso-4066-2002

© ISO 1994

All rights reserved. Unless otherwise specified, no part of this publication may be reproduced or utilized in any form or by any means, electronic or mechanical, including photocopying and microfilm, without permission in writing from the publisher.

International Organization for Standardization

Case Postale 56 • CH-1211 Genève 20 • Switzerland

Printed in Switzerland



Introduction

The purpose of this International Standard is to ensure uniformity of practice in the scheduling of steel bars for the reinforcement of concrete. To establish a clear and unambiguous system for scheduling, it is necessary to specify the method of indicating dimensions to be used and the order in which the information is given on the bar schedule.

As the use of preferred shapes is considered to be very advantageous both for simplifying design and manufacture and for the use of computers, the opportunity has been taken to include a list of preferred shapes and a coding system; the layout of the bar schedule is based on the use of preferred shapes.

iTeh STANDARD PREVIEW (standards.iteh.ai)

[SIST EN ISO 4066:2002](https://standards.iteh.ai/catalog/standards/sist/87adfe37-c682-4190-a7f0-9d2e9f3911bb/sist-en-iso-4066-2002)

<https://standards.iteh.ai/catalog/standards/sist/87adfe37-c682-4190-a7f0-9d2e9f3911bb/sist-en-iso-4066-2002>

Construction drawings — Bar scheduling

1 Scope

This International Standard establishes a system for the scheduling of reinforcing bars, and comprises

- the method of indicating dimensions;
- a coding system for bar shapes; **(standards.iteh.ai)**
- a list of preferred shapes;
- the bar schedule.

<https://standards.iteh.ai/catalog/standards/sist/87adfe37-c682-4190-a710-9d2e9f3911bb/sist-en-iso-4066-2002>

This International Standard applies to all types of steel bar for the reinforcement of concrete. It does not apply to steel fabric and prestressing steel reinforcement.

2 Indication of bending dimensions

The bending dimensions shall be indicated as shown in figures 1 to 5.

Dimensions shall be outside dimensions, except for radii, and the standard radius of bend shall be the smallest radius permitted by national standards regulations for the size of bar scheduled.

If a national standard specifies different standard radii for different situations, the radius to be used shall be entered in the column e/R .

Except for shape codes 12, 13, 33, 67 and 77, all bends will be assumed to have standard radii. No dimension shall be zero.

The “free” dimensions shown in brackets shall be available to take up cumulative cutting and bending

tolerances; this dimension need not be shown on schedules.

The total length (cutting length) shall be calculated on the basis of the appropriate bending dimensions with corrections for bends.

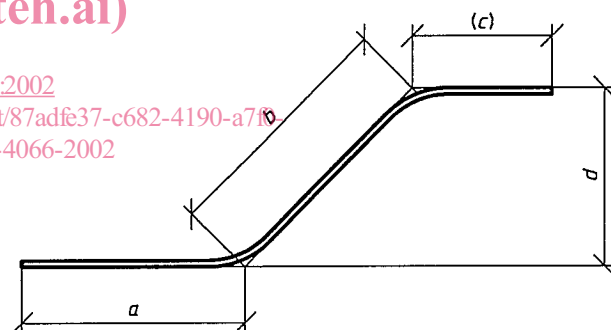


Figure 1 — Bending dimensions — Shape code 26

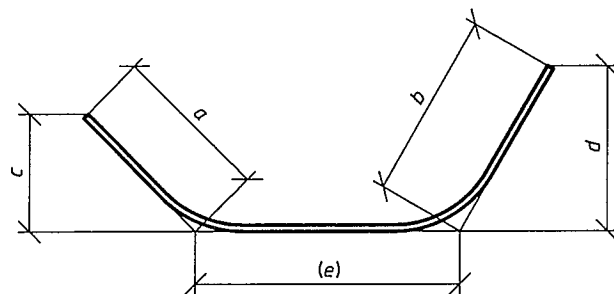


Figure 2 — Bending dimensions — Shape code 25

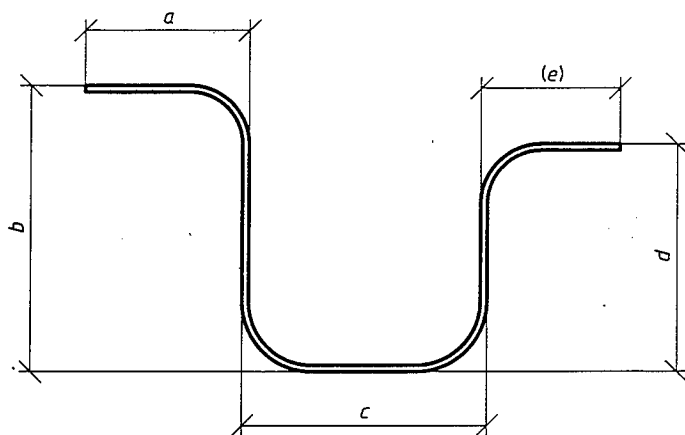


Figure 3 — Bending dimensions — Shape code 44

iTeh STANDARD PREVIEW
(standards.iteh.ai)

SIST EN ISO 4066:2002
<https://standards.iteh.ai/catalog/standards/sist/87adfe37-c682-4190-a71b-9d2e9f3911bb/sist-en-iso-4066-2002>

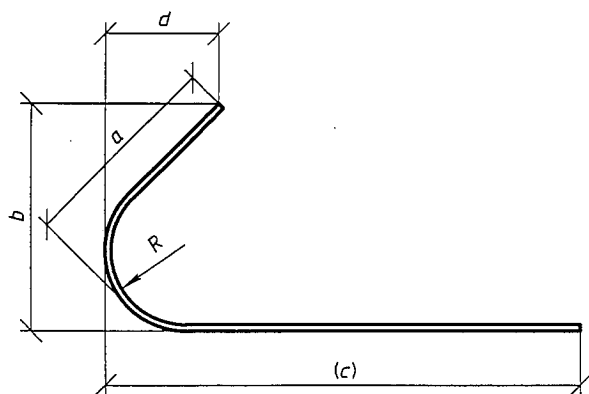
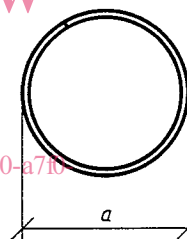
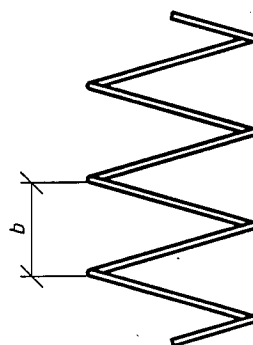


Figure 4 — Bending dimensions — Shape code 99 (non-standard)



a: Final diameter
 c: Number of complete turns

Figure 5 — Bending dimensions — Shape code 77

3 Coding system for bar shapes

The shape code number shall consist of two characters, as defined in table 1.

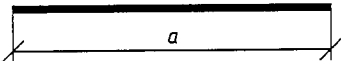
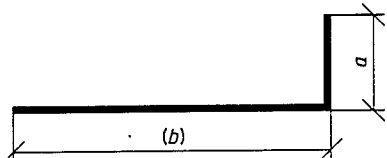

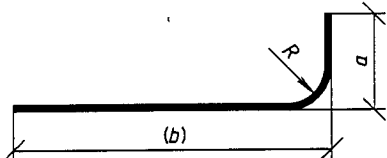

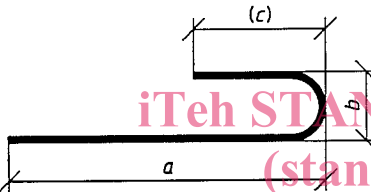

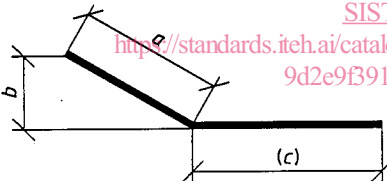
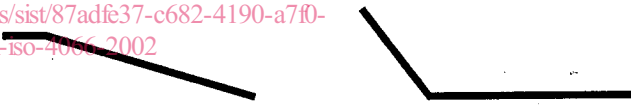
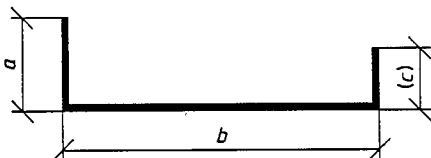

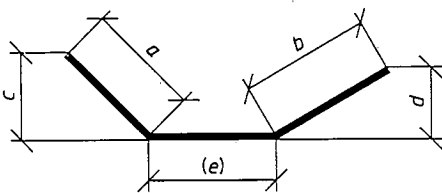
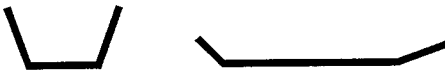
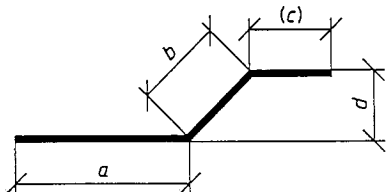

4 List of preferred shapes

Preferred shapes for bars are listed in table 2. The letter symbols in table 2 refer to the dimensions which shall be given in the bar schedule (although the "free" dimension may be omitted).

Table 1 — Code number composition

First character	Second character
0 — No bends (optional)	0 — Straight bars (optional)
1 — 1 bend	1 — 90° bend(s) of standard radius, all bent towards the same direction
2 — 2 bends	2 — 90° bend(s) of non-standard radius, all bent towards the same direction
3 — 3 bends	3 — 180° bend(s) of non-standard radius, all bent towards the same direction
4 — 4 bends	4 — 90° bends of standard radius, not all bent towards the same direction
5 — 5 bends ¹⁾	5 — Bends < 90°, all bent towards the same direction
6 — Arcs of circles	6 — Bends < 90°, not all bent towards the same direction
7 — Helices	7 — Arcs or helices
99 — Special non-standard shapes defined by a sketch. Shape code 99 shall be used for all non-standard shapes. Bending radii for shape 99 shall be assumed to be standard (r) unless specified otherwise (R) ²⁾ .	
NOTE — This table explains the logic behind the numbering of the shapes in table 2. It is not to be used for creating codes for additional shapes.	
1) Shape code 51 is the only preferred shape permitted to have more than four bends. Five bends or more are undesirable and may be impractical within permitted tolerances but they must be drawn out in full and coded 99.	
2) With the exception of shape codes 12 and 67 if a non-standard radius is required the shape code becomes 99 with R specified on the sketch.	

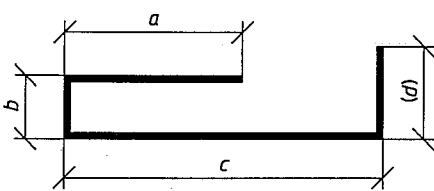

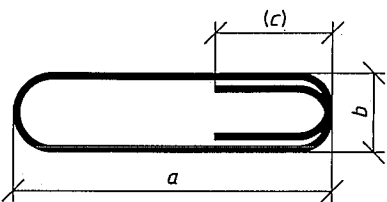

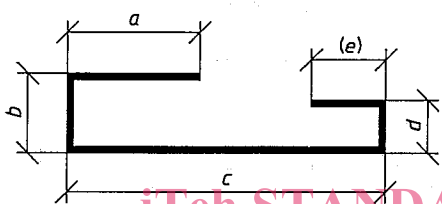
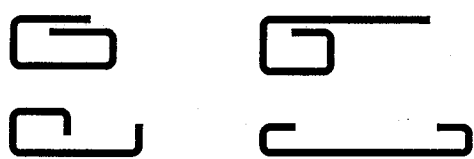
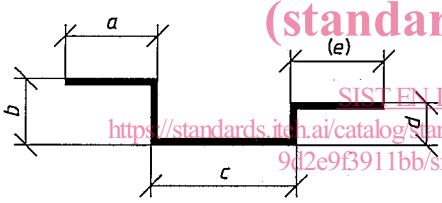

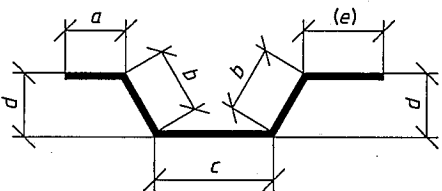

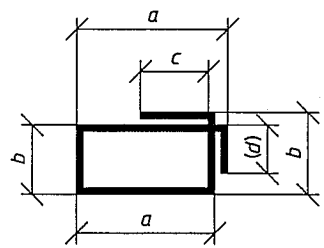

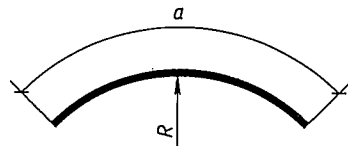

Table 2 — Preferred shapes

Shape code	Shape	Examples
00		
11		
12		
13		
15		
21		
25		
26		

iTeh STANDARD PREVIEW
(standards.iteh.ai)

SIST EN ISO 4066:2002

<http://standards.iteh.ai/catalog/standards/sist/87adfe37-c682-4190-a7f0-9d2e9f3911bb/sist-en-iso-4066-2002>

Shape code	Shape	Examples
31		
33	<p>Both ends semicircular</p> 	
41		
44		
46		
51		
67		

STANDARD PREVIEW

(standards.iteh.ai)

SIST EN ISO 4066:2002

<https://standards.iteh.ai/catalog/standards/sist/87adfe37-c682-4190-a7ff-9d2e9f3911bb/sist-en-iso-4066-2002>