



SLOVENSKI STANDARD SIST EN ISO 7518:2002

01-februar-2002

Tehnične risbe - Gradbeniške risbe - Poenostavljeno prikazovanje porušenih in novo zgrajenih delov (ISO 7518:1983)

Technical drawings - Construction drawings - Simplified representation of demolition and rebuilding (ISO 7518:1983)

Zeichnungen für das Bauwesen - Vereinfachte Darstellung von Abriß und Wiederaufbau (ISO 7518:1983)

Dessins techniques - Dessins de construction - Représentation simplifiée de démolition et de reconstruction (ISO 7518:1983)

iTeh STANDARD PREVIEW
(standards.iteh.ai)
SIST EN ISO 7518:2002
<https://standards.iteh.ai/catalog/standards/sist/6077725b-3f50-4b92-828e-2c1d8ea5229d/sist-en-iso-7518-2002>

Ta slovenski standard je istoveten z: EN ISO 7518:1999

ICS:

01.100.30 Gradbeni načrti Construction drawings

SIST EN ISO 7518:2002 **en**

iTeh STANDARD PREVIEW
(standards.iteh.ai)

SIST EN ISO 7518:2002

<https://standards.iteh.ai/catalog/standards/sist/6077725b-3f50-4b92-828e-2c1d8ea5229d/sist-en-iso-7518-2002>

EUROPEAN STANDARD
NORME EUROPÉENNE
EUROPÄISCHE NORM

EN ISO 7518

July 1999

ICS 01.100.00

English version

Technical drawings - Construction drawings - Simplified
representation of demolition and rebuilding (ISO 7518:1983)

Dessins techniques - Dessins de construction -
Représentation simplifiée de démolition et de
reconstruction (ISO 7518:1983)

Zeichnungen für das Bauwesen - Vereinfachte Darstellung
von Abriß und Wiederaufbau (ISO 7518:1983)

This European Standard was approved by CEN on 1 July 1999.

CEN members are bound to comply with the CEN/CENELEC Internal Regulations which stipulate the conditions for giving this European Standard the status of a national standard without any alteration. Up-to-date lists and bibliographical references concerning such national standards may be obtained on application to the Central Secretariat or to any CEN member.

This European Standard exists in three official versions (English, French, German). A version in any other language made by translation under the responsibility of a CEN member into its own language and notified to the Central Secretariat has the same status as the official versions.

CEN members are the national standards bodies of Austria, Belgium, Czech Republic, Denmark, Finland, France, Germany, Greece, Iceland, Ireland, Italy, Luxembourg, Netherlands, Norway, Portugal, Spain, Sweden, Switzerland and United Kingdom.

[SIST EN ISO 7518:2002](https://standards.iteh.ai/catalog/standards/sist/6077725b-3f50-4b92-828e-2c1d8ea5229d/sist-en-iso-7518-2002)

<https://standards.iteh.ai/catalog/standards/sist/6077725b-3f50-4b92-828e-2c1d8ea5229d/sist-en-iso-7518-2002>



EUROPEAN COMMITTEE FOR STANDARDIZATION
COMITÉ EUROPÉEN DE NORMALISATION
EUROPÄISCHES KOMITEE FÜR NORMUNG

Central Secretariat: rue de Stassart, 36 B-1050 Brussels

Page 2
EN ISO 7518:1999

Foreword

The text of the International Standard from Technical Committee ISO/TC 10 "Technical drawings, product definition and related documentation" of the International Organization for Standardization (ISO) has been taken over as an European Standard by CEN/CS.

This European Standard shall be given the status of a national standard, either by publication of an identical text or by endorsement, at the latest by January 2000, and conflicting national standards shall be withdrawn at the latest by January 2000.

According to the CEN/CENELEC Internal Regulations, the national standards organizations of the following countries are bound to implement this European Standard: Austria, Belgium, Czech Republic, Denmark, Finland, France, Germany, Greece, Iceland, Ireland, Italy, Luxembourg, Netherlands, Norway, Portugal, Spain, Sweden, Switzerland and the United Kingdom.

Endorsement notice

The text of the International Standard ISO 7518:1983 has been approved by CEN as a European Standard without any modification.

iTeh STANDARD PREVIEW
(standards.iteh.ai)

SIST EN ISO 7518:2002

<https://standards.iteh.ai/catalog/standards/sist/6077725b-3f50-4b92-828e-2c1d8ea5229d/sist-en-iso-7518-2002>

International Standard



7518

INTERNATIONAL ORGANIZATION FOR STANDARDIZATION • МЕЖДУНАРОДНАЯ ОРГАНИЗАЦИЯ ПО СТАНДАРТИЗАЦИИ • ORGANISATION INTERNATIONALE DE NORMALISATION

Technical drawings — Construction drawings — Simplified representation of demolition and rebuilding

Dessins techniques — Dessins de construction — Représentation simplifiée de démolition et de reconstruction

First edition — 1983-11-01

ITeH STANDARD PREVIEW
(standards.iteh.ai)

[SIST EN ISO 7518:2002](https://standards.iteh.ai/catalog/standards/sist/6077725b-3f50-4b92-828e-2c1d5ea5229d/sist-en-iso-7518-2002)

<https://standards.iteh.ai/catalog/standards/sist/6077725b-3f50-4b92-828e-2c1d5ea5229d/sist-en-iso-7518-2002>

UDC 744.43 : 69

Ref. No. ISO 7518-1983 (E)

Descriptors : technical drawings, buildings, symbols, marking, graphic symbols.

Price based on 2 pages

Foreword

ISO (the International Organization for Standardization) is a worldwide federation of national standards bodies (ISO member bodies). The work of developing International Standards is carried out through ISO technical committees. Every member body interested in a subject for which a technical committee has been authorized has the right to be represented on that committee. International organizations, governmental and non-governmental, in liaison with ISO, also take part in the work.

Draft International Standards adopted by the technical committees are circulated to the member bodies for approval before their acceptance as International Standards by the ISO Council.

International Standard ISO 7518 was developed by Technical Committee ISO/TC 10, *Technical drawings*, and was circulated to the member bodies in January 1982.

It has been approved by the member bodies of the following countries:

Australia	India	South Africa, Rep. of
Austria	Italy	Spain
Belgium	Japan	Sweden
Brazil	Netherlands	Thailand
Canada	New Zealand	USA
China	Poland	USSR
Egypt, Arab Rep. of	Romania	

The member bodies of the following countries expressed disapproval of the document on technical grounds:

Finland
Norway
United Kingdom

Technical drawings — Construction drawings — Simplified representation of demolition and rebuilding

1 Scope and field of application

This International Standard specifies rules for symbols, markings and simplified representations of demolition and rebuilding on general arrangement drawings and assembly drawings.

In general the applications shown concern plans. Views and sections can be shown similarly.

2 References

ISO 128, *Technical drawings — General principles of presentation*.

ISO 3098/1, *Technical drawings — Lettering — Part 1: Currently used characters*.

ISO 4069, *Building and civil engineering drawings — Representation of areas on sections and views — General principles*.

3 General principles

Demolition and rebuilding can be indicated either on existing drawings which emphasizes the original state of the works, or on new drawings which emphasizes new works.



A clear contrast should be aimed at, when indicating retained parts, removed parts and new parts respectively.

Where necessary the drawings and symbols shall be amplified by text.

To clarify the alterations planned, it is advisable to have the original (existing) state of the building on a drawing with indications of the planned alterations, as well as a new drawing of the altered building.

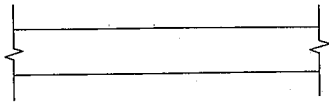
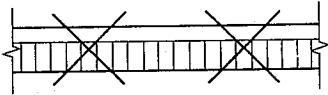
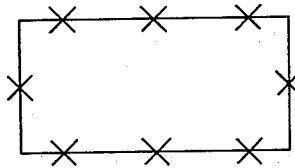
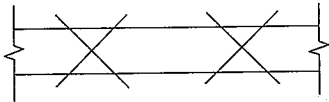
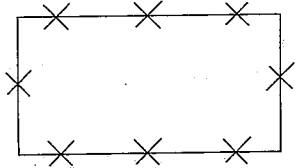
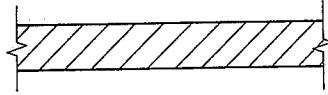
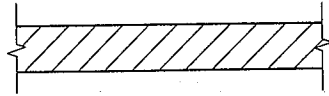

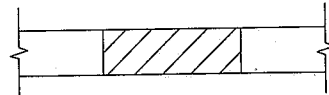
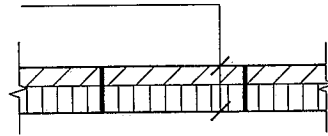
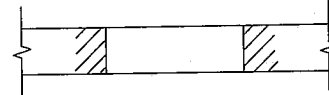
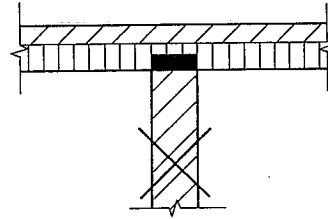
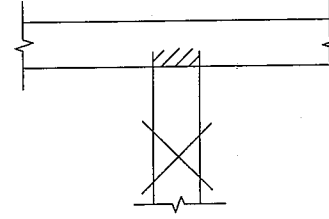
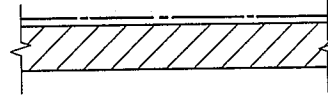

SIST EN ISO 7518:2002
<https://standards.iteh.ai/catalog/standards/sist/6077725b-3f50-4b92-828e-2c1d8ea5229d/sist-en-iso-7518-2002>

4 Outlines, dimensions and information in text

No.	Intention	Indication to be made on	
		existing drawing	new drawing
4.1	Existing part to be retained	(no convention)	— thin line
4.2	Existing part to be removed		 — thin line with crosses
4.3	New part	— thick line — line thicker than others on the drawing	— thick line
4.4	Existing dimensions and information to be retained ¹⁾	(no convention)	1370 INFORMATION
4.5	Dimensions and information to show existing parts to be removed ¹⁾		1370 INFORMATION — thin line through the dimension or text
4.6	Dimensions and information of new parts ¹⁾		1370 INFORMATION

1) It may be useful to differentiate between original and new dimensions and text information. This can be done by different heights or style of the numerals and text.

5 Representation of building construction and parts of buildings

No.	Intention	Indication to be made on	
		existing drawing	new drawing
5.1	Existing part to be retained	(no convention)	
5.2	Existing part to be removed	 	 
5.3	New part	 — hatching or shading, clearly distinguishable from the existing hatching	 — hatching or shading in accordance with ISO 4069
5.4	Closing of an opening part in existing construction	 — hatching or shading, clearly distinguishable from the existing hatching	 — hatching or shading in accordance with ISO 4069
5.5	New opening in existing construction	NEW OPENING 	
5.6	Making good of existing construction after demolition of connected construction		
5.7	Work requiring modification of the surface layer		

iTeh STANDARD PREVIEW
(standards.iteh.ai)

[SIST EN ISO 7518:2002](https://standards.iteh.ai/catalog/standards/sist/6077725b-3f50-4b92-828e-2c1d8ea5229d/sist-en-iso-7518-2002)

<https://standards.iteh.ai/catalog/standards/sist/6077725b-3f50-4b92-828e-2c1d8ea5229d/sist-en-iso-7518-2002>