

SLOVENSKI STANDARD

SIST EN ISO 9222-2:1998

01-maj-1998

Tehnične risbe - Tesnila za dinamično uporabo - 2. del: Poenostavljeno prikazovanje s podrobnostmi

Technical drawings - Seals of dynamic application - Part 2: Detailed simplified representation (ISO 9222-2:1989)

Technische Zeichnungen - Dichtungen für dynamische Belastung - Teil 2: Detaillierte, vereinfachte Darstellung (ISO 9222-2:1989)

Dessins techniques - Joints d'étanchéité pour application dynamique - Partie 2: Représentation simplifiée particulière (ISO 9222-2:1989)

<https://standards.iteh.ai/catalog/standards/sist/bd3d4cc5-942f-4d47-a8f4-587b18f3992f/sist-en-iso-9222-2-1998>

Ta slovenski standard je istoveten z: EN ISO 9222-2:1994

ICS:

01.100.20	Konstrukcijske risbe	Mechanical engineering drawings
21.140	Tesnilke, mašilke	Seals, glands

SIST EN ISO 9222-2:1998

en

iTeh STANDARD PREVIEW
(standards.iteh.ai)

[SIST EN ISO 9222-2:1998](https://standards.iteh.ai/catalog/standards/sist/bd3d4cc5-942f-4d47-a8f4-587b18f3992f/sist-en-iso-9222-2-1998)

<https://standards.iteh.ai/catalog/standards/sist/bd3d4cc5-942f-4d47-a8f4-587b18f3992f/sist-en-iso-9222-2-1998>

EUROPEAN STANDARD

EN ISO 9222-2

NORME EUROPÉENNE

EUROPÄISCHE NORM

October 1994

ICS 01.100.20;21.140

Descriptors: drawings, technical drawings, seals (stoppers), graphic methods

English version

**Technical drawings - Seals of dynamic application
- Part 2: Detailed simplified representation
(ISO 9222-2:1989)**

Dessins techniques - Joints d'étanchéité pour
application dynamique - Partie 2:
Représentation simplifiée particulière
(ISO 9222-2:1989)

Technische Zeichnungen - Dichtungen für
dynamische Belastung - Teil 2: Detaillierte,
vereinfachte Darstellung (ISO 9222-2:1989)

(standards.iteh.ai)

SIST EN ISO 9222-2:1998

<https://standards.iteh.ai/catalog/standards/sist/bd3d4cc5-942f-4d47-a8f4-587b18f3992f/sist-en-iso-9222-2-1998>

This European Standard was approved by CEN on 1994-10-14. CEN members are bound to comply with the CEN/CENELEC Internal Regulations which stipulate the conditions for giving this European Standard the status of a national standard without any alteration.

Up-to-date lists and bibliographical references concerning such national standards may be obtained on application to the Central Secretariat or to any CEN member.

The European Standards exist in three official versions (English, French, German). A version in any other language made by translation under the responsibility of a CEN member into its own language and notified to the Central Secretariat has the same status as the official versions.

CEN members are the national standards bodies of Austria, Belgium, Denmark, Finland, France, Germany, Greece, Iceland, Ireland, Italy, Luxembourg, Netherlands, Norway, Portugal, Spain, Sweden, Switzerland and United Kingdom.

CEN

European Committee for Standardization
Comité Européen de Normalisation
Europäisches Komitee für Normung

Central Secretariat: rue de Stassart, 36 B-1050 Brussels

Foreword

This European Standard was taken over by CEN from the work of ISO/TC 10 "Technical drawings, product definition and related documentation" of the international Standards Organization (ISO).

The Technical Board had decided to submit the final draft for Formal Vote. The result was positive.

This European Standard shall be given the status of a national standard, either by publication of an identical text or by endorsement, at the latest by April 1995, and conflicting national standards shall be withdrawn at the latest by April 1995.

According to the CEN/CENELEC Internal Regulations, the following countries are bound to implement this European Standard: Austria, Belgium, Denmark, Finland, France, Germany, Greece, Iceland, Ireland, Italy, Luxembourg, Netherlands, Norway, Portugal, Spain, Sweden, Switzerland, United Kingdom.

Endorsement notice

The text of the International Standard ISO 9222-2:1989 was approved by CEN as a European Standard without any modification.

iteh STANDARD PREVIEW
(standards.iteh.ai)

SIST EN ISO 9222-2:1998

<https://standards.iteh.ai/catalog/standards/sist/bd3d4cc5-942f-4d47-a8f4-587b18f3992f/sist-en-iso-9222-2-1998>

INTERNATIONAL STANDARD

ISO
9222-2

First edition
1989-07-15

Technical drawings — Seals for dynamic application —

Part 2 : Detailed simplified representation

iTeh STANDARD PREVIEW
(standards.iteh.ai)

Dessins techniques — Joints d'étanchéité pour application dynamique —

Partie 2 : Représentation simplifiée particulière

<https://standards.iteh.ai/catalog/standards/sist/bd3d4cc5-942f-4d47-a8f4-587b18f3992f/sist-en-iso-9222-2-1998>



Reference number
ISO 9222-2 : 1989 (E)

ISO 9222-2 : 1989 (E)

Foreword

ISO (the International Organization for Standardization) is a worldwide federation of national standards bodies (ISO member bodies). The work of preparing International Standards is normally carried out through ISO technical committees. Each member body interested in a subject for which a technical committee has been established has the right to be represented on that committee. International organizations, governmental and non-governmental, in liaison with ISO, also take part in the work. ISO collaborates closely with the International Electrotechnical Commission (IEC) on all matters of electrotechnical standardization.

Draft International Standards adopted by the technical committees are circulated to the member bodies for approval before their acceptance as International Standards by the ISO Council. They are approved in accordance with ISO procedures requiring at least 75 % approval by the member bodies voting.

International Standard ISO 9222-2 was prepared by Technical Committee ISO/TC 10, *Technical drawings*.

ISO 9222 consists of the following parts, under the general title *Technical drawings*
Seals for dynamic application:

- *Part 1: General simplified representation*
- *Part 2: Detailed simplified representation*

© ISO 1989

All rights reserved. No part of this publication may be reproduced or utilized in any form or by any means, electronic or mechanical, including photocopying and microfilm, without permission in writing from the publisher.

International Organization for Standardization

Case postale 56 • CH-1211 Genève 20 • Switzerland

Printed in Switzerland

Introduction

ISO 9222 provides rules for the simplified representation of seals.

The principle of drawing practice is to depict the object to scale using lines. In simplified representations, only essential features are shown, preferably in outline (in order to save time and effort).

The degree of simplification depends on the kind of object represented, the scale of the drawing and the purpose of the documentation. This means that either a general simplified representation or a detailed one may be used. A detailed representation shows more details of a seal, for example the configuration of lips.

In order to avoid misunderstandings, only one kind of simplification, either the general or the detailed simplified representation, should be used on a drawing.

iTeh STANDARD PREVIEW
(standards.iteh.ai)

[SIST EN ISO 9222-2:1998](https://standards.iteh.ai/catalog/standards/sist/bd3d4cc5-942f-4d47-a8f4-587b18f3992f/sist-en-iso-9222-2-1998)

<https://standards.iteh.ai/catalog/standards/sist/bd3d4cc5-942f-4d47-a8f4-587b18f3992f/sist-en-iso-9222-2-1998>

iTeh STANDARD PREVIEW
(standards.iteh.ai)

This page intentionally left blank

[SIST EN ISO 9222-2:1998](https://standards.iteh.ai/catalog/standards/sist/bd3d4cc5-942f-4d47-a8f4-587b18f3992f/sist-en-iso-9222-2-1998)

<https://standards.iteh.ai/catalog/standards/sist/bd3d4cc5-942f-4d47-a8f4-587b18f3992f/sist-en-iso-9222-2-1998>

Technical drawings — Seals for dynamic application —

Part 2:

Detailed simplified representation

iTeh STANDARD PREVIEW (standards.iteh.ai)

1 Scope

This part of ISO 9222 specifies a detailed simplified representation for various seals. This representation should be used in cases where it is not necessary to show the exact shape and details of the seals, for example in assembly drawings.

ISO 6194-1 : 1982, *Rotary shaft lip seals — Part 1: Nominal dimensions and tolerances.*

ISO 6547 : 1981, *Hydraulic fluid power — Cylinders — Piston seal housings incorporating bearing rings — Dimensions and tolerances.*

ISO 9222-1 : 1989, *Technical drawings — Seals for dynamic application — Part 1: General simplified representation.*

2 Normative references

The following standards contain provisions which, through reference in this text, constitute provisions of this part of ISO 9222. At the time of publication, the editions indicated were valid. All standards are subject to revision, and parties to agreements based on this part of ISO 9222 are encouraged to investigate the possibility of applying the most recent editions of the standards indicated below. Members of IEC and ISO maintain registers of currently valid International Standards.

ISO 5597 : 1987, *Hydraulic fluid power — Cylinders — Housings for piston and rod seals in reciprocating applications — Dimensions and tolerances.*

3 Method of representation


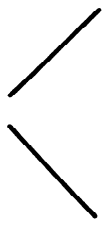


3.1 General rules

See ISO 9222-1.

3.2 Elements of detailed simplified representation for seals

The elements of detailed simplified representation for seals are given in table 1.

Table 1 — Elements of detailed simplified representation for seals




No.	Element	Description	Application
1.1		Long continuous straight line (parallel to a generating line of the sealing surface)	The static (pressed in, fixed) element (seal or part of the seal or function)
1.2		Long continuous straight line (diagonal to the out-lines) ¹⁾	<p>The dynamic sealing element (lip) or function (part of the seal)</p> <p>In conjunction with symbol No. 1.1, it shows the position of the dynamic sealing side directed against fluids, gases and solid media</p>
1.3		<p>Short continuous straight line (diagonal to the out-lines and at 90° to symbol No. 1.2) ¹⁾</p>	In combination with symbol No. 1.2, dust lips, wipers, etc.
1.4.1		Short continuous angular line pointing to the centre point of the square ¹⁾	Sealing lips of U-cups, V-rings, packing sets, etc.

iTeh STANDARD PREVIEW
(standards.iteh.ai)

SIST EN ISO 9222-2:1998

<https://standards.iteh.ai/catalog/standards/sist/bd3d4cc5-942f-4d47-a8f4-807b18342/sist-en-iso-9222-2-1998>

Table 1 (concluded)

No.	Element	Description	Application
1.4.2		Short continuous straight line pointing to the centre point of the square ¹⁾	Like 1.4.1 for U-cups, V-rings, packing sets, etc.
1.5		T (male)	Contactless seals, for example labyrinth seals
		_____ (T in U)	
1.6		U (female)	

iTeh STANDARD PREVIEW
(standards.iteh.ai)
 SIST EN ISO 9222-2:1998
<https://standards.iteh.ai/catalog/standards/sist/bd3d4cc5-942f-4d47-a8f4-587b18b992f/sist-en-iso-9222-2-1998>

1) An arrowhead may be added to show the sealing direction.