



SLOVENSKI STANDARD
SIST ISO 10285:2001

01-julij-2001

Kotalni ležaji, linearno gibanje, linearna kotalna puša - Metrske vrste

Rolling bearings, linear motion, recirculating ball, sleeve type -- Metric series

Roulements linéaires à recirculation de billes, type manchon -- Série métrique

Ta slovenski standard je istoveten z: ISO 10285:1992

[SIST ISO 10285:2001](https://standards.iteh.ai/catalog/standards/sist/b9d57be8-7e7f-4012-8afb-ef06c56ff89f/sist-iso-10285-2001)

<https://standards.iteh.ai/catalog/standards/sist/b9d57be8-7e7f-4012-8afb-ef06c56ff89f/sist-iso-10285-2001>

ICS:

21.100.20 Kotalni ležaji Rolling bearings

SIST ISO 10285:2001

en

iTeh STANDARD PREVIEW
(standards.iteh.ai)

SIST ISO 10285:2001

<https://standards.iteh.ai/catalog/standards/sist/b9d57be8-7e7f-4012-8afb-ef06c56ff89f/sist-iso-10285-2001>

INTERNATIONAL STANDARD

ISO
10285

First edition
1992-12-01

Rolling bearings, linear motion, recirculating ball, sleeve type — Metric series

iTeh STANDARD PREVIEW
*Roulements linéaires à recirculation de billes, type manchon — Série
métrique*
(standards.iteh.ai)

[SIST ISO 10285:2001](https://standards.iteh.ai/catalog/standards/sist/b9d57be8-7e7f-4012-8afb-ef06c56ff89f/sist-iso-10285-2001)

[https://standards.iteh.ai/catalog/standards/sist/b9d57be8-7e7f-4012-8afb-
ef06c56ff89f/sist-iso-10285-2001](https://standards.iteh.ai/catalog/standards/sist/b9d57be8-7e7f-4012-8afb-ef06c56ff89f/sist-iso-10285-2001)



Reference number
ISO 10285:1992(E)

Foreword

ISO (the International Organization for Standardization) is a worldwide federation of national standards bodies (ISO member bodies). The work of preparing International Standards is normally carried out through ISO technical committees. Each member body interested in a subject for which a technical committee has been established has the right to be represented on that committee. International organizations, governmental and non-governmental, in liaison with ISO, also take part in the work. ISO collaborates closely with the International Electrotechnical Commission (IEC) on all matters of electrotechnical standardization.

Draft International Standards adopted by the technical committees are circulated to the member bodies for voting. Publication as an International Standard requires approval by at least 75% of the member bodies casting a vote.

International Standard ISO 10285 was prepared by Technical Committee ISO/TC 4, *Rolling bearings*, Sub-Committee SC 11, *Linear motion rolling bearings*.

[SIST ISO 10285:2001](https://standards.iteh.ai/catalog/standards/sist/b9d57be8-7e7f-4012-8afb-ef06c56ff89f/sist-iso-10285-2001)

<https://standards.iteh.ai/catalog/standards/sist/b9d57be8-7e7f-4012-8afb-ef06c56ff89f/sist-iso-10285-2001>

© ISO 1992

All rights reserved. No part of this publication may be reproduced or utilized in any form or by any means, electronic or mechanical, including photocopying and microfilm, without permission in writing from the publisher.

International Organization for Standardization
Case Postale 56 • CH-1211 Genève 20 • Switzerland

Printed in Switzerland

Introduction

Linear motion rolling bearings provide for rectilinear motion as opposed to rotational motion. The type of bearing described in this International Standard uses balls which circulate in a number of closed loops in the cylindrical bearing body which surrounds the shaft.

Linear motion rolling bearings are typically applied to meet one or more of the following criteria:

- a) smooth antifriction motion, free from stick-slip or chatter;
- b) low force required to produce relative linear motion between the bearing and shaft.

iTeh STANDARD PREVIEW
(standards.iteh.ai)

These requirements, as well as others, can be met by appropriate use of the various linear motion rolling bearing types (closed type, adjustable type, open type). The appropriate selection of bearing type and specification should be established between the manufacturer and user.

[SIST ISO 10285:2001](https://standards.iteh.ai/catalog/standards/sist/b9d57be8-7e7f-4012-8afb-ef06c56ff89f/sist-iso-10285-2001)

<https://standards.iteh.ai/catalog/standards/sist/b9d57be8-7e7f-4012-8afb-ef06c56ff89f/sist-iso-10285-2001>

iTeh STANDARD PREVIEW
(standards.iteh.ai)

This page intentionally left blank

[SIST ISO 10285:2001](#)

<https://standards.iteh.ai/catalog/standards/sist/b9d57be8-7e7f-4012-8afb-ef06c56ff89f/sist-iso-10285-2001>

Rolling bearings, linear motion, recirculating ball, sleeve type — Metric series

1 Scope

This International Standard specifies the general boundary dimensions, tolerances and definitions for linear motion, recirculating-ball, sleeve-type rolling bearings of the metric series.

It applies only to the size range covered by table 1.

2 Normative references

The following standards contain provisions which through reference in this text, constitute provisions of this International Standard. At the time of publication, the editions indicated were valid. All standards are subject to revision, and parties to agreements based on this International Standard are encouraged to investigate the possibility of applying the most recent editions of the standards indicated below. Members of IEC and ISO maintain registers of currently valid International Standards.

ISO 286-1:1988, *ISO system of limits and fits — Part 1: Bases of tolerances, deviations and fits*.

ISO 286-2:1988, *ISO system of limits and fits — Part 2: Tables of standard tolerance grades and limit deviations for holes and shafts*.

ISO 1132:1980, *Rolling bearings — Tolerances — Definitions*.

ISO 5593:1984, *Rolling bearings — Vocabulary*.

3 Definitions

For the purposes of this International Standard, the definitions given in ISO 1132 and ISO 5593 and the following definitions apply.

3.1 linear motion, recirculating-ball, sleeve-type rolling bearing: A basically cylindrical sleeve with a number of closed loops of circulating balls which is designed to achieve linear rolling motion along a shaft.

3.2 shaft: Hardened cylindrical rod along which a linear motion rolling bearing traverses.

3.3 nominal outside diameter: Diameter of the cylinder containing the theoretical surface of a basically cylindrical outside surface.

3.4 nominal ball complement bore diameter: Diameter of the cylinder inscribed inside the inner balls.

3.5 nominal bearing width: Distance between two theoretical end faces designated to bound the width of the linear motion rolling bearing.

3.6 radial runout: Difference between the largest and the smallest radial distance between the outside surface of the cylindrical sleeve and the centre-line of the ball complement bore diameter.

3.7 closed-type bearing: That type of bearing in which the outer sleeve is continuous or virtually continuous, whereby adjustment of clearance between the ball complement bore diameter and the shaft is achieved, in most cases, by selection of the housing fit, shaft tolerance and the bearing.

3.8 adjustable-type bearing: That type of bearing which has elastic features which permit mechanical adjustment of the clearance between the ball complement bore and the shaft.

3.9 open-type bearing: That type of bearing in which a longitudinal section is removed to provide clearance over the shaft-support rails.

iTeh STANDARD PREVIEW
(standards.iteh.ai)

SIST ISO 10285:2001

<https://standards.iteh.ai/catalog/standards/sist/b9d57be8-7e7f-4012-8afb-310c301871/sist-iso-10285-2001>

4 Symbols

See figures 1 to 3.

F_w	Nominal ball complement bore diameter
F_{ws}	Single diameter of the ball complement bore
ΔF_{ws}	Deviation of a single diameter of the ball complement bore from the nominal ball complement bore diameter (difference between F_{ws} and F_w)
D	Nominal outside diameter
D_{mp}	Single-plane mean outside diameter
ΔD_{mp}	Deviation of the single-plane mean outside diameter from the nominal outside diameter (difference between D_{mp} and D)
D_1	Snap ring groove diameter
D_{1max}	Largest snap ring groove diameter
C	Nominal bearing width
C_s	Single bearing width
ΔC_s	Deviation of a single bearing width from the nominal bearing width (difference between C_s and C)
C_1	Nominal distance between the outer faces of the snap ring grooves

C_{1s}	Single distance between the outer faces of the snap ring grooves
ΔC_{1s}	Deviation of a single distance between the outer faces of the snap ring grooves from the nominal snap ring groove distance (difference between C_{1s} and C_1)
C_2	Nominal snap ring groove width
C_{2min}	Smallest snap ring groove width
E	Width of the sector opening at diameter F_w in the open-type bearing
E_{min}	Smallest width of the sector opening at diameter F_w in the open-type bearing
K_{ea}	Radial runout of assembled bearing
α	Included angle of the sector opening in an open-type bearing
α_{min}	Smallest included angle of the sector opening in an open-type bearing

iTeh STANDARD PREVIEW
(standards.iteh.ai)

5 Boundary dimensions

SIST ISO 10285:2001

The boundary dimensions are given in table 1 which specifies the dimensional series 1, 2, 3 and 4. (See figures 1 to 3.)

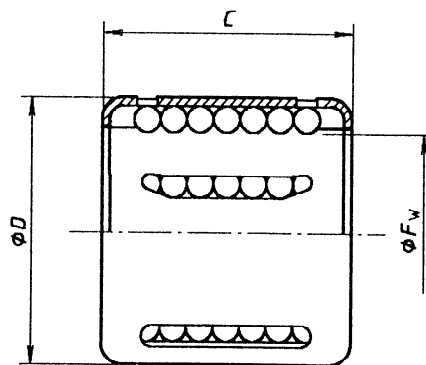


Figure 1 — Symbols for boundary dimensions — Bearing without snap ring grooves (mainly series 1 and 2)

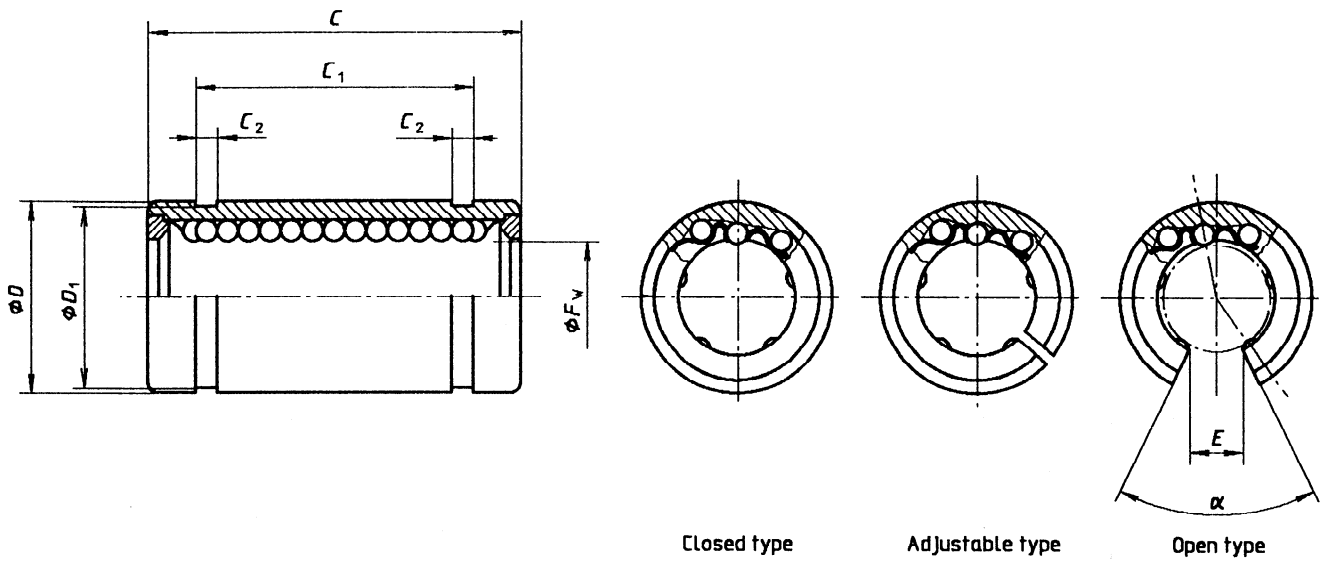


Figure 2 — Symbols for boundary dimensions — Bearings with snap ring grooves (mainly series 3)

iTeh STANDARD PREVIEW
(standards.iteh.ai)

SIST ISO 10285:2001

<https://standards.iteh.ai/catalog/standards/sist/b9d57be8-7e7f-4012-8afb-ef06c56ff89f/sist-iso-10285-2001>

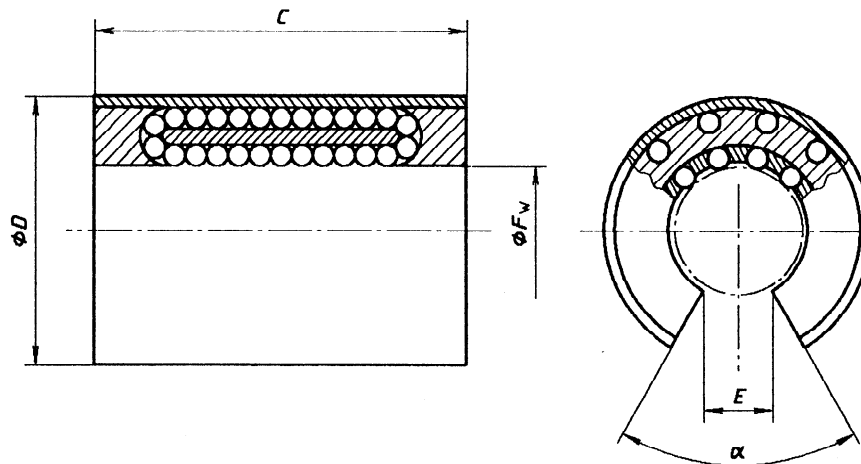


Figure 3 — Symbols for boundary dimensions, series 4