



Standard Test Method for Total Mercury in Water ¹

This standard is issued under the fixed designation D 3223; the number immediately following the designation indicates the year of original adoption or, in the case of revision, the year of last revision. A number in parentheses indicates the year of last reappraisal. A superscript epsilon (ϵ) indicates an editorial change since the last revision or reappraisal.

This standard has been approved for use by agencies of the Department of Defense. Consult the DoD Index of Specifications and Standards for the specific year of issue which has been adopted by the Department of Defense.

1. Scope

1.1 This test method² covers the determination of total mercury in water in the range from 0.5 to 10.0 $\mu\text{g Hg/L}$ (**1**).³ The test method is applicable to fresh waters, saline waters, and some industrial and sewage effluents. It is the user's responsibility to ensure the validity of this test method for waters of untested matrices.

1.1.1 The analyst should recognize that the precision and bias of this standard may be affected by the other constituents in all waters, as tap, industrial, river, and wastewaters. The cold vapor atomic absorption measurement portion of this method is applicable to the analysis of materials other than water (sediments, biological materials, tissues, etc.) if, and only if, an initial procedure for digesting and oxidizing the sample is carried out, ensuring that the mercury in the sample is converted to the mercuric ion, and is dissolved in aqueous media (**2,3**).

1.2 Both organic and inorganic mercury compounds may be analyzed by this procedure if they are first converted to mercuric ions. Using potassium persulfate and potassium permanganate as oxidants, and a digestion temperature of 95°C, approximately 100 % recovery of organomercury compounds can be obtained (**2,4**).

1.3 The range of the test method may be changed by instrument or recorder expansion or both, and by using a larger volume of sample.

1.4 A method for the disposal of mercury-containing wastes is also presented (Appendix X1) (**5**).

1.5 *This standard does not purport to address all of the safety concerns, if any, associated with its use. It is the responsibility of the user of this standard to establish appropriate safety and health practices and determine the applicability of regulatory limitations prior to use.* For specific hazard

statements, see Note 3 and Note 8.

2. Referenced Documents

2.1 ASTM Standards:

- D 512 Test Methods for Chloride Ion in Water⁴
- D 1129 Terminology Relating to Water⁴
- D 1193 Specification for Reagent Water⁴
- D 1245 Practice for Examination of Water-Formed Deposits by Chemical Microscopy⁵
- D 1252 Test Methods for Chemical Oxygen Demand (Dichromate Oxygen Demand) of Water⁵
- D 1426 Test Methods for Ammonia Nitrogen in Water⁴
- D 3370 Practices for Sampling Water from Closed Conduits⁴
- D 4691 Practice for Measuring Elements in Water by Flame Atomic Absorption Spectrophotometry⁴
- D 4841 Practice for Estimation of Holding Time for Water Samples Containing Organic and Inorganic Constituents⁴

3. Terminology

3.1 *Definitions*—For definitions of terms used in this test method, refer to Terminology D 1129.

4. Summary of Test Method

4.1 The test method consists of a wet chemical oxidation which converts all mercury to the mercuric ion; reduction of mercuric ions to metallic mercury, followed by a cold vapor atomic absorption analysis (**1,2**). A general guide for flame and vapor generation atomic absorption applications is given in Practice D 4691.

4.2 Cold vapor atomic absorption analysis is a physical method based on the absorption of ultraviolet radiation at a wavelength of 253.7 nm by mercury vapor. The mercury is reduced to the elemental state and aerated from solution in either a closed recirculating system or an open one-pass system. The mercury vapor passes through a cell positioned in the light path of an atomic absorption spectrophotometer. Absorbance is measured as a function of mercury concentration.

¹ This test method is under the jurisdiction of ASTM Committee D-19 on Water and is the direct responsibility of Subcommittee D19.05 on Inorganic Constituents in Water.

Current edition approved Dec. 10, 1995. Published February 1996. Originally published as D 3223-79. Last previous edition D 3223 - 91.

² Adapted from research investigations by the U. S. Environmental Protection Agency's Analytical Quality Control Laboratory, Cincinnati, OH, and Region IV Surveillance and Analysis Division, Chemical Services Branch, Athens, GA.

³ The boldface numbers in parentheses refer to the references at the end of this test method.

⁴ Annual Book of ASTM Standards, Vol 11.01.

⁵ Annual Book of ASTM Standards, Vol 11.02.

5. Significance and Use

5.1 The presence of mercury in industrial discharge, domestic discharge, and potable water is of concern to the public because of its toxicity. Regulations and standards have been established that require the monitoring of mercury in water. This test method provides an analytical procedure to measure total mercury in water.

6. Interference

6.1 Possible interference from sulfide is eliminated by the addition of potassium permanganate. Concentrations as high as 20 mg/L of sulfide as sodium sulfide do not interfere with the recovery of added inorganic mercury from distilled water (2).

6.2 Copper has also been reported to interfere; however, copper concentrations as high as 10 mg/L have no effect on the recovery of mercury from spiked samples (2).

6.3 Seawaters, brines, and industrial effluents high in chlorides require additional permanganate (as much as 25 mL). During the oxidation step chlorides are converted to free chlorine which will also absorb radiation at 253.7 nm. Care must be taken to assure that free chlorine is absent before mercury is reduced and swept into the cell. This may be accomplished by using an excess of hydroxylamine sulfate reagent (25 mL). The dead air space in the reaction flask must also be purged before the addition of stannous sulfate. Both inorganic and organic mercury spikes have been quantitatively recovered from sea water using this technique (2).

6.4 Volatile organic materials that could interfere will be removed with sample digestion as described in 11.2 through 11.4.

7. Apparatus

NOTE 1—Take care to avoid contamination of the apparatus with mercury. Soak all glass apparatus, pipets, beakers, aeration tubes, and reaction flasks in nitric acid (HNO₃) (1 + 1), and rinse with mercury-free water before use.

7.1 The schematic arrangement of the closed recirculating system is shown in Fig. 1 and the schematic arrangement of the open one-pass system is shown in Fig. 2.

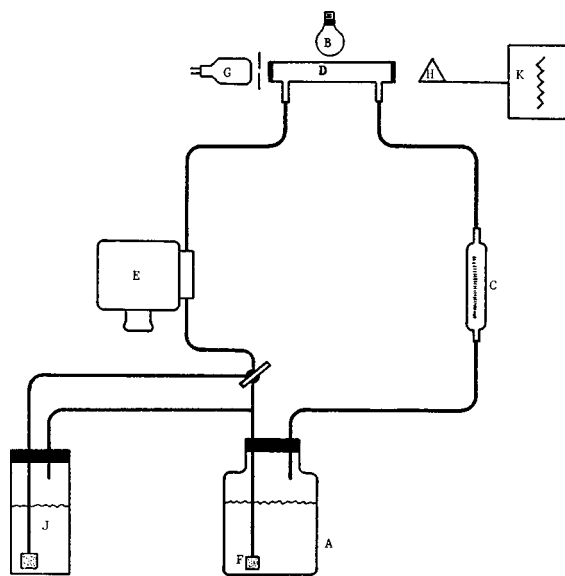
7.2 *Atomic Absorption Spectrophotometer*—A commercial atomic absorption instrument is suitable if it has an open-burner head area in which to mount an absorption cell, and if it provides the sensitivity and stability for the analyses. Also instruments designed specifically for the measurement of mercury using the cold vapor technique in the working range specified may be used.

7.2.1 *Mercury Hollow Cathode Lamp*.

7.2.2 *Simultaneous Background Correction*—Background correction may be necessary to compensate for molecular absorption that can occur at this mercury wavelength. It is the analyst's responsibility to determine the applicable use.

7.3 *Recorder*—Any multirange variable speed recorder that is compatible with the ultraviolet (UV) detection system is suitable.

7.4 *Absorption Cell*—The cell (Fig. 3) is constructed from glass 25.4-mm outside diameter by 114 mm (Note 2). The ends are ground perpendicular to the longitudinal axis and quartz windows (25.4-mm diameter by 1.6 mm thickness) are cemented in place. Gas inlet and outlet ports (6.4-mm diameter)



- | | |
|---------------------------------------|--|
| A—Reaction flask | G—Hollow cathode mercury lamp |
| B—60-W light bulb | H—Atomic absorption detector |
| C—Rotameter, 1 L of air per minute | J—Gas washing bottle containing 0.25 % iodine in a 3 % potassium iodide solution |
| D—Absorption cell with quartz windows | K—Recorder, any compatible model |
| E—Air pump, 1 L of air per minute | |
| F—Glass tube with fritted end | |

FIG. 1 Schematic Arrangement of Equipment for Mercury Measurement by Cold Vapor Atomic Absorption Technique Closed Recirculating System

are attached approximately 12 mm from each end. The cell is strapped to a support and aligned in the light beam to give maximum transmittance.

NOTE 2—An all-glass absorption cell, 18 mm in outside diameter by 200 mm, with inlet 12 mm from the end, 18-mm outside diameter outlet in the center, and with quartz windows has been found suitable. Methyl methacrylate tubing may also be used.

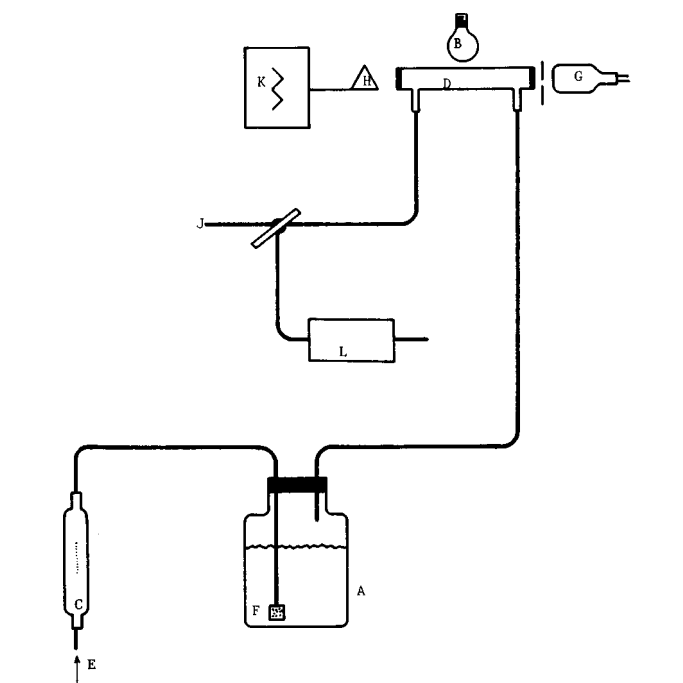
7.5 *Air Pump*—A peristaltic pump, with electronic speed control, capable of delivering 1 L of air per minute may be used. Regulated compressed air can be used in the open one-pass system.

7.6 *Flowmeter*, capable of measuring an air flow of 1 L/min.

7.7 *Aeration Tubing*—A straight glass frit having a coarse porosity is used in the reaction flask. Clear flexible vinyl plastic tubing is used for passage of the mercury vapor from the reaction flask to the absorption cell.

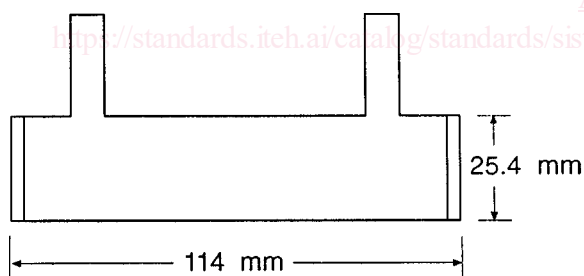
7.8 *Lamp*—A small reading lamp containing a 60-W bulb is used to prevent condensation of moisture inside the cell. The lamp shall be positioned to shine on the absorption cell maintaining the air temperature in the cell about 10°C above ambient. Alternatively, a drying tube, 150 by 18 mm in diameter, containing 20 g of magnesium perchlorate, may be placed in the line to prevent moisture in the absorption cell.

NOTE 3—**Caution:** If the presence of organic vapors is expected, the purity of the drying agent should be determined to establish the absence of traces of free perchloric acid in the salt. This is to prevent the formation of perchloric esters, some of which are known to be violently explosive compounds.



- | | |
|---|--|
| A—Reaction flask | G—Hollow cathode mercury lamp |
| B—60-W light bulb | H—Atomic absorption detector |
| C—Rotameter, 1 L of air per minute | J—Vent to hood |
| D—Absorption cell with quartz windows | K—Recorder, any compatible model |
| E—Compressed air, 1 L of air per minute | L—To vacuum through gas washing bottle containing 0.25 % iodine in a 3 % potassium iodide solution |
| F—Glass tube with fritted end | |

FIG. 2 Schematic Arrangement of Equipment for Mercury Measurement by Cold Vapor Atomic Absorption Technique Open One-Pass System



NOTE 1—The length and outside diameter of the cell are not critical. The body of the cell may be of any tubular material but the end windows must be of quartz because of the need for UV transparency. The length and diameter of the inlet and outlet tubes are not important, but their position may be a factor in eliminating recorder noise. There is some evidence that displacement of the air inlet tube away from the end of the cell results in smoother readings. A mild pressure in the cell can be tolerated, but too much pressure may cause the glued-on end windows to pop off. Cells of this type may be purchased from various supply houses.

FIG. 3 Cell for Mercury Measurement by Cold-Vapor Technique

7.9 *Reaction Flask*—A 250 to 300-mL glass container fitted with a rubber stopper may be used.

8. Reagents

8.1 *Purity of Reagents*—Reagent grade chemicals shall be used in all tests. Unless otherwise indicated, it is intended that

all reagents shall conform to the specifications of the Committee on Analytical Reagents of the American Chemical Society. ⁶ Other grades may be used, provided it is first ascertained that the reagent is of sufficiently high purity to permit its use without lessening the accuracy of the determination.

8.2 *Purity of Water*—Unless otherwise indicated, references to water shall be understood to mean reagent water conforming to Specification D 1193 Type I. Other reagent water types may be used, provided it is first ascertained that the water is of sufficiently high purity to permit its use without adversely affecting the bias and precision of the test method. Type II water was specified at the time of round-robin testing of this test method.

8.3 *Mercury Solution, Stock* (1 mL = 1 mg Hg)—Dissolve 0.1354 g of mercuric chloride (HgCl₂) in a mixture of 75 mL of water and 10 mL of HNO₃(sp gr 1.42) and dilute to 100 mL with water.

8.4 *Mercury Solution, Intermediate* (1 mL = 10 µg Hg)—Pipet 10.0 mL of the stock mercury solution into a mixture of 500 mL of water and 2 mL of HNO₃(sp gr 1.42) and dilute to 1 L with water. Prepare fresh daily.

8.5 *Mercury Solution, Standard* (1 mL = 0.1 µg Hg)—Pipet 10.0 mL of the intermediate mercury standard into a mixture of 500 mL of water and 2 mL of HNO₃(sp gr 1.42) and dilute to 1 L with water. Prepare fresh daily.

8.6 *Nitric Acid* (sp gr 1.42)—Concentrated nitric acid (HNO₃).

NOTE 4—If the reagent blank concentration is greater than the method detection limit, distill the HNO₃ or use a spectrograde acid.

8.7 *Potassium Permanganate Solution* (50 g/L)—Dissolve 50 g of potassium permanganate (KMnO₄) in water and dilute to 1 L.

8.8 *Potassium Persulfate Solution* (50 g/L)—Dissolve 50 g of potassium persulfate (K₂S₂O₈) in water and dilute to 1 L.

8.9 *Sodium Chloride-Hydroxylamine Sulfate Solution* (120 g/L)—Dissolve 120 g of sodium chloride (NaCl) and 120 g of hydroxylamine sulfate [(NH₂OH)₂H₂SO₄] in water and dilute to 1 L.

NOTE 5—The analyst may wish to use hydroxylamine hydrochloride instead of hydroxylamine sulfate. The analyst should dissolve 12 g of hydroxylamine hydrochloride in 100 mL of Type I water.

8.10 *Stannous Sulfate Solution* (100 g/L)—Dissolve 100 g of stannous sulfate (SnSO₄) in water containing 14 mL of H₂SO₄ (sp gr 1.84) and dilute to 1 L. This mixture is a suspension and should be mixed continuously when being applied as a reagent.

NOTE 6—The analyst may wish to use stannous chloride instead of stannous sulfate. Stannous chloride crystal (100 g in 50 mL) should be dissolved in concentrated HCl. The solution is heated and cooled until dissolved and diluted to 1 L.

⁶ *Reagent Chemicals, American Chemical Society Specifications*, American Chemical Society, Washington, DC. For suggestions on the testing of reagents not listed by the American Chemical Society, see *Analar Standards for Laboratory Chemicals*, BDH Ltd., Poole, Dorset, U.K., and the *United States Pharmacopoeia and National Formulary*, U.S. Pharmaceutical Convention, Inc. (USPC), Rockville, MD.