



SLOVENSKI STANDARD

SIST EN 1305:2000

01-december-2000

Inland navigation vessels - Connections for the discharge of oily mixture

Inland navigation vessels - Connections for the discharge of oily mixture

Fahrzeuge der Binnenschifffahrt - Anschlüsse für die Abgabe von Ölrückständen

Bateaux de navigation intérieure - Raccords d'évacuation de résidus d'huile

Ta slovenski standard je istoveten z: EN 1305:1996

[SIST EN 1305:2000](https://standards.iteh.ai/catalog/standards/sist/50e1ce2c-a3fd-468e-a9e3-82ce2b061654/sist-en-1305-2000)

<https://standards.iteh.ai/catalog/standards/sist/50e1ce2c-a3fd-468e-a9e3-82ce2b061654/sist-en-1305-2000>

ICS:

47.020.30	Sistemi cevi	Piping systems
47.060	Jezerska in rečna plovila	Inland navigation vessels

SIST EN 1305:2000

en

iTeh STANDARD PREVIEW
(standards.iteh.ai)

SIST EN 1305:2000

<https://standards.iteh.ai/catalog/standards/sist/50e1ce2c-a3fd-468e-a9e3-82ce2b061654/sist-en-1305-2000>

EUROPEAN STANDARD

EN 1305

NORME EUROPÉENNE

EUROPÄISCHE NORM

January 1996

ICS 47.020.30; 47.060

Descriptors: inland navigation, ships, boats, pipe fittings, liquid waste disposal, oils, threaded fittings, pipe adapters, specifications, dimensions, tests, marking

English version

Inland navigation vessels - Connections for the discharge of oily mixture

Bateaux de navigation intérieure - Raccords d'évacuation de résidus d'huile

Raccords

Fahrzeuge der Binnenschifffahrt - Anschlüsse für die Abgabe von Ölrückständen

STANDARD PREVIEW
(standards.iteh.ai)

SIST EN 1305:2000

<https://standards.iteh.ai/catalog/standards/sist/50e1ce2c-a3fd-468e-a9e3-82ce2b061654/sist-en-1305-2000>

This European Standard was approved by CEN on 1995-12-06. CEN members are bound to comply with the CEN/CENELEC Internal Regulations which stipulate the conditions for giving this European Standard the status of a national standard without any alteration.

Up-to-date lists and bibliographical references concerning such national standards may be obtained on application to the Central Secretariat or to any CEN member.

The European Standards exist in three official versions (English, French, German). A version in any other language made by translation under the responsibility of a CEN member into its own language and notified to the Central Secretariat has the same status as the official versions.

CEN members are the national standards bodies of Austria, Belgium, Denmark, Finland, France, Germany, Greece, Iceland, Ireland, Italy, Luxembourg, Netherlands, Norway, Portugal, Spain, Sweden, Switzerland and United Kingdom.

CEN

European Committee for Standardization
Comité Européen de Normalisation
Europäisches Komitee für Normung

Central Secretariat: rue de Stassart, 36 B-1050 Brussels

Contents

Foreword	2
Introduction	3
1 Scope	3
2 Normative references	3
3 Definitions	4
4 Technical requirements	4
5 Material	8
6 Testing	8
7 Designation	8
8 Marking	8

iTeh STANDARD PREVIEW (standards.iteh.ai)

Foreword

SIST EN 1305:2000

<https://standards.iteh.ai/catalog/standards/sist/50e1ce2c-a3fd-468e-a9e3-2d2c90900000>

This European Standard has been drawn up by the Technical Committee CEN/TC 15 "Inland navigation vessels" the secretariat of which is held by DIN.

This European Standard shall be given the status of a national standard, either by publication of an identical text or by endorsement, at the latest by July 1996, and conflicting national standards shall be withdrawn at the latest by July 1996.

According to the CEN/CENELEC Internal Regulations, the following countries are bound to implement this European Standard: Austria, Belgium, Denmark, Finland, France, Germany, Greece, Iceland, Ireland, Italy, Luxembourg, Netherlands, Norway, Portugal, Spain, Sweden, Switzerland and the United Kingdom.

This European Standard was drawn up in compliance with ISO 7608 and national standards as well as national and international regulations like those of MARPOL.

In ISO 7608, a flange for discharge connections referring to MARPOL is standardized.

NOTE: MARPOL (Maritime Pollution Convention)

International Convention for Prevention of Pollution from Ships from 1973 and the Protocol from 1978 relating to Intervention.



Introduction

This European Standard has been developed to specify uniform connections for the discharge of oily mixture.

The connection consists of a quick-release coupling ensuring an easy and safe fitting and a safe discharge of oily mixture. By limiting the use of this coupling to oily mixture, a confusion with connections for other liquids will be avoided.

This connection for the discharge for oily mixture in inland navigation vessels is designed for suction operation from outside the vessel.

1 Scope

This European Standard specifies design, dimensions, technical requirements and testing of connections for the discharge of oily mixture from inland navigation vessels.

It does not apply to the disposal of residues from cargo tanks.

The Standard specifies:

- a connection of a design that is common on inland navigation vessels consisting of a threaded pipe and a quick release coupling.
- a connection for vessels with a flange ISO 7608-A1 consisting of an adapter with a matching flange with welded threaded pipe and quick release coupling.

2 Normative references

This European Standard incorporates by dated or undated reference, provisions from other publications. These normative references are cited at the appropriate places in the text and the publications are listed hereafter. For dated references, subsequent amendments to or revisions of any of these publications apply to this European Standard only when incorporated in it by amendment or revision. For undated references the latest edition of the publication referred to applies.

iTeh STANDARD PREVIEW
(standards.iteh.ai)

[SIST EN 1305:2000](https://standards.iteh.ai/catalog/standards/sist/50e1ce2c-a3fd-468e-a9e3-82ce2b061654/sist-en-1305-2000)

<https://standards.iteh.ai/catalog/standards/sist/50e1ce2c-a3fd-468e-a9e3-82ce2b061654/sist-en-1305-2000>

ENV 10220	Seamless and welded steel tubes – Dimensions and masses per unit length
EN 24018	Hexagon head screws – Product grade C (ISO 4018 : 1988)
EN 24034	Hexagon nuts – Product grade C (ISO 4034 : 1986)
EURONORM 156	Shipbuilding steels – Standard and higher tensile grades
ISO 228-1	Pipe threads where pressure-tight joints are not made on the threads – Part 1: Dimensions, tolerances and designation
ISO 2768-1	General tolerances – Part 1: Tolerances for linear and angular dimensions without individual tolerance indications
ISO 7608 : 1985	Shipbuilding – Inland navigation – Couplings for disposal of oily mixture and sewage water
DIN 28450-2 : 1989	PN 10 couplings for road and rail tankers, in sizes DN 50, DN 80 and DN 100 - Male couplings (type VK)



Page 4
EN 1305 : 1996

- DIN 28450-3 : 1989 PN 10 couplings for road and rail tankers, in sizes DN 50, DN 80 and DN 100 - Female couplings (type MK)
- DIN 28450-4 : 1989 PN 10 couplings for road and rail tankers, in sizes DN 50, DN 80 and DN 100 - Female dust couplings (type MB)

3 Definitions

For the purposes of this standard, the following definition applies:

oily mixture: Oily fluids out of bilges and contents of collecting tanks for waste oil.

4 Technical requirements

4.1 General

Dimensions in millimetres

General tolerances : ISO 2768 - c

Requirements are related to design, dimensions and arrangement of connections.

4.2 Design

The position of the connection, dimensions and specifications shall be maintained.

Figure 1 shows the connection from the suction pipe fixed in the vessel to the quick release coupling at the suction hose (R).

Figure 2 shows the connection from the flange ISO 7608-A1 to the quick release coupling at the suction hose (F).

Figure 3 shows the adaptor consisting of flange and threaded connection.

Table 1 specifies the positions of figures 1 to 3.

iTeh STANDARD PREVIEW

(standards.iteh.ai)

SIST EN 1305:2000

<http://www.iteh.ai/sist-en-1305-2000>
82ce2b061654/sist-en-1305-2000

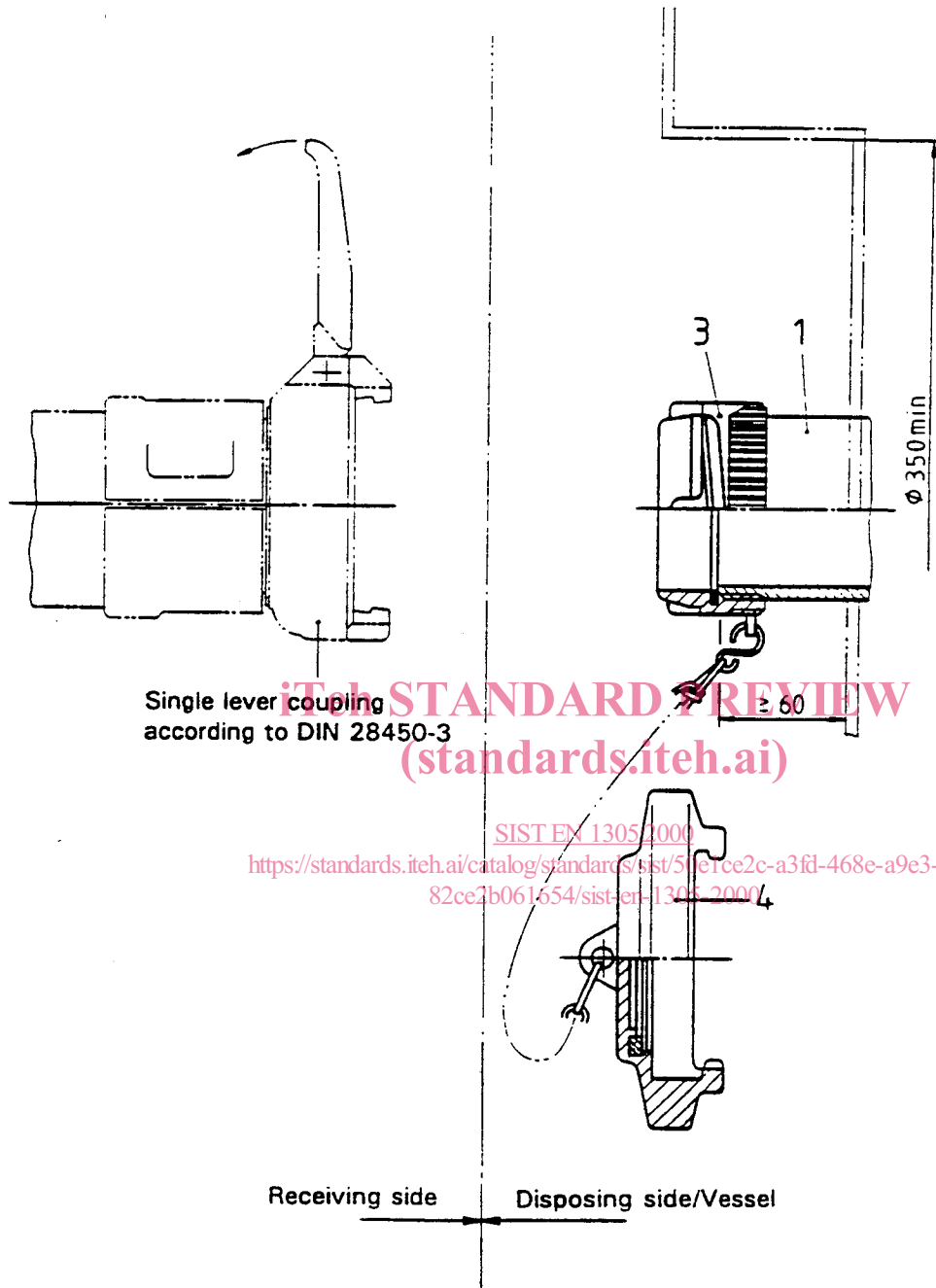


Figure 1: Quick release coupling connection (R)

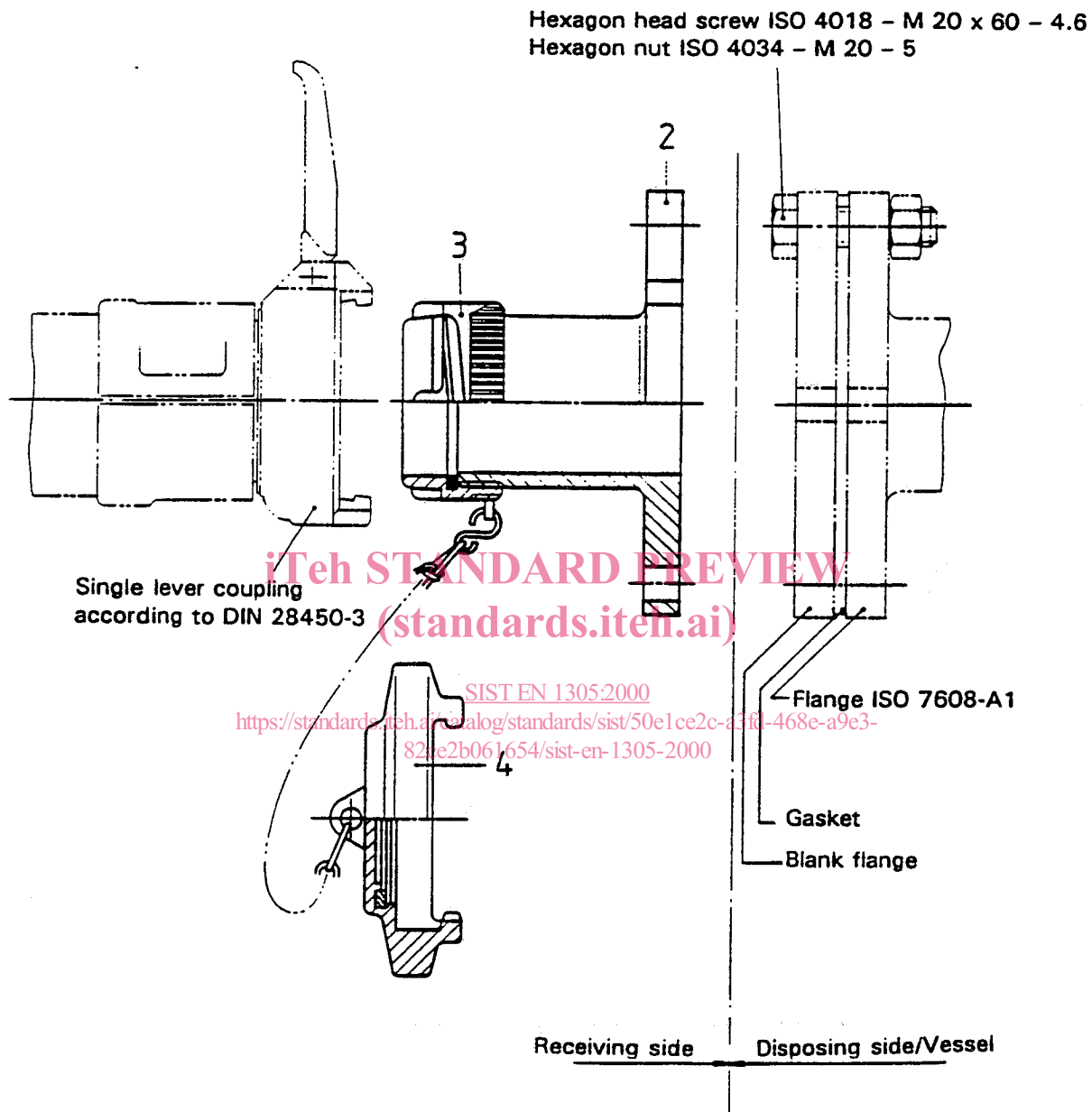


Figure 2: Quick release coupling connection at flange ISO 7608-A1 (F)

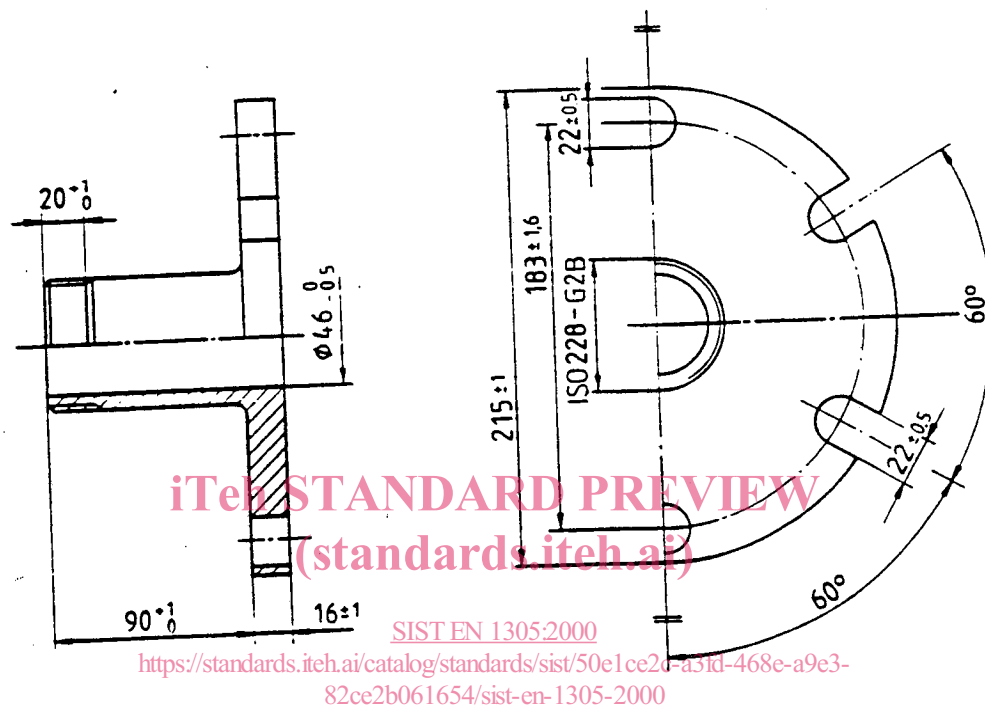


Figure 3: Adaptor, Position 2

Table 1: List of positions for figures 1 to 3

Position No.	Description	Disposing/Receiving side	Note
1	Pipe with threaded connection	Disposing side	see figure 3
2	Adaptor	Receiving side	see figure 3
3	Coupling connection DN 50 with gasket	Figure 1: Disposing side Figure 2: Receiving side	as in DIN 28 450-2
4	Closing cap with chain and S-hook	Figure 1: Disposing side Figure 2 : Receiving side	as in DIN 28 450-4