

INTERNATIONAL STANDARD

AMENDMENT 1

Fuel cell technologies – iTeh Standards
Part 6-100: Micro fuel cell power systems – Safety
(<https://standards.iteh.ai>)
Document Preview

[IEC 62282-6-100:2010/AMD1:2012](https://standards.iteh.ai/catalog/standards/iec/58c7cecf-38b1-403b-bb3b-b3878fe840d7/iec-62282-6-100-2010-amd1-2012)

<https://standards.iteh.ai/catalog/standards/iec/58c7cecf-38b1-403b-bb3b-b3878fe840d7/iec-62282-6-100-2010-amd1-2012>



THIS PUBLICATION IS COPYRIGHT PROTECTED
Copyright © 2012 IEC, Geneva, Switzerland

All rights reserved. Unless otherwise specified, no part of this publication may be reproduced or utilized in any form or by any means, electronic or mechanical, including photocopying and microfilm, without permission in writing from either IEC or IEC's member National Committee in the country of the requester.
If you have any questions about IEC copyright or have an enquiry about obtaining additional rights to this publication, please contact the address below or your local IEC member National Committee for further information.

IEC Central Office
3, rue de Varembe
CH-1211 Geneva 20
Switzerland

Tel.: +41 22 919 02 11
Fax: +41 22 919 03 00
info@iec.ch
www.iec.ch

About the IEC

The International Electrotechnical Commission (IEC) is the leading global organization that prepares and publishes International Standards for all electrical, electronic and related technologies.

About IEC publications

The technical content of IEC publications is kept under constant review by the IEC. Please make sure that you have the latest edition, a corrigenda or an amendment might have been published.

Useful links:

IEC publications search - www.iec.ch/searchpub

The advanced search enables you to find IEC publications by a variety of criteria (reference number, text, technical committee,...).

It also gives information on projects, replaced and withdrawn publications.

IEC Just Published - webstore.iec.ch/justpublished

Stay up to date on all new IEC publications. Just Published details all new publications released. Available on-line and also once a month by email.

Electropedia - www.electropedia.org

The world's leading online dictionary of electronic and electrical terms containing more than 30 000 terms and definitions in English and French, with equivalent terms in additional languages. Also known as the International Electrotechnical Vocabulary (IEV) on-line.

Customer Service Centre - webstore.iec.ch/csc

If you wish to give us your feedback on this publication or need further assistance, please contact the Customer Service Centre: csc@iec.ch.

[IEC 62282-6-100:2010/AMD1:2012](https://standards.iteh.ai/catalog/standards/iec/58c7cecf-38b1-403b-bb3b-b3878fe840d7/iec-62282-6-100-2010-amd1-2012)

<https://standards.iteh.ai/catalog/standards/iec/58c7cecf-38b1-403b-bb3b-b3878fe840d7/iec-62282-6-100-2010-amd1-2012>



IEC 62282-6-100

Edition 1.0 2012-10

INTERNATIONAL STANDARD

AMENDMENT 1

Fuel cell technologies – iTeh Standards
Part 6-100: Micro fuel cell power systems – Safety
(<https://standards.itih.ai>)
Document Preview

[IEC 62282-6-100:2010/AMD1:2012](https://standards.itih.ai/catalog/standards/iec/58c7cecf-38b1-403b-bb3b-b3878fe840d7/iec-62282-6-100-2010-amd1-2012)

<https://standards.itih.ai/catalog/standards/iec/58c7cecf-38b1-403b-bb3b-b3878fe840d7/iec-62282-6-100-2010-amd1-2012>

INTERNATIONAL
ELECTROTECHNICAL
COMMISSION

PRICE CODE



ICS 27.070

ISBN 978-2-83220-404-7

Warning! Make sure that you obtained this publication from an authorized distributor.

FOREWORD

This amendment has been prepared by IEC technical committee 105: Fuel cell technologies.

The text of this amendment is based on the following documents:

FDIS	Report on voting
105/402/FDIS	105/408/RVD

Full information on the voting for the approval of this amendment can be found in the report on voting indicated in the above table.

The committee has decided that the contents of this amendment and the base publication will remain unchanged until the stability date indicated on the IEC web site under "http://webstore.iec.ch" in the data related to the specific publication. At this date, the publication will be

- reconfirmed,
- withdrawn,
- replaced by a revised edition, or
- amended.

A bilingual version of this publication may be issued at a later date.

iTech Standards
(<https://standards.iteh.ai>)
Document Preview

2 Normative references [IEC 62282-6-100:2010/AMD1:2012](https://standards.iteh.ai/catalog/standards/iec/58c7cecf-38b1-403b-bb3b-b3878fe840d7/iec-62282-6-100-2010-amd1-2012)

Add the following reference:

ISO 7010:2003, *Graphical symbols – Safety colours and safety signs – Safety signs used in workplaces and public areas*

6.1 General

Replace the existing text of 6.1 with the following new text:

All micro fuel cell power systems, micro fuel cell power units and fuel cartridges shall be accompanied by appropriate safety information (instructions, warnings, or both) communicating the intended safe transportation, use, storage, maintenance and disposal of the product, including warnings regarding adequate ventilation for storage.

If space does not permit all markings on the fuel cartridge, markings corresponding to a) through f) in 6.2 may be on the smallest unit package, or on a package insert. The fuel cartridge shall also be marked with the appropriate signal word ("CAUTION", "WARNING" or "DANGER") and the general warning sign (W001 specified in ISO 7010:2003) plus the text:

"(See accompanying Warning Information.)".

E.3 Terms and definitions

Add, after E.3.5, the following new terminological entry:

E.3.6

fuel cartridge

removable article that contains fuel and supplies fuel or hydrogen to the micro fuel cell power unit or internal reservoir, not to be refillable by the user

E.3.11

leakage

Replace the definition of terminological entry E.3.11 with the following:

accessible fuel, hazardous fuel byproducts, electrolyte or hazardous liquid fuel outside the micro fuel cell power system, micro fuel cell power unit or fuel cartridge as described in E.7.2.1

E.3.43

impermissible hydrogen gas loss

Replace the definition of terminological entry E.3.43 with the following:

hydrogen gas escaping non-operating micro fuel cell power system, micro fuel cell power unit, or fuel cartridge greater than or equal to 0,0032 g/h

E.3.52

hydrogen leakage

Replace the definition of terminological entry E.3.52 with the following:

accessible hazardous hydrogen gas outside containment system, including fuel cartridge, fuel management and internal reservoir (see E.7.2.2)

E.3.53

positive pH indication of liquid borohydride fuel and by product

Delete this entry (number, term and definition).

E.7.2.2 Hydrogen leakage measurement from fuel cartridges and measurement procedures

Replace the existing text of E.7.2.2, with the following new text:

- a) For fuel cartridges containing Class 8 (corrosive) borohydride compounds, the measurement of hydrogen leakage shall be done following each type test using a liquid leak detector (bubble forming) solution or other equivalent means, such as a water immersion test, on all possible leak locations of the fuel cartridge.
- b) If bubbles are observed, hydrogen point source gas loss detection testing in accordance with E.7.3.13 shall be performed to ensure no release of hazardous materials to the environment.
- c) If point source testing is performed, hydrogen leakage measurement in accordance with paragraph (a) shall be repeated one hour after completion of the point source test. If bubbles due to hydrogen leakage are observed, the fuel cartridge fails the hydrogen leakage test. See Figure E.2 and Figure E.3.

E.7.2.3 Hydrogen gas loss measurements from micro fuel cell power systems and micro fuel cell power units and measuring procedures

Replace the existing text of E.7.2.3, with the following new text:

For micro fuel cell power systems, or micro fuel cell power units, following the completion of each type test, the micro fuel cell power system or unit shall be tested for hydrogen gas loss according to Figure E.4 as follows.

- a) Perform hydrogen emission testing in accordance with E.7.3.12 with the exception that the micro fuel cell power system or unit shall be off ("DEVICE – OFF"). Hydrogen gas loss shall be less than 0,0032 g/h. If transient emission rates greater than 0,016 g/h are observed during hydrogen emission testing, hydrogen point source gas loss detection testing in accordance with E.7.3.13 shall be performed. See Table E.7.
- b) Perform hydrogen emission testing in accordance with E.7.3.12 with the micro fuel cell power system or unit turned on ("DEVICE – ON") to test for hydrogen emissions whether or not the micro fuel cell power system or unit is operational. Hydrogen emissions shall be less than 0,8 g/h and hydrogen leakage from any single point leak shall be less than 0,016 g/h. See Table E.7.

iTeh Standards
(<https://standards.iteh.ai>)
Document Preview

[IEC 62282-6-100:2010/AMD1:2012](https://standards.iteh.ai/catalog/standards/iec/58c7cecf-38b1-403b-bb3b-b3878fe840d7/iec-62282-6-100-2010-amd1-2012)

<https://standards.iteh.ai/catalog/standards/iec/58c7cecf-38b1-403b-bb3b-b3878fe840d7/iec-62282-6-100-2010-amd1-2012>

Figure E.2 – Fuel cartridge leakage test flow chart for vibration, drop, compressive loading – Replaces Figure 2

Replace the existing Figure E.2, together with its title, with the following:

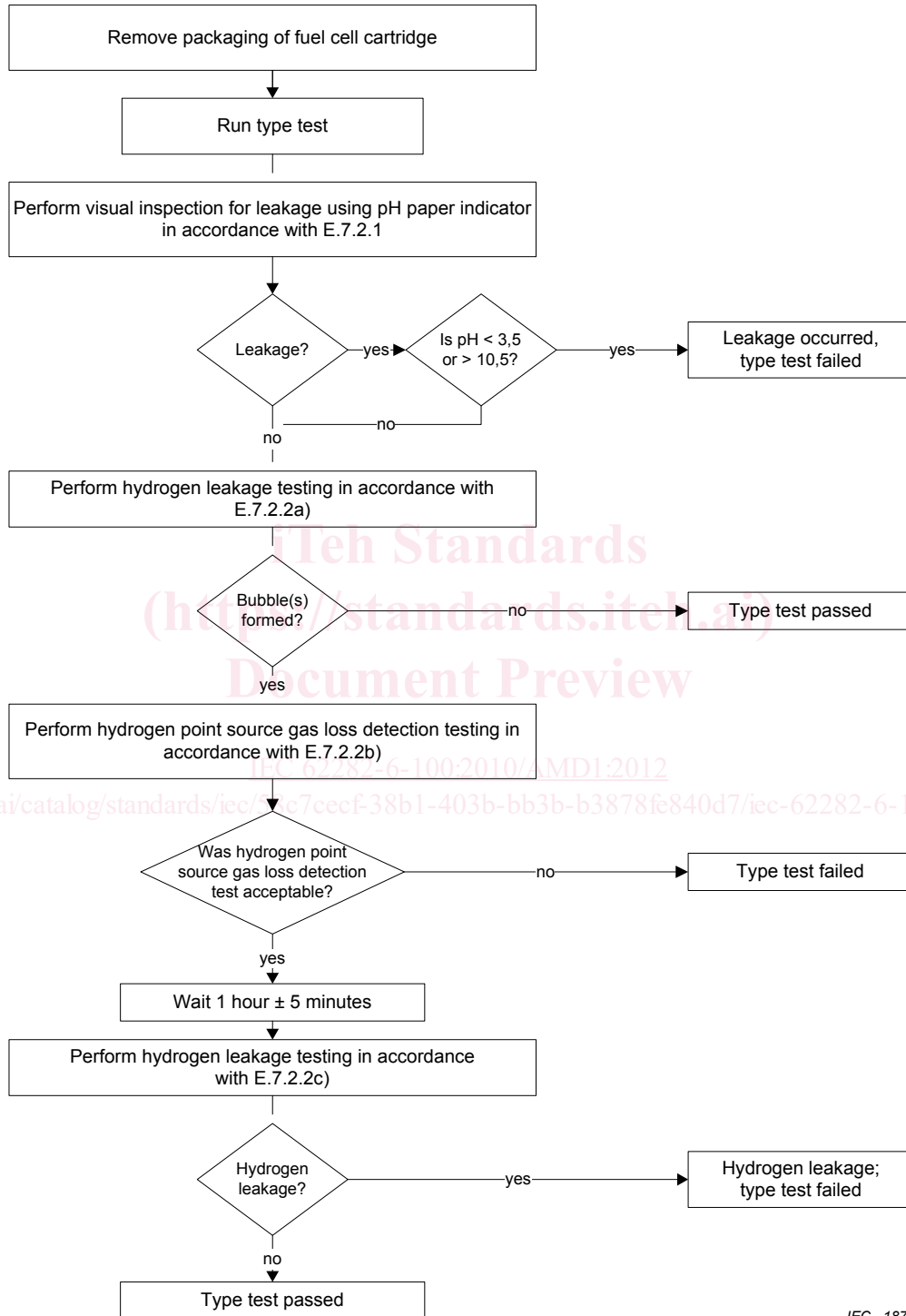
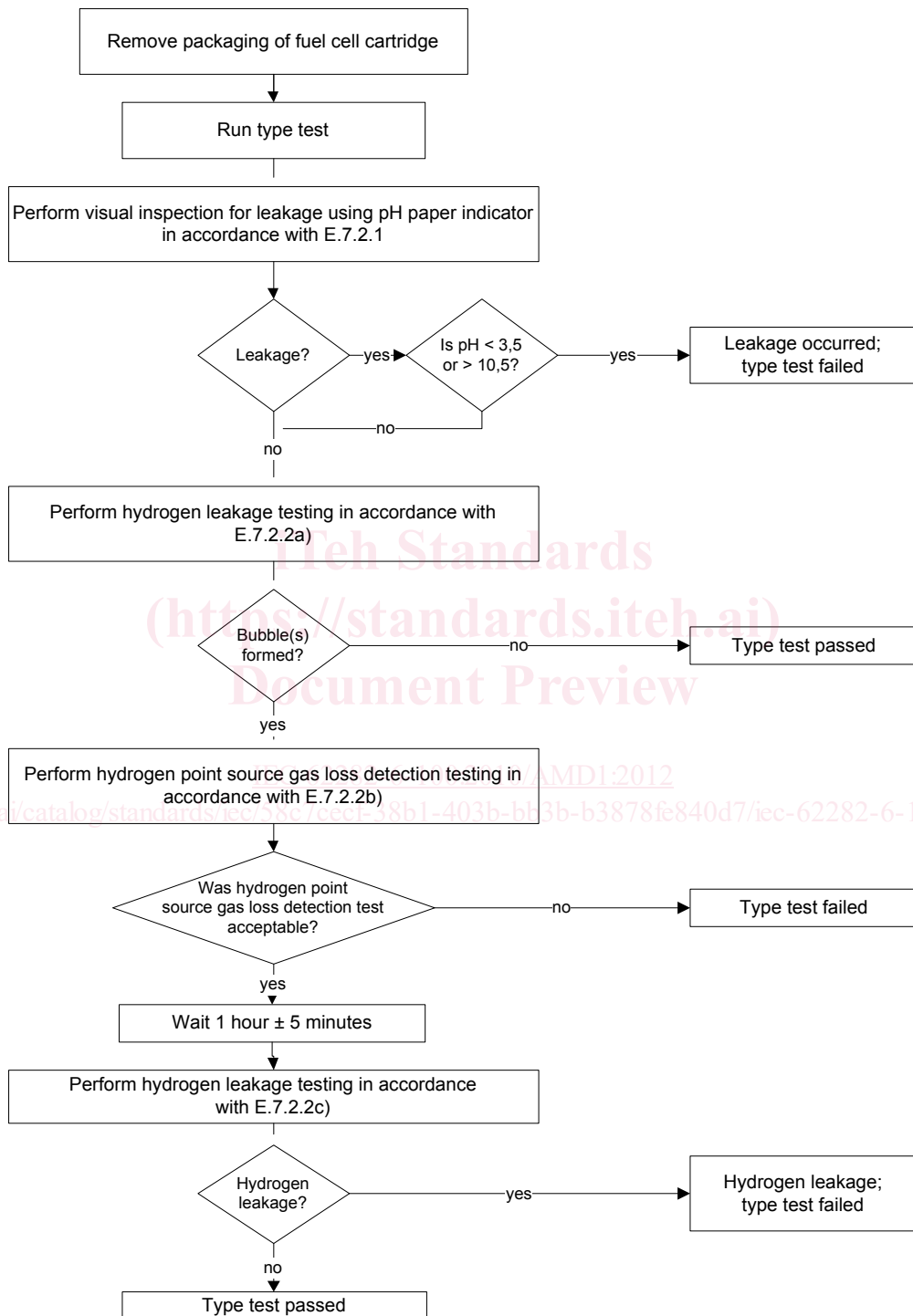


Figure E.2 – Fuel cartridge leakage and hydrogen leakage and test flow chart for vibration, drop, compressive loading – Replaces Figure 2

Figure E.3 – Fuel cartridge leakage and mass loss test flow chart for temperature cycling test and high temperature exposure test – Replaces Figure 3

Replace the existing Figure E.3, together with its title, with the following:

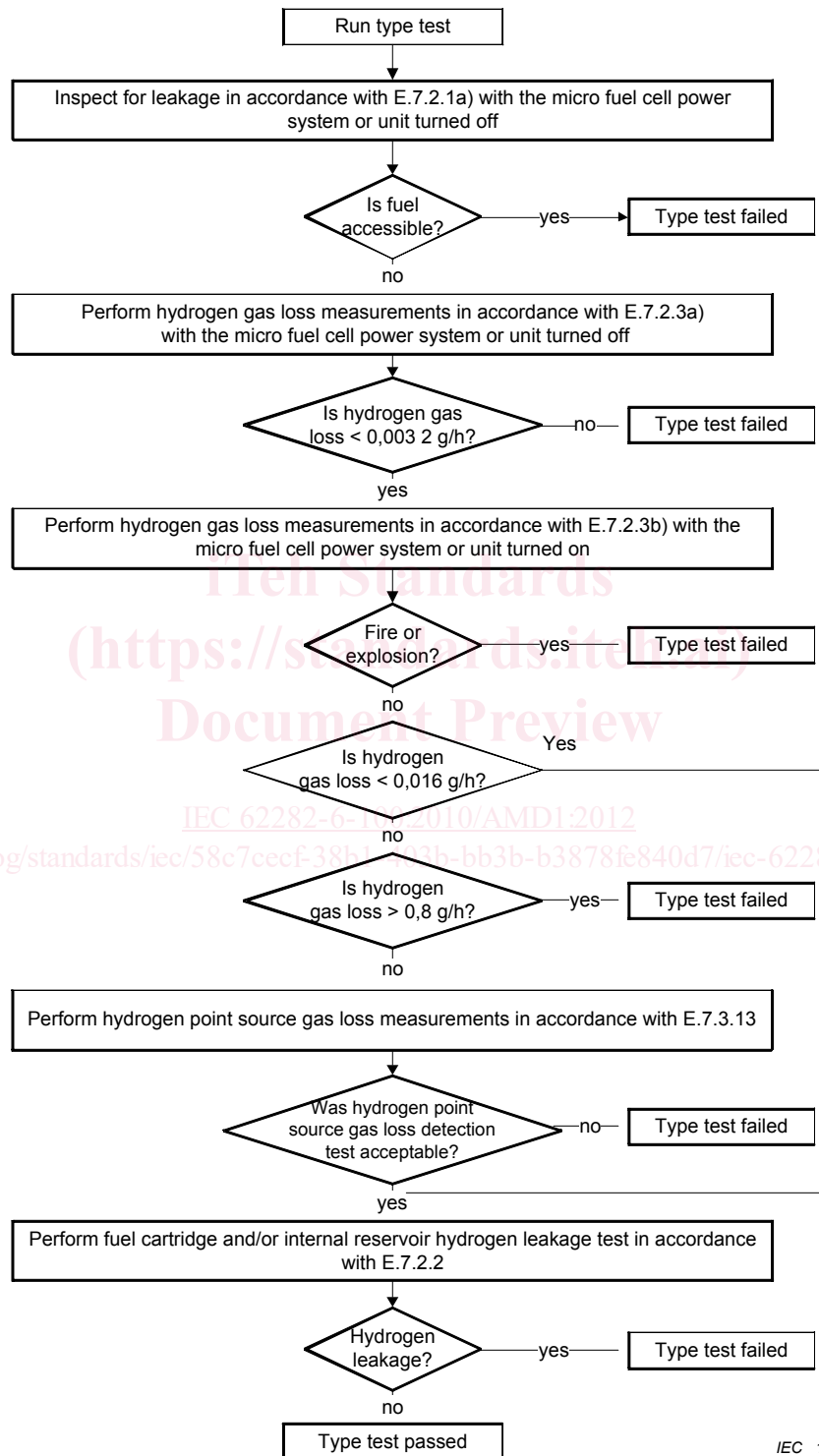


IEC 1875/12

Figure E.3 – Fuel cartridge leakage and hydrogen leakage test flow chart for temperature cycling test and high temperature exposure test – Replaces Figure 3

Figure E.4 – Micro fuel cell power system or micro fuel cell power unit leakage and mass loss test flow chart for pressure differential, vibration, temperature cycling, drop and compressive loading tests – Replaces Figure 4

Replace, the existing Figure E.4, together with its title, with the following:



IEC 1876/12

Figure E.4 – Micro fuel cell power system or micro fuel cell power unit leakage and hydrogen gas loss test flow chart for pressure differential, vibration, temperature cycling, drop and compressive loading tests – Replaces Figure 4

Figure E.5 – Micro fuel cell power system or micro fuel cell power unit leakage and mass loss test flow chart for external short-circuit test – Replaces Figure 5

Replace, the existing Figure E.5, together with its title, with the following:

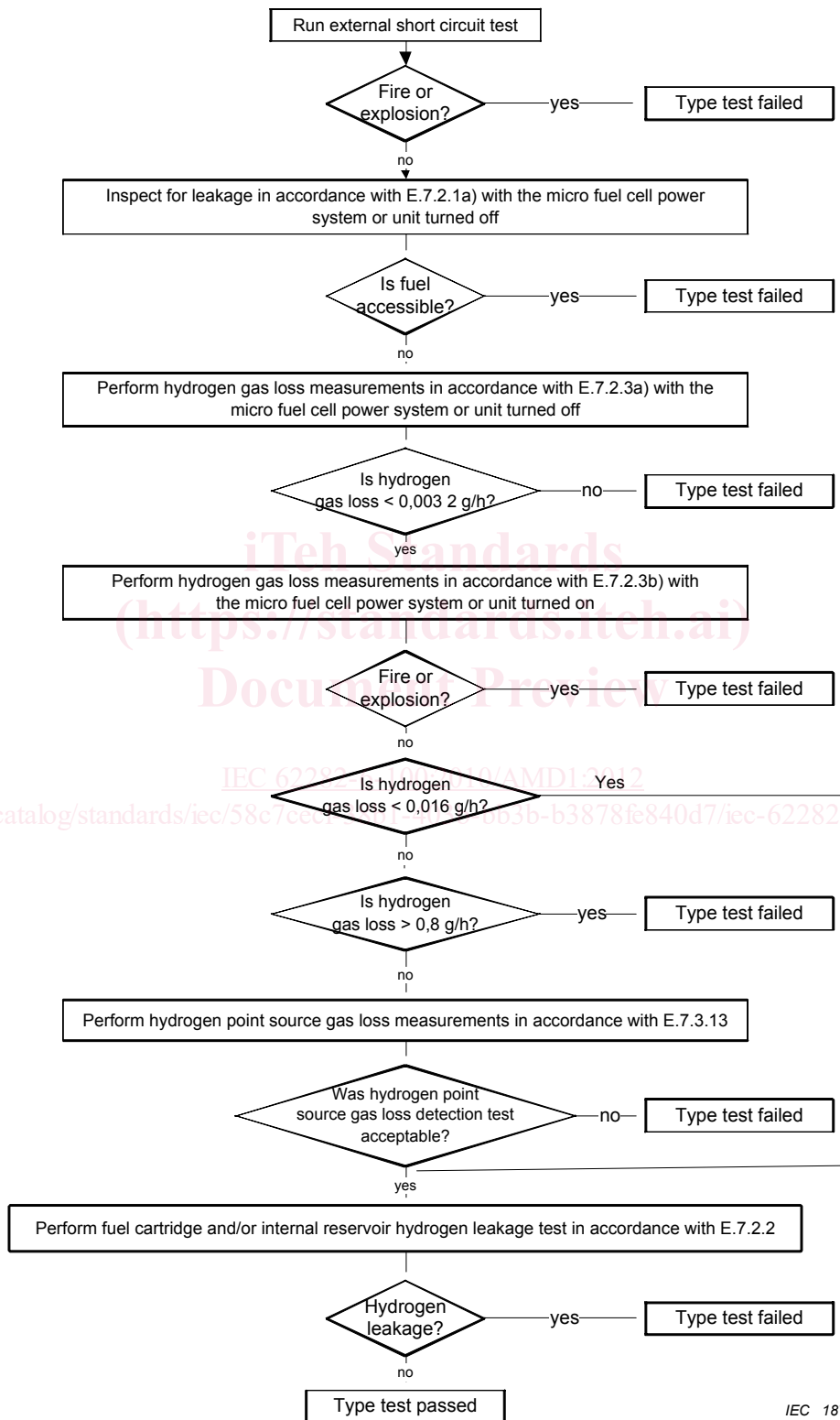


Figure E.5 – Micro fuel cell power system or micro fuel cell power unit leakage and hydrogen gas loss test flow chart for external short-circuit test – Replaces Figure 5

Figure E.6 – Micro fuel cell power system or micro fuel cell power unit leakage and mass loss test flow chart for 68 kPa low external pressure test – Replaces Figure 6

Replace, in the title of Figure E.6, the word “mass” with “hydrogen gas”.

Figure E.7 – Micro fuel cell power system or micro fuel cell power unit leakage and mass loss test flow chart for 11,6 kPa low external pressure test – Replaces Figure 7

Replace, in the title of Figure E.7, the word “mass” with “hydrogen gas”.

E.7.3.1.3 Fuel cartridge low external pressure test

Replace, under item c), the existing text of point 5) with the following new text:

- 5) Check for hydrogen leakage as described in E.7.2.2. See Figure E.16.

Replace the existing text of item d) with the following new text:

- d) **Passing criteria:** No fire or flame at any time. No explosion at any time. No impermissible hydrogen gas loss. No leakage of Class 8 (corrosive) borohydride fuel, fuel by-products, electrolyte or liquid fuel components. Leakage of Class 8 (corrosive) borohydride fuel, fuel byproducts, electrolyte, and liquid fuel components shall be determined visually using pH indicator specified in the leakage measurement and test procedure in Subclause E.7.2.1 for the fuel cartridge and the micro fuel cell power system or unit. Hydrogen gas loss shall meet the requirements of Subclause E.7.2.3 (less than 0,0032 g/h) for the fuel cartridge and micro fuel cell power system or unit. Fire and flame shall be checked using cheesecloth, infrared camera, or other suitable methods. Hydrogen leakage shall meet the no hydrogen leakage requirements of Subclause E.7.2.2.

E.7.3.1.4.1 Micro fuel cell power system or micro fuel cell power unit 68 kPa low external pressure test

Replace, under item c), the existing text of point 3) with the following new text:

- 3) For the micro fuel cell power system or unit, perform hydrogen gas loss measurements in accordance with E.7.2.3 (including emission testing in accordance with E.7.3.12). See B.7.3.1.3 for alternative methods to measure and calculate impermissible hydrogen gas loss during step 2.

E.7.3.1.4.2 Micro fuel cell power system or micro fuel cell power unit 11,6 kPa low external pressure test

Replace, under item c), the existing text of point 3) with the following new text:

- 3) For the micro fuel cell power system or unit, perform hydrogen gas loss measurements in accordance with E.7.2.3 (including emission testing in accordance with E.7.3.12). See B.7.3.1.4 for alternative methods to measure and calculate impermissible hydrogen gas loss during step 2.

E.7.3.2 Vibration test

Replace, under item c), the existing text of point 6) with the following new text:

- 6) Perform the following leakage tests:
 - i) For the fuel cartridge, perform leakage tests in accordance with E.7.2.1, hydrogen leakage measurements in accordance with E.7.2.2. See Figure E.2.
 - ii) For the micro fuel cell power system or unit, perform visual inspection for leakage using pH paper in accordance with E.7.2.1a, and then perform hydrogen gas loss

testing in accordance with E.7.2.3 (including emission testing in accordance with E.7.3.12). See Figure E.4.

- iii) If the micro fuel cell power system or unit contains a fuel cartridge perform hydrogen leakage measurements in accordance with E.7.2.2.
- iv) If the micro fuel cell power system or unit contains an internal reservoir that contains hydrogen gas above ambient pressure, hydrogen leakage shall be checked following E.7.3.3, in accordance with E.7.3.3 c) 9(iii).

Replace the existing text of item d) with the following new text:

- d) **Passing criteria:** No fire or flame at any time. No explosion at any time. No hydrogen leakage. No leakage of Class 8 (corrosive) borohydride fuel, fuel by-products, electrolyte or liquid fuel components. Leakage of Class 8 (corrosive) borohydride fuel, fuel byproducts, electrolyte, and liquid fuel components shall be determined visually using pH indicator specified in the leakage measurement and test procedure in Subclause E.7.2.1 for the fuel cartridge and the micro fuel cell power system or unit. Hydrogen leakage shall meet the no hydrogen leakage requirements of Subclause E.7.2.2 for the fuel cartridge and micro fuel cell power system or unit. Fire and flame shall be checked using cheesecloth, infrared camera, or other suitable methods. Explosion shall be checked visually to verify that there is no disturbance to the micro fuel cell power system/unit. Emissions shall meet the passing criteria in E.7.3.12. If the micro fuel cell power system/unit does not operate but emissions do not exceed the limits of E.7.3.12, the emission test is acceptable.

E.7.3.3 Temperature cycling test

Replace, under item c), the existing text of points 9) and 10) with the following new text:

- 9) Perform the following leakage tests:
 - i) For the fuel cartridge, perform leakage tests in accordance with E.7.2.1, hydrogen leakage measurements in accordance with E.7.2.2. See Figure E.3.
 - ii) For the micro fuel cell power system or unit, perform visual inspection for leakage using pH paper in accordance with E.7.2.1a, and then perform hydrogen gas loss testing in accordance with E.7.2.3 (including emission testing in accordance with E.7.3.12). See Figure E.4.
 - iii) If the micro fuel cell power system or unit contains a fuel cartridge or an internal reservoir that contains hydrogen gas above ambient pressure, perform hydrogen leakage measurements in accordance with E.7.2.2.

Replace the existing text of item d) with the following new text:

- d) **Passing criteria:** No fire or flame at any time. No explosion at any time. No hydrogen leakage. No leakage of Class 8 (corrosive) borohydride fuel, fuel by-products, electrolyte or liquid fuel components. Leakage of Class 8 (corrosive) borohydride fuel, fuel byproducts, electrolyte, and liquid fuel components shall be determined visually using pH indicator as specified in the leakage measurement and test procedure in Subclause E.7.2.1 for the fuel cartridge and the micro fuel cell power system or unit. Hydrogen leakage shall meet the no hydrogen leakage requirements of Subclause E.7.2.2 for the fuel cartridge and the micro fuel cell power system or unit. Fire and flame shall be checked using cheesecloth, infrared camera, or other suitable methods. Explosion shall be checked visually to verify that there is no disturbance to the micro fuel cell power system/unit. Emissions shall meet the passing criteria in E.7.3.12. If the micro fuel cell power system/unit does not operate but emissions do not exceed the limits of E.7.3.12, the emission test is acceptable.

E.7.3.4 High temperature exposure test

Add, under item c), at the end of point 4), the following new text: