
**Packaging — Pictorial marking for handling
of goods**

*Emballages — Marquages graphiques relatifs à la manutention des
marchandises*

iTeh STANDARD PREVIEW
(standards.iteh.ai)

ISO 780:1997

<https://standards.iteh.ai/catalog/standards/sist/4dc9a340-ca93-4c53-9a0e-c7c29489fd99/iso-780-1997>



Foreword

ISO (the International Organization for Standardization) is a worldwide federation of national standards bodies (ISO member bodies). The work of preparing International Standards is normally carried out through ISO technical committees. Each member body interested in a subject for which a technical committee has been established has the right to be represented on that committee. International organizations, governmental and non-governmental, in liaison with ISO, also take part in the work. ISO collaborates closely with the International Electrotechnical Commission (IEC) on all matters of electrotechnical standardization.

Draft International Standards adopted by the technical committees are circulated to the member bodies for voting. Publication as an International Standard requires approval by at least 75 % of the member bodies casting a vote.

International Standard ISO 780 was prepared by Technical Committee ISO/TC 122, *Packaging*.

This fourth edition cancels and replaces the third edition (ISO 780:1985), which has been technically revised.

Annex A of this international Standard is for information only.

iTeh STANDARD PREVIEW (standards.iteh.ai)

ISO 780:1997

<https://standards.iteh.ai/catalog/standards/sist/4dc9a340-ca93-4c53-9a0e-c7c29489fd99/iso-780-1997>

© ISO 1997

All rights reserved. Unless otherwise specified, no part of this publication may be reproduced or utilized in any form or by any means, electronic or mechanical, including photocopying and microfilm, without permission in writing from the publisher.

International Organization for Standardization
Case Postale 56 • CH-1211 Genève 20 • Switzerland
Internet central@iso.ch
X.400 c=ch; a=400net; p=iso; o=isocs; s=central

Printed in Switzerland

Introduction

Packages are often marked with handling instructions in the language of the country of origin. While this may safeguard the consignment to some extent, it is of little value for goods consigned to, or through, countries using different languages, and of no value at all if people handling the packages are illiterate.

Pictorial symbols offer the best possibility of conveying the consignor's intention and their adoption will, therefore, undoubtedly reduce loss and damage through incorrect handling.

The symbols specified are in accordance with the rules of ISO/TC 145, *Graphical symbols*.

The use of pictorial symbols does not provide any guarantee of satisfactory handling; proper protective packaging is therefore of primary importance.

iTeh STANDARD PREVIEW (standards.iteh.ai)

ISO 780:1997

<https://standards.iteh.ai/catalog/standards/sist/4dc9a340-ca93-4c53-9a0e-c7c29489fd99/iso-780-1997>

iTeh STANDARD PREVIEW
(standards.iteh.ai)

ISO 780:1997

<https://standards.iteh.ai/catalog/standards/sist/4dc9a340-ca93-4c53-9a0e-c7c29489fd99/iso-780-1997>

Packaging — Pictorial marking for handling goods

1 Scope

This International Standard specifies a set of symbols conventionally used for marking of transport packages in their physical distribution chain to convey handling instructions. The symbols should be used only when necessary.

This International Standard is applicable to packages containing any kind of goods, but does not include instructions specific to the handling of dangerous goods.

2 Symbols

2.1 Display of symbols

Symbols should preferably be stencilled directly on the package or may appear on a label. It is recommended that the symbols be painted, printed or otherwise reproduced as specified in this International Standard. They need not be framed by border lines.

The graphical design of each symbol shall have only one meaning; symbols are purposely designed so that they can also be stencilled without changing the graphics.

2.2 Colour of symbols

The colour used for symbols shall be black.

If the colour of the package is such that the black symbol would not show clearly, a panel of a suitable contrasting colour, preferably white, shall be provided as a background.

Care shall be taken to avoid the use of colours which could result in confusion with the labelling of dangerous goods. The use of red, orange or yellow shall be avoided unless regional or national regulations require such use.

2.3 Size of symbols

For normal purposes the overall height of the symbols shall be 100 mm, 150 mm or 200 mm.

The size or shape of the package may, however, necessitate use of larger or smaller sizes for the symbols.

2.4 Number, location and position of symbols

2.4.1 The number of identical symbols to be used for any one package depends on its size and shape.

For symbols No. 1, 3, 7, 11 and 16 (see table 1), the following rules shall be applied.

- a) **Symbol No. 1**, "Fragile", shall be shown near the left-hand upper corner on all four upright sides of the packages (see example of application under No. 1 in table 1).

- b) **Symbol No. 3**, “This way up”, shall appear in the same position as required for symbol No. 1 [see example of a) under No. 3 in table 1]. Where both symbols are required, symbol No. 3 shall appear nearer to the corner [see example of application b) under No. 3 in table 1].
- c) **Symbol No. 7**, Where possible, “Centre of gravity” shall be placed on all six sides but at least on the four lateral sides relating to the actual location of the centre of gravity (see example of application under No. 7 in table 1).
- d) **Symbol No. 11**, “Clamp as indicated”.

- 1) Only appropriately marked packages should be handled by clamps.
- 2) The symbol shall be positioned on two opposite faces of the package so that it is in the visual range of the clamp truck operator when approaching to carry out operation.

The symbol shall not be marked on those faces of the package intended to be gripped by the clamps.

- e) **Symbol No. 16**, “Sling here”, shall be placed on at least two opposite faces of the package (see example of application under No. 16 in table 1).

2.4.2 When transport packages are formed into a unit load, symbols shall be located so as to ensure they are visible [see example of application c) under No. 3 in table 1].

2.4.3 Particular attention shall be paid to the correct application of the symbols, as faulty application may lead to misinterpretation.


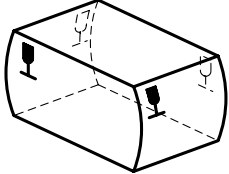

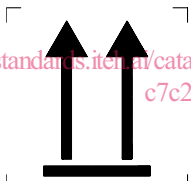
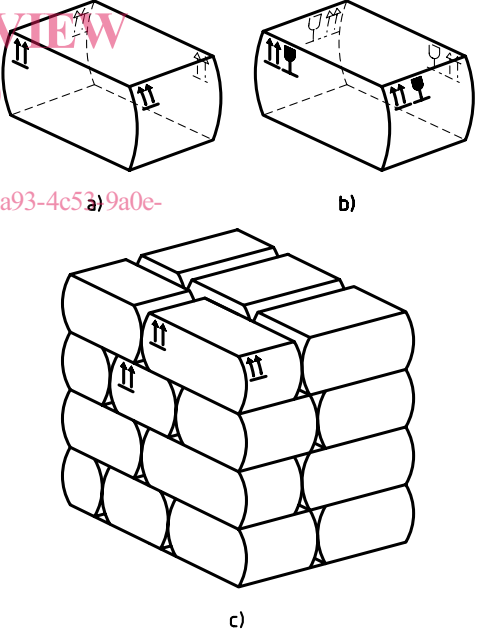

Symbols No. 7 and No. 16 shall be applied in their correct respective positions and in appropriate respective places in order to convey the meaning clearly and fully.

2.4.4 In symbol No. 14, “Stacking limitations by number”, n indicates the maximum number of packages stacked.

3 Handling instructions

Handling instructions shall be indicated on transport packages by using the corresponding symbols given in table 1.

Table 1

No.	Instruction/ Information	Symbol	Meaning	Reference/Remarks
1	FRAGILE		Contents of the transport package are fragile therefore it shall be handled with care.	ISO 7000, No. 0621 Example of application: 
2	USE NO HAND HOOKS		Hooks are prohibited for handling the transport package.	ISO 7000, No. 0622
			Indicates correct upright position of the transport package.	ISO 7000, No. 0623 Example of application: 
4	KEEP AWAY FROM SUNLIGHT		Transport package shall not be exposed to sunlight.	ISO 7000, No. 0624

iTeh STANDARD PREVIEW
(standards.iteh.ai)

ISO 780:1997
<https://standards.iteh.ai/catalog/standards/sist/4dc9a340-ca93-4c53-9a0e-c7c29489fd99/iso-780-1997>

Table 1 — (Continued)




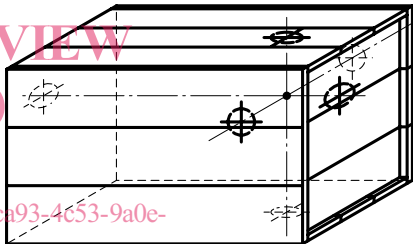
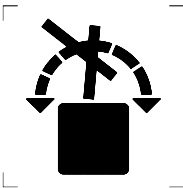




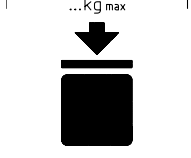


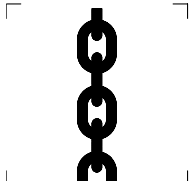
No.	Instruction/ Information	Symbol	Meaning	Reference/Remarks
5	PROTECT FROM RADIOACTIVE SOURCES		Contents of the package may deteriorate or may be rendered totally unusable by penetrating radiation.	ISO 7000, No. 2401
6	KEEP AWAY FROM RAIN		Transport package shall be kept away from rain.	ISO 7000, No. 0626
			Indicates the centre of gravity of the transport package which will be handled as a single unit.	See 2.4.1 and 2.4.3 ISO 7000, No. 0627 Example of application: 
8	DO NOT ROLL		Transport package shall not be rolled.	ISO 7000, No. 2405
			Hand trucks shall not be placed on this side when handling the transport package.	ISO 7000, No. 0629
			Transport package should not be handled by forklift trucks.	ISO 7000, No. 2406

Table 1 — (Continued)

No.	Instruction/Information	Symbol	Meaning	Reference/Remarks
11	CLAMP AS INDICATED		Clamps shall be placed on the sides indicated for handling the transport package.	See 2.4.1 ISO 7000, No. 0631
			Transport package should not be handled by the clamps on the sides indicated.	ISO 7000, No. 2404
			Indicates the maximum stacking load permitted on the transport package.	ISO 7000, No. 0630
			Maximum number of identical packages which may be stacked on one another, where "n" is the limiting number.	See 2.4.4 ISO 7000, No. 2403
			Stacking of the transport package is not allowed and no load should be placed on the transport package.	ISO 7000, No. 2402
			Slings shall be placed where indicated for lifting the transport package.	See 2.4.1 and 2.4.3 ISO 7000, No. 0625 Example of application: 