

INTERNATIONAL STANDARD

NORME INTERNATIONALE



Lamps for road vehicles – Dimensional, electrical and luminous requirements

Lampes pour véhicules routiers – Exigences dimensionnelles, électriques et lumineuses

IEC 60809:2014

<https://standards.iteh.ai/en/standards/iec/7616b29d-6314-4599-ab1f-563624583855/iec-60809-2014>



THIS PUBLICATION IS COPYRIGHT PROTECTED
Copyright © 2017 IEC, Geneva, Switzerland

All rights reserved. Unless otherwise specified, no part of this publication may be reproduced or utilized in any form or by any means, electronic or mechanical, including photocopying and microfilm, without permission in writing from either IEC or IEC's member National Committee in the country of the requester. If you have any questions about IEC copyright or have an enquiry about obtaining additional rights to this publication, please contact the address below or your local IEC member National Committee for further information.

Droits de reproduction réservés. Sauf indication contraire, aucune partie de cette publication ne peut être reproduite ni utilisée sous quelque forme que ce soit et par aucun procédé, électronique ou mécanique, y compris la photocopie et les microfilms, sans l'accord écrit de l'IEC ou du Comité national de l'IEC du pays du demandeur. Si vous avez des questions sur le copyright de l'IEC ou si vous désirez obtenir des droits supplémentaires sur cette publication, utilisez les coordonnées ci-après ou contactez le Comité national de l'IEC de votre pays de résidence.

IEC Central Office
3, rue de Varembe
CH-1211 Geneva 20
Switzerland

Tel.: +41 22 919 02 11
Fax: +41 22 919 03 00
info@iec.ch
www.iec.ch

About the IEC

The International Electrotechnical Commission (IEC) is the leading global organization that prepares and publishes International Standards for all electrical, electronic and related technologies

About IEC publications

The technical content of IEC publications is kept under constant review by the IEC. Please make sure that you have the latest edition, a corrigenda or an amendment might have been published.

IEC Catalogue - webstore.iec.ch/catalogue

The stand-alone application for consulting the entire bibliographical information on IEC International Standards, Technical Specifications, Technical Reports and other documents. Available for PC, Mac OS, Android Tablets and iPad.

IEC publications search - www.iec.ch/searchpub

The advanced search enables to find IEC publications by a variety of criteria (reference number, text, technical committee,...). It also gives information on projects, replaced and withdrawn publications.

IEC Just Published - webstore.iec.ch/justpublished

Stay up to date on all new IEC publications. Just Published details all new publications released. Available online and also once a month by email.

Electropedia - www.electropedia.org

The world's leading online dictionary of electronic and electrical terms containing 20 000 terms and definitions in English and French, with equivalent terms in 16 additional languages. Also known as the International Electrotechnical Vocabulary (IEV) online.

IEC Glossary - std.iec.ch/glossary

65 000 electrotechnical terminology entries in English and French extracted from the Terms and Definitions clause of IEC publications issued since 2002. Some entries have been collected from earlier publications of IEC TC 37, 77, 86 and CISPR.

IEC Customer Service Centre - webstore.iec.ch/csc

If you wish to give us your feedback on this publication or need further assistance, please contact the Customer Service Centre: csc@iec.ch.

A propos de l'IEC

La Commission Electrotechnique Internationale (IEC) est la première organisation mondiale qui élabore et publie des Normes internationales pour tout ce qui a trait à l'électricité, à l'électronique et aux technologies apparentées.

A propos des publications IEC

Le contenu technique des publications IEC est constamment revu. Veuillez vous assurer que vous possédez l'édition la plus récente, un corrigendum ou amendement peut avoir été publié.

Catalogue IEC - webstore.iec.ch/catalogue

Application autonome pour consulter tous les renseignements bibliographiques sur les Normes internationales, Spécifications techniques, Rapports techniques et autres documents de l'IEC. Disponible pour PC, Mac OS, tablettes Android et iPad.

Recherche de publications IEC - www.iec.ch/searchpub

La recherche avancée permet de trouver des publications IEC en utilisant différents critères (numéro de référence, texte, comité d'études,...). Elle donne aussi des informations sur les projets et les publications remplacées ou retirées.

IEC Just Published - webstore.iec.ch/justpublished

Restez informé sur les nouvelles publications IEC. Just Published détaille les nouvelles publications parues. Disponible en ligne et aussi une fois par mois par email.

Electropedia - www.electropedia.org

Le premier dictionnaire en ligne de termes électroniques et électriques. Il contient 20 000 termes et définitions en anglais et en français, ainsi que les termes équivalents dans 16 langues additionnelles. Egalement appelé Vocabulaire Electrotechnique International (IEV) en ligne.

Glossaire IEC - std.iec.ch/glossary

65 000 entrées terminologiques électrotechniques, en anglais et en français, extraites des articles Termes et Définitions des publications IEC parues depuis 2002. Plus certaines entrées antérieures extraites des publications des CE 37, 77, 86 et CISPR de l'IEC.

Service Clients - webstore.iec.ch/csc

Si vous désirez nous donner des commentaires sur cette publication ou si vous avez des questions contactez-nous: csc@iec.ch.

INTERNATIONAL STANDARD

NORME INTERNATIONALE



Lamps for road vehicles – Dimensional, electrical and luminous requirements

Lampes pour véhicules routiers – Exigences dimensionnelles, électriques et lumineuses

<https://standards.iteh.ai/en/standards/iec/60809:2014>
<https://standards.iteh.ai/en/standards/iec/2616b29d-6314-4599-ab1f-563624583855/iec-60809-2014>

INTERNATIONAL
ELECTROTECHNICAL
COMMISSION

COMMISSION
ELECTROTECHNIQUE
INTERNATIONALE

ICS 29.140.20; 43.040.20

ISBN 978-2-8322-4183-7

**Warning! Make sure that you obtained this publication from an authorized distributor.
Attention! Veuillez vous assurer que vous avez obtenu cette publication via un distributeur agréé.**

Withdrawn

iTech Standards
(<https://standards.iteh.ai>)
Document Preview

IEC 60809:2014

<https://standards.iteh.ai/catalog/standards/iec/3616b29d-6314-4599-ab1f-563624583855/iec-60809-2014>

REDLINE VERSION

VERSION REDLINE



Lamps for road vehicles – Dimensional, electrical and luminous requirements

Lampes pour véhicules routiers – Exigences dimensionnelles, électriques et lumineuses

IEC 60809:2014

<https://standards.iteh.ai/catalog/standards/iec/7616b29d-6314-4599-ab1f-563624583855/iec-60809-2014>

INTERNATIONAL ELECTROTECHNICAL COMMISSION

IEC 60809
Edition 3.0 2014-12

**LAMPS FOR ROAD VEHICLES –
DIMENSIONAL, ELECTRICAL AND LUMINOUS REQUIREMENTS**

INTERPRETATION SHEET 1

This interpretation sheet has been prepared by subcommittee 34A: Lamps, of IEC technical committee 34: Lamps and related equipment.

The text of this interpretation sheet is based on the following documents:

ISH	Report on voting
34A/2007/ISH	34A/2017/RVD

Full information on the voting for the approval of this interpretation sheet can be found in the report on voting indicated in the above table.

IMPORTANT – The 'colour inside' logo on the cover page of this publication indicates that it contains colours which are considered to be useful for the correct understanding of its contents. Users should therefore print this document using a colour printer.

Introduction (not part of the proposal)

In the Amendment 1 to Ed.3 (34A/1901/CDV voted positively), Annex E was updated to extend the method of measuring internal elements of dual filament lamps to all such categories, for instance the new category H19.

In the amendment of the current category sheet for H19 (Regulation No. 37), the distinct physical shield width B is introduced ($8,6 \pm 0,3$ mm) to ensure interchangeability of light sources as it relates to road safety (see WP.29/2016/111; to become Resolution [R.E.5] on the common specification of light source categories). In the category sheet for H19 reference is made to Annex E of IEC 60809:2014 for the method of measurement of the internal elements.

See in Figure 1 an extract from WP.29/2016/111.

Practical measurement set-ups use optical vision-systems like a projection system to determine the dimensions of the internal elements.

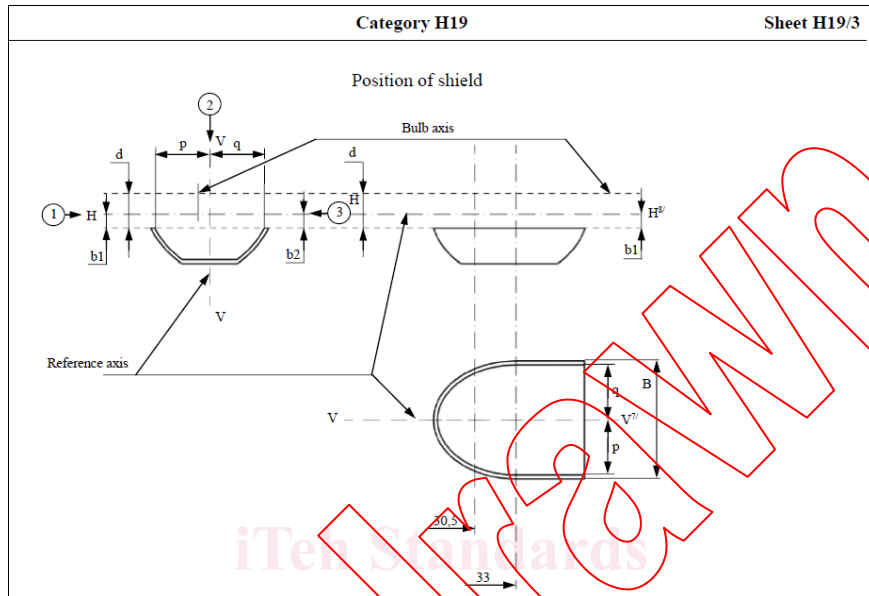


Figure 1 – Category sheet for H19

Problem statement:

When using the above mentioned vision system, a measurement error is introduced due to refraction and blurring (by the glass envelope), additional to the measurement uncertainty.

The effect is mainly dependent on the shield width in relation to the glass envelope diameter.

For lamp designs with a relatively small glass envelope diameter (there is only an upper limit specified), the shield gets close to the glass envelope and the effect becomes significant.

Figure 2 shows a simplified drawing of the view imaging situations of the shield, with and without the effect due to the “refractive index” of the glass envelope.

- a) Physical dimension “B” when the glass envelope is removed,
- b) Visual size of the shield width when measured through the glass envelope in direction ②, resulting in a “smaller value for “B”.
- c) Visual size of the shield width when measured through the glass envelope in direction “-②” (the opposite direction as defined in IEC 60809:2014/AMD1:2017), even show the contrary deviation from the real dimension, resulting in a “larger value for “B”.

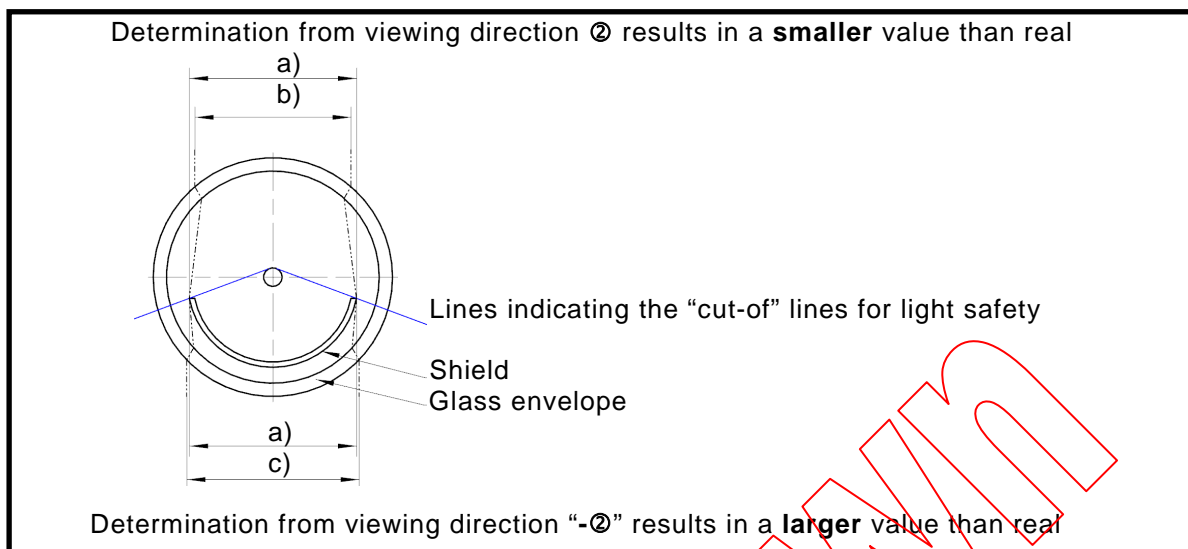


Figure 2 – Simplified drawing of the imaging situations

Proposal:

To publish an Interpretation Sheet on Clause E.5 of IEC 60809:2014/AMD1:2017, *Lamps for road vehicles – Dimensional, electrical and luminous requirements*, as follows:

INTERPRETATION SHEET

Clause E.5 of IEC 60809:2014/AMD1:2017, *Lamps for road vehicles – Dimensional, electrical and luminous requirements*

Note to MP 24 to MP 25 in Table E.1

To avoid measurement errors of the shield width B due to the refractions by the glass envelope the following options are considered:

- 1) The removal of the glass envelope.
- 2) The use of X-ray measurement.

NOTE 1 Option 1 can be used for verification.

- 3) The use of an immersion fluid inside and outside of the envelope in a rectangular glass bath ensuring the refractive index of the immersion fluid matches that of the glass envelope close enough to avoid refractions. The immersion fluid can be filled inside the envelope after removing the top of the bulb. Care shall be taken not to touch/move internal elements.

NOTE 2 Option 1 can be used for verification of the immersion fluid and the test setup.

- 4) The use of a correction factor, taking into account the optical offset and the measurement uncertainty. The verification of the correction factor for a certain lamp design shall be made according the measurement method under item “1)” i.e. after removal of the glass envelope.

NOTE 3 Option 1 can be used for verification.

Note to this interpretation sheet:

The next revision of this standard shall incorporate an improvement of the body text to eliminate the need for this interpretation sheet.

CONTENTS

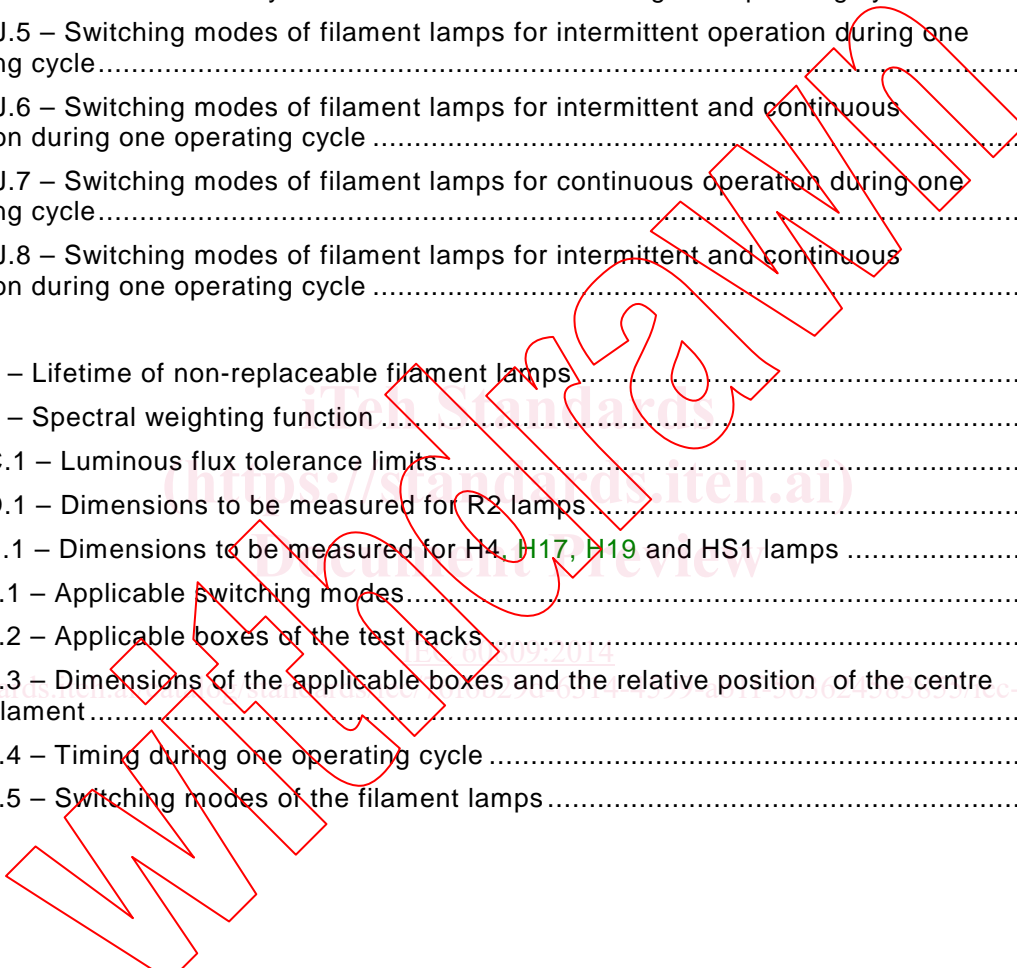
FOREWORD.....	7
1 Scope.....	9
2 Normative references.....	9
3 Terms and definitions	11
4 Requirements and test conditions for filament lamps	14
4.1 General requirements.....	14
4.2 Lamp marking	14
4.3 Bulbs	15
4.4 Colour.....	15
4.4.1 Colour of light	15
4.4.2 Colour endurance	16
4.4.3 Coated bulb	16
4.5 Lamp dimensions	17
4.6 Caps and bases	17
4.7 Initial electrical and luminous requirements	17
4.8 Check on optical quality.....	17
4.8.1 General	17
4.8.2 12 V lamps emitting white light.....	17
4.8.3 6 V and 24 V lamps emitting white light.....	17
4.8.4 Lamps emitting selective-yellow light.....	18
4.9 UV radiation	18
4.10 Standard (étalon) filament lamps.....	18
4.11 Non-replaceable filament lamps	19
4.11.1 General.....	19
4.11.2 Fixation.....	19
4.11.3 Lifetime	20
4.11.4 Colour endurance	20
4.11.5 Luminous flux and colour maintenance.....	20
4.11.6 Vibration and shock resistance.....	21
5 Requirements and test conditions for discharge lamps	21
5.1 General requirements.....	21
5.2 Lamp marking	21
5.3 Bulbs	21
5.4 Caps.....	22
5.5 Position and dimensions of electrodes, arc and black stripes	22
5.5.1 Measurements	22
5.5.2 Electrodes	22
5.5.3 Arc	22
5.5.4 Black stripes.....	22
5.6 Starting, run-up and hot-restrike characteristics.....	22
5.6.1 Starting.....	22
5.6.2 Run-up	22
5.6.3 Hot-restrike.....	23
5.6.4 Compliance.....	23
5.7 Electrical and photometric characteristics	23
5.7.1 Voltage and wattage	23

5.7.2	Luminous flux	23
5.7.3	Compliance.....	23
5.8	Colour.....	23
5.9	UV radiation	24
5.10	Standard (étalon) discharge lamps	25
6	Requirements and test conditions for LED light sources	25
6.1	General requirements.....	25
6.2	Light source marking.....	25
6.3	Optical surfaces	26
6.4	Colour of light	26
6.5	Lamp dimensions	26
6.6	Caps and bases	26
6.7	Initial electrical and photometrical requirements.....	26
6.8	Red content	26
6.9	UV radiation	26
6.10	Standard (étalon) light sources.....	26
7	Sampling and conditions of compliance.....	27
8	Lamp data sheets	27
8.1	General.....	27
8.2	List of specific lamp types	27
Annex A (normative)	Filament shape, length and position	51
A.1	General.....	51
A.2	Filaments shown as points	51
A.3	Line filaments.....	51
A.4	Coiled-coil filaments.....	51
A.5	Extreme filament turns	51
A.6	Filament extremities.....	51
A.6.1	General.....	51
A.6.2	Axial filaments.....	51
A.6.3	Transverse filaments.....	51
A.7	Determination of filament length	52
A.8	Filament offsets	52
A.9	Lateral deviation.....	52
A.10	Filament location check system (box system)	52
Annex B (normative)	Measurement method of the colour of filament lamps	55
B.1	General.....	55
B.2	Colour.....	55
B.3	Measuring directions	55
B.3.1	General	55
B.3.2	Filament lamps used in headlamps	55
B.3.3	Filament lamps used in light signalling devices	56
Annex C (normative)	Test conditions for electrical and luminous characteristics.....	57
C.1	Filament lamps.....	57
C.1.1	Ageing	57
C.1.2	Test conditions	57
C.1.3	Electrical instrumentation	57
C.1.4	Photometry	57
C.2	LED light sources.....	57

C.2.1	Test conditions	57
C.2.2	Luminous flux	57
C.2.3	Normalized luminous intensity	58
C.2.4	Colour	58
C.2.5	Power consumption	58
Annex D (normative)	Method of measuring internal elements of R2 lamps	59
D.1	General test conditions	59
D.1.1	Measurement position	59
D.1.2	Ageing	59
D.1.3	Test condition	59
D.2	Reference axis, reference plane and planes for measurements	59
D.2.1	Reference axis	59
D.2.2	Reference plane	59
D.2.3	Plane V-V	59
D.2.4	Plane H-H	59
D.2.5	Plane X-X	59
D.2.6	Plane Y1-Y1	59
D.2.7	Plane Y2-Y2	59
D.3	Viewing directions (see Figure D.1)	60
D.3.1	Viewing direction ①	60
D.3.2	Viewing direction ②	60
D.3.3	Viewing direction ③	60
D.4	Measuring points (MP)	60
D.5	Dimensions to be measured	61
Annex E (normative)	Method of measuring internal elements of H4 and HS1 lamps	64
E.1	General test conditions	64
E.1.1	Measurement position	64
E.1.2	Ageing	64
E.1.3	Test condition	64
E.2	Reference axis, reference plane and planes for measurements	64
E.2.1	Reference axis	64
E.2.2	Reference plane	64
E.2.3	Plane V-V	64
E.2.4	Plane H-H	64
E.2.5	Plane X-X	64
E.2.6	Plane Y1-Y1	64
E.2.7	Plane Y2-Y2	65
E.2.8	Plane Y3-Y3	65
E.2.9	Plane Y4-Y4	65
E.2.10	Plane Y5-Y5	65
E.3	Viewing directions (see Figure E.1)	65
E.3.1	Viewing direction ①	65
E.3.2	Viewing direction ②	65
E.3.3	Viewing direction ③	65
E.3.4	Viewing direction ④	65
E.4	Measuring points (MP)	65
E.4.1	Shield and filaments (see Figure E.2)	65
E.4.2	Top obscuration (see Figure E.3)	66
E.5	Dimensions to be measured	66

Annex F (normative) Method of measuring internal elements of HB1 lamps.....	72
F.1 General test conditions.....	72
F.1.1 Measurement position.....	72
F.1.2 Ageing.....	72
F.1.3 Test condition.....	72
F.2 Dipped beam filament location.....	72
F.2.1 Horizontal location.....	72
F.2.2 Vertical location.....	72
F.2.3 Axial location.....	72
F.3 Main beam filament location.....	72
F.3.1 Horizontal location.....	72
F.3.2 Vertical location.....	72
F.3.3 Axial location.....	73
Annex G (informative) Optical set-up for the measurement of the position and form of the arc and of the position of the electrodes of discharge lamps.....	74
Annex H (normative) Measurement method of electrical and photometric characteristics of discharge lamps.....	75
H.1 General.....	75
H.2 Ballast.....	75
H.3 Burning position.....	75
H.4 Ageing.....	75
H.5 Supply voltage.....	75
H.6 Starting test.....	75
H.7 Run-up test.....	75
H.8 Hot restrike test.....	76
H.9 Electrical and photometric test.....	76
H.10 Colour.....	76
Annex I (informative) Overview of lamp types and their applications.....	77
Annex J (normative) Test conditions for colour endurance measurements.....	79
J.1 General.....	79
J.2 Calibration and ageing.....	79
J.3 Test voltage.....	80
J.4 Operating position.....	80
J.5 Test rack.....	80
J.6 Operating cycles.....	80
J.7 Closure.....	83
Figure A.1 – Determination of apexes, filament length and filament offsets (A and B).....	53
Figure A.2 – Determination of filament centre.....	53
Figure A.3 – Determination of lateral deviations (A and B) and tolerance on the light centre length (C).....	54
Figure B.1 – Positions of the colorimetric receiver when measuring lamps used in headlamps.....	56
Figure B.2 – Positions of the colorimetric receiver when measuring lamps used in light signalling devices.....	56
Figure D.1 – Viewing directions, seen from the top of the lamp.....	62
Figure D.2 – Position of measuring points of R2 lamps.....	63
Figure E.1 – Viewing directions, seen from the top of the lamp.....	68

Figure E.2 – Position of measuring points of H4, H17, H19 and HS1 lamps.....	70
Figure E.3 – Top obscuration	71
Figure F.1 – Side view, view from ③ ^{ab}	73
Figure F.2 – Plan view, view from ④ ^a	73
Figure G.1 – Optical system	74
Figure J.1 – Side view of box.....	80
Figure J.2 – Front view of box	80
Figure J.3 – Temperature in the climate chamber during one operating cycle	81
Figure J.4 – Relative humidity in the climate chamber during one operating cycle	81
Figure J.5 – Switching modes of filament lamps for intermittent operation during one operating cycle.....	82
Figure J.6 – Switching modes of filament lamps for intermittent and continuous operation during one operating cycle	82
Figure J.7 – Switching modes of filament lamps for continuous operation during one operating cycle.....	83
Figure J.8 – Switching modes of filament lamps for intermittent and continuous operation during one operating cycle	83
Table 1 – Lifetime of non-replaceable filament lamps.....	20
Table 2 – Spectral weighting function	25
Table C.1 – Luminous flux tolerance limits.....	58
Table D.1 – Dimensions to be measured for R2 lamps.....	61
Table E.1 – Dimensions to be measured for H4, H17, H19 and HS1 lamps	67
Table J.1 – Applicable switching modes.....	79
Table J.2 – Applicable boxes of the test racks	79
Table J.3 – Dimensions of the applicable boxes and the relative position of the centre of the filament	80
Table J.4 – Timing during one operating cycle	81
Table J.5 – Switching modes of the filament lamps.....	82



<https://standards.iteh.ai/> IEC 60809:2014

INTERNATIONAL ELECTROTECHNICAL COMMISSION

LAMPS FOR ROAD VEHICLES – DIMENSIONAL, ELECTRICAL AND LUMINOUS REQUIREMENTS

FOREWORD

- 1) The International Electrotechnical Commission (IEC) is a worldwide organization for standardization comprising all national electrotechnical committees (IEC National Committees). The object of IEC is to promote international co-operation on all questions concerning standardization in the electrical and electronic fields. To this end and in addition to other activities, IEC publishes International Standards, Technical Specifications, Technical Reports, Publicly Available Specifications (PAS) and Guides (hereafter referred to as “IEC Publication(s)”). Their preparation is entrusted to technical committees; any IEC National Committee interested in the subject dealt with may participate in this preparatory work. International, governmental and non-governmental organizations liaising with the IEC also participate in this preparation. IEC collaborates closely with the International Organization for Standardization (ISO) in accordance with conditions determined by agreement between the two organizations.
- 2) The formal decisions or agreements of IEC on technical matters express, as nearly as possible, an international consensus of opinion on the relevant subjects since each technical committee has representation from all interested IEC National Committees.
- 3) IEC Publications have the form of recommendations for international use and are accepted by IEC National Committees in that sense. While all reasonable efforts are made to ensure that the technical content of IEC Publications is accurate, IEC cannot be held responsible for the way in which they are used or for any misinterpretation by any end user.
- 4) In order to promote international uniformity, IEC National Committees undertake to apply IEC Publications transparently to the maximum extent possible in their national and regional publications. Any divergence between any IEC Publication and the corresponding national or regional publication shall be clearly indicated in the latter.
- 5) IEC itself does not provide any attestation of conformity. Independent certification bodies provide conformity assessment services and, in some areas, access to IEC marks of conformity. IEC is not responsible for any services carried out by independent certification bodies.
- 6) All users should ensure that they have the latest edition of this publication.
- 7) No liability shall attach to IEC or its directors, employees, servants or agents including individual experts and members of its technical committees and IEC National Committees for any personal injury, property damage or other damage of any nature whatsoever, whether direct or indirect, or for costs (including legal fees) and expenses arising out of the publication, use of, or reliance upon, this IEC Publication or any other IEC Publications.
- 8) Attention is drawn to the Normative references cited in this publication. Use of the referenced publications is indispensable for the correct application of this publication.
- 9) Attention is drawn to the possibility that some of the elements of this IEC Publication may be the subject of patent rights. IEC shall not be held responsible for identifying any or all such patent rights.

This consolidated version of the official IEC Standard and its amendment has been prepared for user convenience.

IEC 60809 edition 3.1 contains the third edition (2014-12) [documents 34A/1798/FDIS and 34A/1819/RVD], and its amendment 1 (2017-03) [documents 34A/1901/CDV and 34A/1940/RVC] and its interpretation sheet 1 (2017-07).

In this Redline version, a vertical line in the margin shows where the technical content is modified by amendment 1. Additions are in green text, deletions are in strikethrough red text. A separate Final version with all changes accepted is available in this publication.