



Standard Test Method for Characteristic Groups in Rubber Extender and Processing Oils and Other Petroleum-Derived Oils by the Clay-Gel Absorption Chromatographic Method¹

This standard is issued under the fixed designation D 2007; the number immediately following the designation indicates the year of original adoption or, in the case of revision, the year of last revision. A number in parentheses indicates the year of last reapproval. A superscript epsilon (ϵ) indicates an editorial change since the last revision or reapproval.

Paragraphs 7.5 and 7.6 were corrected, and the yeardate was changed per the Editorial Review Board in November 2002.

1. Scope

1.1 This test method covers a procedure for classifying oil samples of initial boiling point of at least 260°C (500°F) into the hydrocarbon types of polar compounds, aromatics and saturates, and recovery of representative fractions of these types. This classification is used for specification purposes in rubber extender and processing oils.

NOTE 1—See Test Method D 2226.

1.2 This test method is not directly applicable to oils of greater than 0.1 mass % pentane insolubles. Such oils can be analyzed after removal of these materials, but precision is degraded (See Appendix X1).

1.3 The values stated in SI units are to be regarded as the standard. The values given in parentheses are for information only.

1.4 *This standard does not purport to address all of the safety concerns, if any, associated with its use. It is the responsibility of the user of this standard to establish appropriate safety and health practices and determine the applicability of regulatory limitations prior to use.* Specific precaution statements are given in 6.1, Section 7, A1.4.1, and A1.5.5.

2. Referenced Documents

2.1 ASTM Standards:

- D 86 Test Method for Distillation of Petroleum Products at Atmospheric Pressure²
- D 323 Test Method for Vapor Pressure of Petroleum Products (Reid Method)²
- D 1159 Test Method for Bromine Number of Petroleum Distillates and Commercial Aliphatic Olefins by Electrometric Titration²
- D 2226 Classification for Various Types of Petroleum Oils

¹ This test method is under the jurisdiction of ASTM Committee D02 on Petroleum Products and Lubricants and is the direct responsibility of Subcommittee D02.04 on Hydrocarbon Analysis.

Current edition approved Nov. 11, 2002. Published November 2002. Originally published as D 2007–68T. Last previous edition D 2007–01a.

² *Annual Book of ASTM Standards*, Vol 05.01.

- for Rubber Compounding Use³
- D 5309 Specification for Cyclohexane 999⁴
- E 691 Practice for Conducting an Interlaboratory Study to Determine the Precision of a Test Method⁵

3. Terminology

3.1 Definitions of Terms Specific to This Standard:

3.1.1 The following terms refer to the hydrocarbon types and structural groups as measured by this test method:

3.1.1.1 *asphaltenes*, or *n-pentane insolubles*—insoluble matter that precipitates from a solution of oil in *n-pentane* under the specified conditions.

3.1.1.2 *polar compounds*—material retained on adsorbent clay after percolation of the sample in *n-pentane* eluent under the conditions specified.

3.1.1.3 *polar aromatics*—synonym for polar compounds.

3.1.1.4 *aromatics*—material that, on percolation, passes through a column of adsorbent clay in a *n-pentane* eluent but adsorbs on silica gel under the conditions specified.

3.1.1.5 *saturates*—material that, on percolation in a *n-pentane* eluent, is not adsorbed on either the clay or silica gel under the conditions specified.

4. Summary of Test Method

4.1 The sample is diluted with solvent and charged to a glass percolation column containing clay in the upper section and silica gel plus clay in the lower section. *n-Pentane* is then charged to the double column until a definite quantity of effluent has been collected. The upper (clay) section is removed from the lower section and washed further with *n-pentane*. A toluene-acetone mixture 50 to 50 by volume is then charged to the clay section for desorption and a specified volume of effluent collected. The lower (gel) column may be desorbed by recirculation of toluene.

4.2 The solvents are completely removed from the recovered *n-pentane* and the toluene-acetone fractions and the

³ *Annual Book of ASTM Standards*, Vol 09.01.

⁴ *Annual Book of ASTM Standards*, Vol 06.04.

⁵ *Annual Book of ASTM Standards*, Vol 14.02.

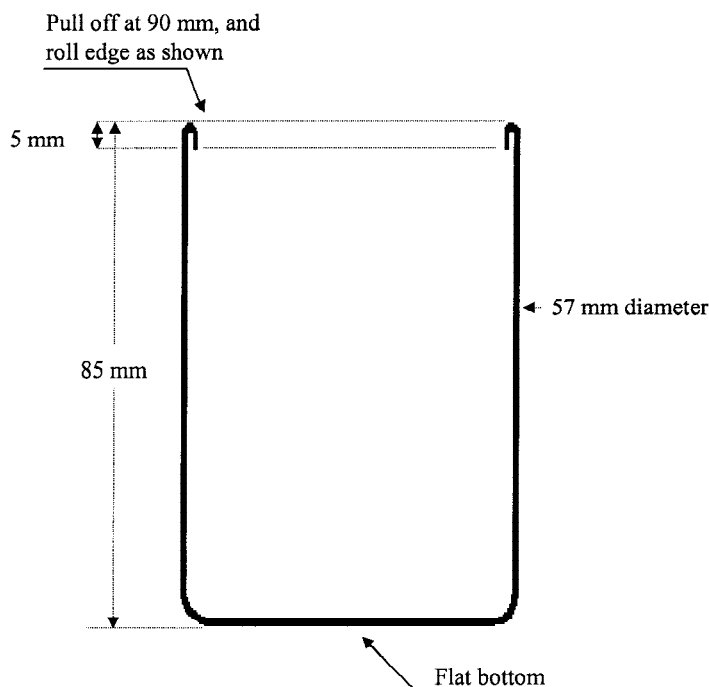


FIG. 1 Anticreep Beaker

residues are weighed and calculated as saturate and polar compounds contents. Aromatics may be calculated by difference, or measured following evaporation of the toluene used for desorption of the gel column.

4.3 When the sample contains more than 0.1 mass % of *n*-pentane insolubles, this test method cannot be used directly. The insoluble matter must be removed from the sample prior to charging to the column. A method for this removal is given as an appendix.

4.4 Alternative methods are provided (a) for recovery of aromatics from the gel column, and (b) for analysis of oil with high-polar content.

5. Significance and Use

5.1 The composition of the oil included in rubber compounds has a large effect on the characteristics and uses of the compounds. The determination of the saturates, aromatics, and polar compounds is a key analysis of this composition.

5.2 The determination of the saturates, aromatics, and polar compounds and further analysis of the fractions produced is often used as a research method to aid understanding of oil effects in rubber and other uses.

6. Apparatus

6.1 *Beakers, Anticreep*, 150-mL capacity, as illustrated in Fig. 1. (**Warning**—Beakers should be examined for sharp edges and fire polished, if necessary.)

6.2 *Clay-Gel Column*, constructed as illustrated in Fig. 2.

6.3 *Conical Flasks*, (Erlenmeyer), 250-mL capacity.

6.4 *Solvent Receiver*, capable of collecting solvent, without splashing or loss of material during the analysis. A wide-mouth, graduated, 500-mL capacity Erlenmeyer flask is one such example that has been found suitable to use.

6.5 *Filter Funnel*, long stem, 125-mm diameter; for use with 185 mm ready folded, fine-texture, rapid filter paper.

6.6 *Separatory Funnel*, 500 mL.

6.7 *Hot Plate*, explosion proof, controlled to a surface temperature of 100 to 105°C.⁶

6.8 *Round Bottom Flask*, 3-necked, borosilicate, 500-mL capacity (Fig. 3).

6.9 *Condenser*, borosilicate (Fig. 3).

6.10 *Adapter Tube* with Vigreux column (Fig. 3).⁷

6.11 *Flexible Joint*, TFE-fluorocarbon and borosilicate, 24/40 T_S ground glass joints on each end.⁸

7. Reagents and Materials

7.1 *Purity of Reagents*, Reagent grade chemicals shall be used in all tests. Unless otherwise indicated, it is intended that all reagents shall conform to the specifications of the committee on Analytical Reagents of the American Chemical Society, where such specifications are available.⁹ Other grades may be used, provided it is first ascertained that the reagent is of sufficiently high purity to permit its use without lessening the accuracy of the determination.

7.2 *Acetone*, reagent grade, minimum purity. (**Warning**—Acetone is extremely flammable.)

7.3 *Calcium Chloride*, anhydrous granules.

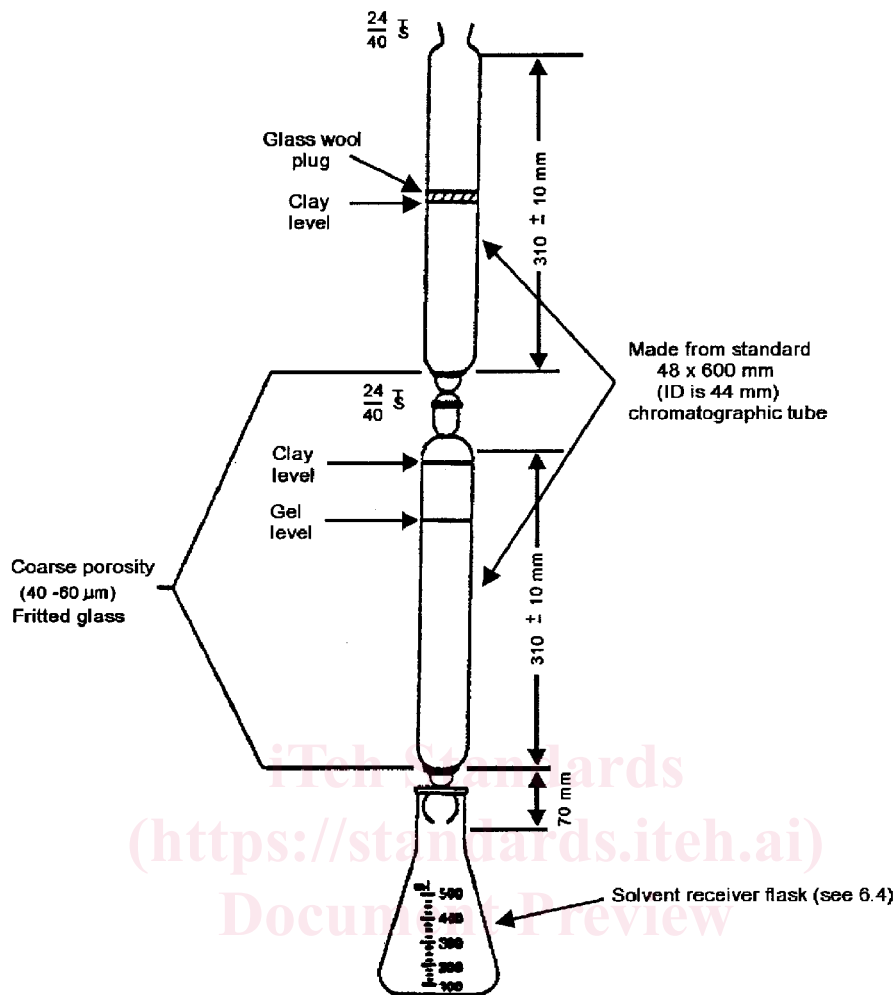
⁶ Temperatures should be uniform on the top of the hot plate. Some laboratory hot plates benefit by the inclusion of an aluminum plate, approximately 6-mm thick, included under or on top of regular plate top.

⁷ This item can be fabricated at any scientific glassblowing shop. It is also available from Owens Glass Apparatus, Inc., 128 River Road, Channelview, TX 77530.

⁸ Cole Parmer No. 6675-40 has been found suitable for this purpose.

⁹ *Reagent Chemicals, American Chemical Society Specifications*, American Chemical Society, Washington DC. For suggestions on the testing of reagents not listed by the American Chemical Society, see *Analar Standards for Laboratory Chemicals*, BDH Ltd., Poole, Dorset, U.K., and the *United States Pharmacopeia and National Formulary*, U.S. Pharmacopeial Convention, Inc. (USPC), Rockville, MD.

ASTM D 2007 - 02



NOTE 1—Check to ascertain ID is 44 mm.

FIG. 2 Clay-Gel Percolating Column

7.4 *Clay Adsorbent*, 500 to 250 μm (30 to 60 mesh) Attapulug.¹⁰ Clay quality may be determined using the azobenzene equivalence test shown in Annex A1. The azobenzene activity test measures the adsorptive characteristics of the clay. Azobenzene equivalence value should be 30 to 35. Clay outside of these limits should be discarded.

7.5 *Cyclohexane*, conforming to Specification D 5309. (Optional, see 8.1.9.) (**Warning**—Cyclohexane is extremely flammable. Harmful if inhaled.)

7.6 *Pentane*,¹¹ reagent grade minimum purity: (**Warning**—*n*-Pentane is extremely flammable. Harmful if inhaled.)

7.7 *Silica Gel*, activated, conforming to the following inspections:¹²

- Sieve analysis > 30 sieve size, 5 % (mass) maximum;
- > 50 sieve size, 45 % (mass) min
- > 100 sieve size, 80 % (mass) min
- > 200 sieve size, 94 % (mass) min

7.7.1 Gel should be activated for 4 h in an air oven at 190°C in a shallow pan.

7.8 *Toluene*, reagent grade minimum purity. (**Warning**—Toluene is flammable. Vapor harmful.)

7.9 *Toluene-Acetone Mixture* (50 to 50 by volume), mix equal volumes of toluene and acetone.

7.10 In order to obtain results that are consistent with those obtained elsewhere, it is very important that only the reagents and materials described in this section be used.

8. Procedure

8.1 Fractionation:

8.1.1 Prepare the adsorption column (Fig. 2) by placing 100 g of clay adsorbent in the upper section of the column and 200 g of silica gel plus 50 g of clay on top of the gel in the lower section (Note 4). Place a piece of glass wool (of about 25-mm loose thickness) over the top surface of the clay in the upper column to prevent agitation of the clay while charging the

¹⁰ Available from Forcoven Products, P.O. Box 1556, Humble, TX 77347-1556. Packaged in moisture resistant twinned packets of 50 and 100 g (sufficient for one determination). These packets are packed 50 sets per case. It is important that extremes of temperature be avoided on stored clay samples.

¹¹ Available from Special Products Div., Phillips Petroleum Co., Bartlesville, OK.

¹² Gel meeting these specifications is available from Forcoven Products, P.O. Box 1556, Humble, TX 77347-1556, packaged in 200 g moisture resistant packets. Sieve analysis should be checked on other sources of gel.

ASTM D 2007 - 02

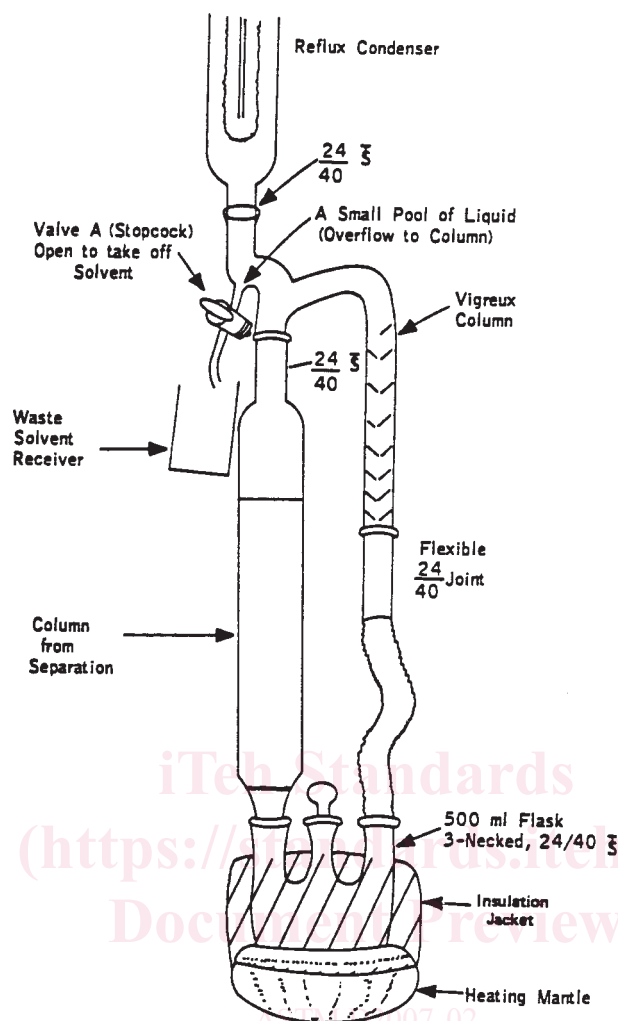


FIG. 3 Extraction Apparatus

eluent solvents. Join the columns (clay over gel) after lubricating the joint with hydrocarbon-insoluble grease. It is important that the adsorbents in each column be packed to a constant level. A minimum of ten taps with a soft rubber hammer at different points up and down and 25 taps on top of each column should be employed to achieve constant level. A suitable rubber hammer may be assembled by fastening two No. 7 or 8 rubber stoppers on one end of a small rod about 200-mm long. Use fresh adsorbents for each determination.

8.1.2 If *n*-pentane insolubles were not determined, select the appropriate sample size in accordance with the following polar content ranges, if the proper range can be anticipated; otherwise, use a 10 ± 0.5 g sample.

Polar Content Range, mass percent	Sample Size, g
0-20	10 ± 0.5
Above 20	5 ± 0.2

8.1.3 Dilute with 25 mL of *n*-pentane solvent and mix well to ensure a uniform solution of the sample. The sample should not display precipitate or flocculate at this point. If a precipitate is present *asphaltenes* may be removed by the procedure of Appendix X1, however, the precision statement no longer applies. It is important that the polar content result obtained be not greater than that for the sample size as specified above,

since the capacity of the clay for retaining polar constituents becomes limited at these concentrations. If results exceed this specification, repeat the test using a smaller sample. Partitioning between aromatics and polar compounds is affected by sample size. Results using different sample size may not be equivalent.

NOTE 2—For viscous oils, dilutions of the sample with 25 mL of cyclohexane is more convenient and does not affect the results. Cyclohexane used in this manner will not detect small quantities of *asphaltenes*, however.

8.1.4 Add 25 mL of *n*-pentane to the top of the clay portion of the assembled column and allow to percolate into the clay. As soon as nearly all of the *n*-pentane has entered the clay, charge to the column the diluted sample of 8.1.3. Wash the sample beaker (or flask) with *n*-pentane and add the washings to the column. After nearly all of this material has entered the clay, wash the walls of the column above the clay free of sample with *n*-pentane. The sample and eluent solvent can be added to the column through a 65-mm diameter, wide-stem funnel (the funnel can be left on top of the column). At no time during the run should air be allowed to enter the clay bed.

8.1.5 When nearly all of the washings have entered the clay, charge *n*-pentane to the column and maintain a head level well