

INTERNATIONAL STANDARD



Multimedia systems and equipment – Multimedia e-publishing and e-book technologies – Printing specification of texture map for auditory presentation of printed texts

IEC 62875:2015

<https://standards.iteh.ai/catalog/standards/sist/ace129ef-a676-4f81-afed-87665023571d/iec-62875-2015>



THIS PUBLICATION IS COPYRIGHT PROTECTED
Copyright © 2015 IEC, Geneva, Switzerland

All rights reserved. Unless otherwise specified, no part of this publication may be reproduced or utilized in any form or by any means, electronic or mechanical, including photocopying and microfilm, without permission in writing from either IEC or IEC's member National Committee in the country of the requester. If you have any questions about IEC copyright or have an enquiry about obtaining additional rights to this publication, please contact the address below or your local IEC member National Committee for further information.

IEC Central Office
3, rue de Varembe
CH-1211 Geneva 20
Switzerland

Tel.: +41 22 919 02 11
Fax: +41 22 919 03 00
info@iec.ch
www.iec.ch

About the IEC

The International Electrotechnical Commission (IEC) is the leading global organization that prepares and publishes International Standards for all electrical, electronic and related technologies.

About IEC publications

The technical content of IEC publications is kept under constant review by the IEC. Please make sure that you have the latest edition, a corrigenda or an amendment might have been published.

IEC Catalogue - webstore.iec.ch/catalogue

The stand-alone application for consulting the entire bibliographical information on IEC International Standards, Technical Specifications, Technical Reports and other documents. Available for PC, Mac OS, Android Tablets and iPad.

IEC publications search - www.iec.ch/searchpub

The advanced search enables to find IEC publications by a variety of criteria (reference number, text, technical committee,...). It also gives information on projects, replaced and withdrawn publications.

IEC Just Published - webstore.iec.ch/justpublished

Stay up to date on all new IEC publications. Just Published details all new publications released. Available online and also once a month by email.

Electropedia - www.electropedia.org

The world's leading online dictionary of electronic and electrical terms containing more than 30 000 terms and definitions in English and French, with equivalent terms in 15 additional languages. Also known as the International Electrotechnical Vocabulary (IEV) online.

IEC Glossary - std.iec.ch/glossary

More than 60 000 electrotechnical terminology entries in English and French extracted from the Terms and Definitions clause of IEC publications issued since 2002. Some entries have been collected from earlier publications of IEC TC 37, 77, 86 and CISPR.

IEC Customer Service Centre - webstore.iec.ch/csc

If you wish to give us your feedback on this publication or need further assistance, please contact the Customer Service Centre: csc@iec.ch.

IEC STANDARD PREVIEW
(standards.ch)

IEC 62871:2015
https://standards.iteh.ai/catalog/standards/iec/62871-2015
87665023571d/iec-62871-2015

INTERNATIONAL STANDARD



Multimedia systems and equipment – Multimedia e-publishing and e-book technologies – Printing specification of texture map for auditory presentation of printed texts

[IEC 62875:2015](https://standards.iteh.ai/catalog/standards/sist/ace129ef-a676-4f81-afed-87665023571d/iec-62875-2015)

<https://standards.iteh.ai/catalog/standards/sist/ace129ef-a676-4f81-afed-87665023571d/iec-62875-2015>

INTERNATIONAL
ELECTROTECHNICAL
COMMISSION

ICS 33.160

ISBN 978-2-8322-2271-3

Warning! Make sure that you obtained this publication from an authorized distributor.

CONTENTS

FOREWORD	3
1 Scope	5
2 Normative reference	5
3 Terms and definitions	5
4 Printing specification	6
4.1 General.....	6
4.2 Size of a texture map	6
4.3 Printing quality of a texture map.....	6
4.3.1 Printing quality.....	6
4.3.2 Sampling line.....	7
4.3.3 Quality measure	8
4.4 Location of a texture map.....	11
4.5 Location of a notch	11
Annex A (informative) Examples of visible quality of a texture map	13
Annex B (informative) Creating process of printed matter including a texture map	15
Figure 1 – Sampling lines in case of size M texture map	7
Figure 2 – Reflectance pattern of cells on scanning the sampling lines	8
Figure 3 – Length between end points of tick marks on a horizontal sampling line	9
Figure 4 – Location of a texture map	11
Figure 5 – Location of a single notch	12
Figure 6 – Location of double notches	12
Figure A.1 – Texture map with high printing quality	13
Figure A.2 – Texture map including low contrast cells and non-square cells.....	13
Figure A.3 – Texture map with low sharpness	14
Figure A.4 – Texture map processed by non-preserving data compression	14
Figure B.1 – Creating process of printed matter including a texture map	15
Table 1 – Sizes of a texture map.....	6
Table 2 – Printing quality of a texture map	7
Table 3 – Value of print contrast	8
Table 4 – Value of symmetry of cell pattern	9
Table 5 – Value of squareness.....	9
Table 6 – Value of size accuracy	10
Table 7 – Value of tick mark identification	10
Table 8 – Value of quiet zone sufficiency	10
Table 9 – Value of uselessness of error correction.....	11
Table 10 – Value of decodability	11

INTERNATIONAL ELECTROTECHNICAL COMMISSION

**MULTIMEDIA SYSTEMS AND EQUIPMENT –
MULTIMEDIA E-PUBLISHING AND E-BOOK TECHNOLOGIES –
PRINTING SPECIFICATION OF TEXTURE MAP FOR AUDITORY
PRESENTATION OF PRINTED TEXTS**

FOREWORD

- 1) The International Electrotechnical Commission (IEC) is a worldwide organization for standardization comprising all national electrotechnical committees (IEC National Committees). The object of IEC is to promote international co-operation on all questions concerning standardization in the electrical and electronic fields. To this end and in addition to other activities, IEC publishes International Standards, Technical Specifications, Technical Reports, Publicly Available Specifications (PAS) and Guides (hereafter referred to as “IEC Publication(s)”). Their preparation is entrusted to technical committees; any IEC National Committee interested in the subject dealt with may participate in this preparatory work. International, governmental and non-governmental organizations liaising with the IEC also participate in this preparation. IEC collaborates closely with the International Organization for Standardization (ISO) in accordance with conditions determined by agreement between the two organizations.
- 2) The formal decisions or agreements of IEC on technical matters express, as nearly as possible, an international consensus of opinion on the relevant subjects since each technical committee has representation from all interested IEC National Committees.
- 3) IEC Publications have the form of recommendations for international use and are accepted by IEC National Committees in that sense. While all reasonable efforts are made to ensure that the technical content of IEC Publications is accurate, IEC cannot be held responsible for the way in which they are used or for any misinterpretation by any end user.
- 4) In order to promote international uniformity, IEC National Committees undertake to apply IEC Publications transparently to the maximum extent possible in their national and regional publications. Any divergence between any IEC Publication and the corresponding national or regional publication shall be clearly indicated in the latter.
<https://standards.iteh.ai/catalog/standards/sist/ace129ef-a676-4f81-afed-87665023571d/iec-62875-2015>
- 5) IEC itself does not provide any attestation of conformity. Independent certification bodies provide conformity assessment services and, in some areas, access to IEC marks of conformity. IEC is not responsible for any services carried out by independent certification bodies.
- 6) All users should ensure that they have the latest edition of this publication.
- 7) No liability shall attach to IEC or its directors, employees, servants or agents including individual experts and members of its technical committees and IEC National Committees for any personal injury, property damage or other damage of any nature whatsoever, whether direct or indirect, or for costs (including legal fees) and expenses arising out of the publication, use of, or reliance upon, this IEC Publication or any other IEC Publications.
- 8) Attention is drawn to the Normative references cited in this publication. Use of the referenced publications is indispensable for the correct application of this publication.
- 9) Attention is drawn to the possibility that some of the elements of this IEC Publication may be the subject of patent rights. IEC shall not be held responsible for identifying any or all such patent rights.

International Standard IEC 62875 has been prepared by technical area 10: Multimedia e-publishing and e-book technologies, of IEC technical committee 100: Audio, video and multimedia systems and equipment.

The text of this standard is based on the following documents:

CDV	Report on voting
100/2292/CDV	100/2400/RVC

Full information on the voting for the approval of this standard can be found in the report on voting indicated in the above table.

This publication has been drafted in accordance with the ISO/IEC Directives, Part 2.

The committee has decided that the contents of this publication will remain unchanged until the stability date indicated on the IEC website under "<http://webstore.iec.ch>" in the data related to the specific publication. At this date, the publication will be

- reconfirmed,
- withdrawn,
- replaced by a revised edition, or
- amended.

A bilingual version of this publication may be issued at a later date.

IMPORTANT – The 'colour inside' logo on the cover page of this publication indicates that it contains colours which are considered to be useful for the correct understanding of its contents. Users should therefore print this document using a colour printer.

iTeh STANDARD PREVIEW (standards.iteh.ai)

[IEC 62875:2015](#)

<https://standards.iteh.ai/catalog/standards/sist/ace129ef-a676-4f81-afed-87665023571d/iec-62875-2015>

MULTIMEDIA SYSTEMS AND EQUIPMENT – MULTIMEDIA E-PUBLISHING AND E-BOOK TECHNOLOGIES – PRINTING SPECIFICATION OF TEXTURE MAP FOR AUDITORY PRESENTATION OF PRINTED TEXTS

1 Scope

The texture map for auditory presentation of printed texts is printed on paper or shown on display devices. This International Standard specifies the printing quality of this texture map on paper.

In order to ensure an interoperability of the texture map specified in IEC 62665, a printing specification based on the quality of this International Standard should be employed.

2 Normative reference

The following documents, in whole or in part, are normatively referenced in this document and are indispensable for its application. For dated references, only the edition cited applies. For undated references, the latest edition of the referenced document (including any amendments) applies.

IEC 62665, *Multimedia systems and equipment – Multimedia e-publishing and e-books technologies – Texture map for auditory presentation of printed texts*

<https://standards.iteh.ai/catalog/standards/sist/ace129ef-a676-4f81-afed-87665023571d/iec-62875-2015>

3 Terms and definitions

For the purposes of this document, the following terms and definitions apply.

3.1

texture map

two dimensional cell patterns which include alignment lines and a data matrix

[SOURCE: IEC 62665, 2.1, modified – Definition has been clarified.]

3.2

data matrix

two dimensional cell patterns generated from text data compression and error correction encoding

3.3

cell

minimum square dot which constitutes a data matrix

3.4

alignment line

border line which encloses a texture map

Note 1 to entry: An alignment line consists of solid lines and tick marks. The solid lines have a cell's width and may partially be interrupted.

Note 2 to entry: For additional information on alignment lines, see IEC 62665.

3.5

tick mark

positioning mark which intersects perpendicularly with the solid lines and is given at equal intervals on the solid lines of an alignment line

Note 1 to entry: A tick mark indicates the unit boundary and has a cell's width.

3.6

quiet zone

non-printing area outside of a texture map

3.7

unit

square area which consists of 11 × 11 cells in a texture map

4 Printing specification

4.1 General

Texture maps generated by a system are specified by IEC 62665 and a printing quality of the texture maps has to be standardized to ensure interoperability of the printed texture maps.

Texture maps should be printed on paper with a resolution of ≥600 dpi (dots per inch, ≥23,622 dot/mm). In order to minimize specular reflection, a mat coated paper or a low reflection paper should be used.

4.2 Size of a texture map

Four sizes of a texture map are specified by IEC 62665 and they have their dimensions shown in Table 1.

Table 1 – Sizes of a texture map

Size	Number of cells	Number of units	Dimensions at printing mm
XS	40 × 40	3 × 3	6,8 × 6,8
S	73 × 73	6 × 6	12,4 × 12,4
M	106 × 106	9 × 9	17,9 × 17,9
L	117 × 117	10 × 10	19,8 × 19,8

4.3 Printing quality of a texture map

4.3.1 Printing quality

Printing quality of a texture map is defined by the average *Q* of values of the following quality measures and indicated with the symbol A, B, C, D or F, as shown in Table 2.

The following aspects define the printing quality:

- a) print contrast;
- b) symmetry of cell pattern;
- c) squareness;
- d) size accuracy,
- e) tick mark identification;
- f) quiet zone sufficiency;

- g) uselessness of error correction, and
- h) decodability.

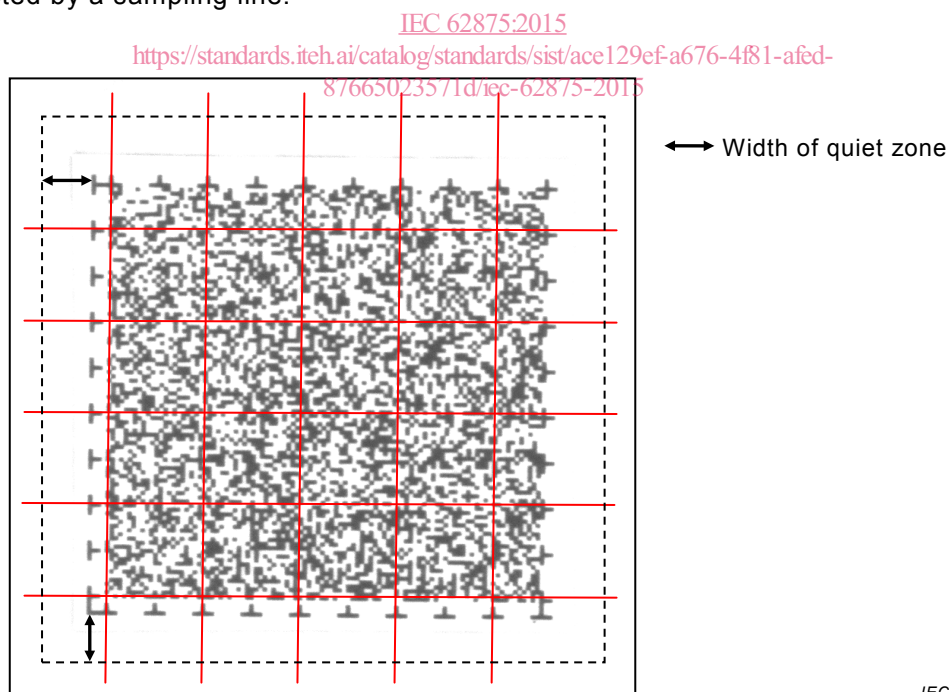
Table 2 – Printing quality of a texture map

Q (average of the values of quality measures a) through h))	Printing quality of a texture map
$3,4 \leq Q \leq 4,0$	A
$2,6 \leq Q < 3,4$	B
$1,8 \leq Q < 2,6$	C
$1,0 \leq Q < 1,8$	D
$Q < 1,0$	F

4.3.2 Sampling line

The values of quality measures a) through d) are defined by scanning cells on 10 sampling lines (5 horizontal and 5 vertical lines). A sampling line connects the corresponding tick marks on the opposite alignment lines, as shown in Figure 1. For the size XS texture map, every tick mark is connected by a sampling line. For size S, M and L texture maps, every other tick mark is connected by a sampling line.

The values of quality measures a) through d) are defined by scanning cells on 10 sampling lines (5 horizontal and 5 vertical lines). A sampling line connects the corresponding tick marks on the opposite alignment lines, as shown in Figure 1. For size XS texture map, every tick mark is connected by a sampling line. For size S, M and L texture maps, every other tick mark is connected by a sampling line.

**Figure 1 – Sampling lines in case of size M texture map**

4.3.3 Quality measure

Each quality measure is defined as follows:

a) print contrast

For the reflectance pattern of white and black cells on scanning the sampling lines, using

RL_{min} minimum value of reflectance of white cells,

RL_{ave} average value of reflectance of white cells, and

RD_{max} maximum value of reflectance of black cells,

RC is defined as

$$RC = (RL_{min} - RD_{max}) / RL_{ave} \tag{1}$$

The value of the print contrast is determined in accordance with the range of RC , as shown in Table 3.

Table 3 – Value of print contrast

RC	Value of print contrast
$0,90 \leq RC$	4
$0,85 \leq RC < 0,90$	3
$0,80 \leq RC < 0,85$	2
$0,75 \leq RC < 0,80$	1
$RC < 0,75$	0

b) symmetry of cell pattern

IEC 62875:2015

For the reflectance pattern of white and black cells on scanning the sampling lines, using

RL_{ave} average value of reflectance of white cells, and

RD_{ave} average value of reflectance of black cells,

the threshold RT (see Figure 2) is defined as

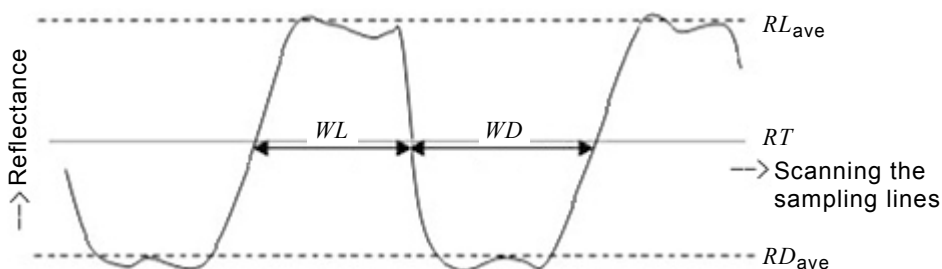
$$RT = (RL_{ave} + RD_{ave}) / 2. \tag{2}$$

Using the maximum value WL_{max} and minimum values WL_{min} of

WL width of the reflectance pattern of 4 connected white cells (interval between the leading and trailing points crossing RT),

and the maximum value WD_{max} and minimum values WD_{min} of

WD width of the reflectance pattern of 4 connected black cells (interval between the leading and trailing points crossing the RT),



IEC

Figure 2 – Reflectance pattern of cells on scanning the sampling lines

WS is defined as

$$WS = |WD_{\max} - WL_{\min}| / WD_{\max} \text{ (or } |WD_{\min} - WL_{\max}| / WL_{\max}) \quad (3)$$

The value of the symmetry of cell pattern is determined in accordance with the range WS as shown in Table 4.

Table 4 – Value of symmetry of cell pattern

WS	Value of symmetry of cell pattern
$0,02 \geq WS$	4
$0,05 \geq WS > 0,02$	3
$0,10 \geq WS > 0,05$	2
$0,15 \geq WS > 0,10$	1
$WS > 0,15$	0

c) squareness

Using the average NX_{ave} of

NX number of cells between end points of tick marks on horizontal sampling lines (see Figure 3),

and the average NY_{ave} of

NY number of cells between end points of tick marks on vertical sampling lines,

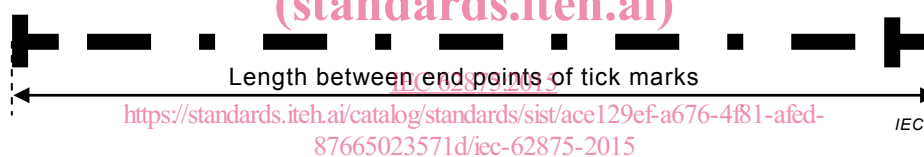


Figure 3 – Length between end points of tick marks on a horizontal sampling line

NQ is defined as

$$NQ = |NX_{\text{ave}} - NY_{\text{ave}}| / (NX_{\text{ave}} + NY_{\text{ave}}) / 2. \quad (4)$$

The value of squareness is determined in accordance with the range of NQ as shown in Table 5.

Table 5 – Value of squareness

NQ	Value of squareness
$0,005 \geq NQ$	4
$0,010 \geq NQ > 0,005$	3
$0,020 \geq NQ > 0,010$	2
$0,030 \geq NQ > 0,020$	1
$NQ > 0,030$	0

d) size accuracy

Using

$(NX_{\text{ave}} + NY_{\text{ave}}) / 2$ average number of cells between end points of tick marks on a sampling line, and

NE standard number of cells between end points of tick marks on a sampling line (see Figure 1),