

TECHNICAL REPORT

RAPPORT TECHNIQUE

Sharp edge testing apparatus and test procedure for lighting equipment – Tests for sharpness of edge

(standards.iteh.ai)

Appareil et mode opératoire pour la vérification des bords vifs des appareils d'éclairage – Essais de tranchant des bords

IEC TR 62854:2014
<https://standards.iteh.ai/catalog/standards/sis/d2c920c1-45d8-4216-8f6c-28450464fa23/iec-tr-62854-2014>



THIS PUBLICATION IS COPYRIGHT PROTECTED

Copyright © 2014 IEC, Geneva, Switzerland

All rights reserved. Unless otherwise specified, no part of this publication may be reproduced or utilized in any form or by any means, electronic or mechanical, including photocopying and microfilm, without permission in writing from either IEC or IEC's member National Committee in the country of the requester. If you have any questions about IEC copyright or have an enquiry about obtaining additional rights to this publication, please contact the address below or your local IEC member National Committee for further information.

Droits de reproduction réservés. Sauf indication contraire, aucune partie de cette publication ne peut être reproduite ni utilisée sous quelque forme que ce soit et par aucun procédé, électronique ou mécanique, y compris la photocopie et les microfilms, sans l'accord écrit de l'IEC ou du Comité national de l'IEC du pays du demandeur. Si vous avez des questions sur le copyright de l'IEC ou si vous désirez obtenir des droits supplémentaires sur cette publication, utilisez les coordonnées ci-après ou contactez le Comité national de l'IEC de votre pays de résidence.

IEC Central Office
3, rue de Varembe
CH-1211 Geneva 20
Switzerland

Tel.: +41 22 919 02 11
Fax: +41 22 919 03 00
info@iec.ch
www.iec.ch

About the IEC

The International Electrotechnical Commission (IEC) is the leading global organization that prepares and publishes International Standards for all electrical, electronic and related technologies.

About IEC publications

The technical content of IEC publications is kept under constant review by the IEC. Please make sure that you have the latest edition, a corrigenda or an amendment might have been published.

IEC Catalogue - webstore.iec.ch/catalogue

The stand-alone application for consulting the entire bibliographical information on IEC International Standards, Technical Specifications, Technical Reports and other documents. Available for PC, Mac OS, Android Tablets and iPad.

IEC publications search - www.iec.ch/searchpub

The advanced search enables to find IEC publications by a variety of criteria (reference number, text, technical committee,...). It also gives information on projects, replaced and withdrawn publications.

IEC Just Published - webstore.iec.ch/justpublished

Stay up to date on all new IEC publications. Just Published details all new publications released. Available online and also once a month by email.

Electropedia - www.electropedia.org

The world's leading online dictionary of electronic and electrical terms containing more than 30 000 terms and definitions in English and French, with equivalent terms in 14 additional languages. Also known as the International Electrotechnical Vocabulary (IEV) online.

IEC Glossary - std.iec.ch/glossary

More than 55 000 electrotechnical terminology entries in English and French extracted from the Terms and Definitions clause of IEC publications issued since 2002. Some entries have been collected from earlier publications of IEC TC 37, 77, 86 and CISPR.

IEC Customer Service Centre - webstore.iec.ch/csc

If you wish to give us your feedback on this publication or need further assistance, please contact the Customer Service Centre: csc@iec.ch.

A propos de l'IEC

La Commission Electrotechnique Internationale (IEC) est la première organisation mondiale qui élabore et publie des Normes internationales pour tout ce qui a trait à l'électricité, à l'électronique et aux technologies apparentées.

A propos des publications IEC

Le contenu technique des publications IEC est constamment revu. Veuillez vous assurer que vous possédez l'édition la plus récente, un corrigendum ou amendement peut avoir été publié.

Catalogue IEC - webstore.iec.ch/catalogue

Application autonome pour consulter tous les renseignements bibliographiques sur les Normes internationales, Spécifications techniques, Rapports techniques et autres documents de l'IEC. Disponible pour PC, Mac OS, tablettes Android et iPad.

Recherche de publications IEC - www.iec.ch/searchpub

La recherche avancée permet de trouver des publications IEC en utilisant différents critères (numéro de référence, texte, comité d'études,...). Elle donne aussi des informations sur les projets et les publications remplacées ou retirées.

IEC Just Published - webstore.iec.ch/justpublished

Restez informé sur les nouvelles publications IEC. Just Published détaille les nouvelles publications parues. Disponible en ligne et aussi une fois par mois par email.

Electropedia - www.electropedia.org

Le premier dictionnaire en ligne de termes électroniques et électriques. Il contient plus de 30 000 termes et définitions en anglais et en français, ainsi que les termes équivalents dans 14 langues additionnelles. Egalement appelé Vocabulaire Electrotechnique International (IEV) en ligne.

Glossaire IEC - std.iec.ch/glossary

Plus de 55 000 entrées terminologiques électrotechniques, en anglais et en français, extraites des articles Termes et Définitions des publications IEC parues depuis 2002. Plus certaines entrées antérieures extraites des publications des CE 37, 77, 86 et CISPR de l'IEC.

Service Clients - webstore.iec.ch/csc

Si vous désirez nous donner des commentaires sur cette publication ou si vous avez des questions contactez-nous: csc@iec.ch.

TECHNICAL REPORT

RAPPORT TECHNIQUE

Sharp edge testing apparatus and test procedure for lighting equipment – Tests for sharpness of edge

(standards.iteh.ai)

Appareil et mode opératoire pour la vérification des bords vifs des appareils d'éclairage – Essais de tranchant des bords

INTERNATIONAL
ELECTROTECHNICAL
COMMISSION

COMMISSION
ELECTROTECHNIQUE
INTERNATIONALE

PRICE CODE
CODE PRIX

L

ICS 29.140.40

ISBN 978-2-8322-1418-3

Warning! Make sure that you obtained this publication from an authorized distributor.
Attention! Veuillez vous assurer que vous avez obtenu cette publication via un distributeur agréé.

CONTENTS

FOREWORD.....	3
1 Scope.....	5
2 Test equipment.....	5
3 Calibration.....	5
4 The preparation of the test head.....	6
5 The test procedure	6
6 Criteria	6
Figure 1 – Sharp edge tester	8
Figure 2 – Sharp edge tester with tape cap (alternate construction).....	9
Figure 3 – Typical calibration procedure	9
Figure 4 – Test Head Preparation	10
Figure 5 – Test Procedure	10
Figure 6 – Edges Tested.....	10
Table 1 – Average values of tape dimensions and properties.....	7

iTeh STANDARD PREVIEW
(standards.iteh.ai)

IEC TR 62854:2014

<https://standards.iteh.ai/catalog/standards/sist/d2c920c1-45d8-4216-8f6c-28450464fa23/iec-tr-62854-2014>

INTERNATIONAL ELECTROTECHNICAL COMMISSION

SHARP EDGE TESTING APPARATUS AND TEST PROCEDURE FOR LIGHTING EQUIPMENT – TESTS FOR SHARPNESS OF EDGE

FOREWORD

- 1) The International Electrotechnical Commission (IEC) is a worldwide organization for standardization comprising all national electrotechnical committees (IEC National Committees). The object of IEC is to promote international co-operation on all questions concerning standardization in the electrical and electronic fields. To this end and in addition to other activities, IEC publishes International Standards, Technical Specifications, Technical Reports, Publicly Available Specifications (PAS) and Guides (hereafter referred to as "IEC Publication(s)"). Their preparation is entrusted to technical committees; any IEC National Committee interested in the subject dealt with may participate in this preparatory work. International, governmental and non-governmental organizations liaising with the IEC also participate in this preparation. IEC collaborates closely with the International Organization for Standardization (ISO) in accordance with conditions determined by agreement between the two organizations.
- 2) The formal decisions or agreements of IEC on technical matters express, as nearly as possible, an international consensus of opinion on the relevant subjects since each technical committee has representation from all interested IEC National Committees.
- 3) IEC Publications have the form of recommendations for international use and are accepted by IEC National Committees in that sense. While all reasonable efforts are made to ensure that the technical content of IEC Publications is accurate, IEC cannot be held responsible for the way in which they are used or for any misinterpretation by any end user.
- 4) In order to promote international uniformity, IEC National Committees undertake to apply IEC Publications transparently to the maximum extent possible in their national and regional publications. Any divergence between any IEC Publication and the corresponding national or regional publication shall be clearly indicated in the latter.
- 5) IEC itself does not provide any attestation of conformity. Independent certification bodies provide conformity assessment services and, in some areas, access to IEC marks of conformity. IEC is not responsible for any services carried out by independent certification bodies.
- 6) All users should ensure that they have the latest edition of this publication.
- 7) No liability shall attach to IEC or its directors, employees, servants or agents including individual experts and members of its technical committees and IEC National Committees for any personal injury, property damage or other damage of any nature whatsoever, whether direct or indirect, or for costs (including legal fees) and expenses arising out of the publication, use of, or reliance upon, this IEC Publication or any other IEC Publications.
- 8) Attention is drawn to the Normative references cited in this publication. Use of the referenced publications is indispensable for the correct application of this publication.
- 9) Attention is drawn to the possibility that some of the elements of this IEC Publication may be the subject of patent rights. IEC shall not be held responsible for identifying any or all such patent rights.

The main task of IEC technical committees is to prepare International Standards. However, a technical committee may propose the publication of a technical report when it has collected data of a different kind from that which is normally published as an International Standard, for example "state of the art".

IEC/TR 62854, which is a technical report, has been prepared by subcommittee 34D: Luminaires, of IEC technical committee 34: Lamps and related equipment.

The text of this technical report is based on the following documents:

Enquiry draft	Report on voting
34D/1088/DTR	34D/1101A/RVC

Full information on the voting for the approval of this technical report can be found in the report on voting indicated in the above table.

This publication has been drafted in accordance with the ISO/IEC Directives, Part 2.

The committee has decided that the contents of this publication will remain unchanged until the stability date indicated on the IEC web site under "<http://webstore.iec.ch>" in the data related to the specific publication. At this date, the publication will be

- reconfirmed,
- withdrawn,
- replaced by a revised edition, or
- amended.

iTeh STANDARD PREVIEW **(standards.iteh.ai)**

[IEC TR 62854:2014](#)

<https://standards.iteh.ai/catalog/standards/sist/d2c920c1-45d8-4216-8f6c-28450464fa23/iec-tr-62854-2014>

SHARP EDGE TESTING APPARATUS AND TEST PROCEDURE FOR LIGHTING EQUIPMENT – TESTS FOR SHARPNESS OF EDGE

1 Scope

This technical report details a test procedure and test equipment that may be used to assist the assessment of the risk of hazardous sharp edges that may be exposed to the user or installer of lighting equipment.

2 Test equipment

Sharp-edge tester – The instrument consists essentially of a handle with a pivoted arm attached. A constant-tension spring secured to the handle is used to apply a steady force to the arm. The arm head is a piece of cylindrical steel, with an outside diameter of 12,7 mm and a length of 19 mm, located at the end of the adjustable arm. The arm head is to be wrapped with three layers of tape, the two outer layers act as sensing tapes; the inner layer acts as an indicating tape. Alternatively, the tapes are to be applied to a maximum 15,9 mm diameter removable sleeve (cap) that is placed onto the 12,7 mm steel head. See Figure 1 or 2.

Indicating tape (inner layer) – 19,1 mm wide, adhesive backed, single-adhesive coated, vinyl foam tape, black in colour, having the tape properties given in Table 1.

Sensing tape no. 2 (middle layer) – 19,1 mm wide, double-adhesive coated, vinyl foam tape, white in colour, having the tape properties given in Table 1.

Sensing tape no. 1 (outer layer) – 19,1 mm wide, single-adhesive coated skived tetrafluorethylene tape – natural colour, having the tape properties given in Table 1. The skived tetrafluorethylene backing (film) is shaved in a thin layer from a cylindrical block of material.

Calibration equipment – A weight (mass) that can exert $6,672 \pm 0,133$ N and a length of string.

3 Calibration

The sharp edge tester shall be calibrated so that $6,7 \pm 0,133$ N force is present at the centre of the head when the arm is between stops. The length of the arm is to be adjustable for calibration purposes. For special evaluations, the force may be adjusted to a different value.

See Figure 3 for a typical calibration procedure were, the length of the arm is to be adjustable for calibration purposes:

The adjustment set screws that hold the pivoted arm in place in the main drum are to be loosened.

With the handle securely held in a horizontal position, the calibration weight is to be attached to the centre of the head.

The length of the arm within the main drum is to be adjusted so that the weighted arm remains in a horizontal position with the calibration weight attached.

The adjustment setscrew(s) are to be tightened to securely lock the pivot arm in place within the main drum.

The calibration is to be rechecked and the weight removed.

4 The preparation of the test head

The curved face of the tester head shall be covered with three layers of tape in the following order:

- a) First layer (inner layer) – Indicating type, black vinyl foam tape as described in Table 1.
- b) Second layer (middle layer) – Sensing tape no. 2, white vinyl foam tape as described in Table 1.
- c) Third layer (outer layer) – Sensing tape no. 1, tetrafluorethylene tape as described in Table 1.

Each tape is to be applied over approximately 180° of the circumference of the test head to prevent stretching of the tape. The tapes are not to be stretched when positioned on the head. See Figure 4.

5 The test procedure

The centre of the tape-covered head of the sharp-edge tester shall be positioned on the edge to be tested in the manner illustrated in Figures 5 and 6. The arm of the tester shall be between stops so that the tape-covered head exerts a 6.7 N force on the edge. The tester shall be immediately moved along the edge a distance of 50 mm and then back to its starting position without removal of the tester from the edge. It shall then be withdrawn from the edge. The total distance of engagement between the edge and the tape-covered head is not to exceed 100 mm. The time of travel is not to take longer than 5 s nor less than 2 s. For an edge less than 50 mm long shall be tested for a distance of twice its length. (Example: For an edge 40 mm long, the tester is to be moved along its length and back to the starting position so that the total distance of engagement between the edge and tester is 80 mm.)

6 Criteria

The application of the sharp-edge tester to an accessible edge as described above shall not result in the cutting through of the two outer layers of the sensing tapes.

The tape-covered head shall be examined to determine whether or not penetration has occurred through the two sensing layers. If penetration has occurred through the two sensing layers, the black indicating tape will be visible through the resulting cut.

Table 1 – Average values of tape dimensions and properties

	Indicating tape ^a	Sensing tape no. 2 ^b	Sensing tape no. 1 ^c
Thickness	(1,14 mm to 2,03 mm)	(0,64 mm to 1,02 mm)	total with adhesive backing: 0,114 mm
			backing: 0,064 mm to 0,089 mm
Density	256 kg/cubic meter	224 kg/cubic meter	–
Tensile	758 kN/m ²	379 kN/m ²	110 kN/m ²
Elongation, percent	370	–	275
Dielectric strength	7,9 kV/mm to 9,8 kV/mm	–	9 000 V
Temperature resistance (continuous)	80 °C	65 °C	180 °C
Compression deflection at 25 %	90 kN/m ²	–	–
Compression modules at 25 %	–	8,5 psi (59 kN/m ²)	–
Compression set percent loss of original height	3 %	3,0 %	
^a 3M Company Type 4516 ¹ or any other tape having the properties meets the requirements. ^b 3M Company Type 4432 ² or any other tape having the properties meets the requirements. ^c Saint Gobain Company #2045-3 ³ or any other tape having the properties meets the requirements.			

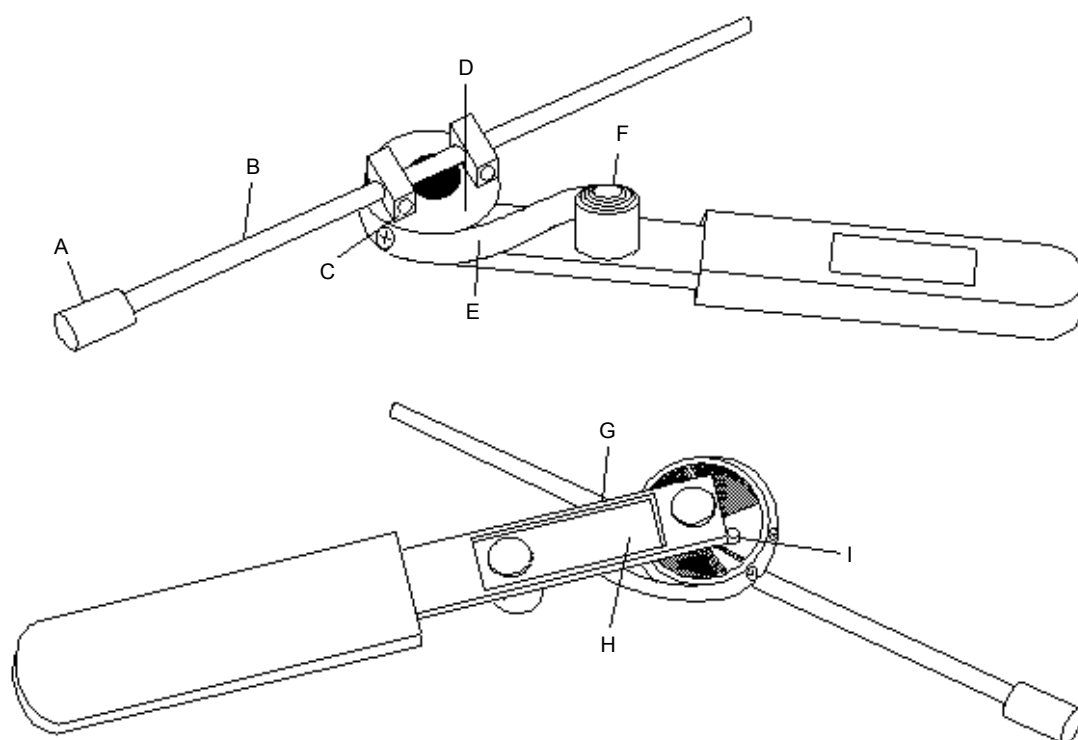
IEC TR 62854:2014

<https://standards.iteh.ai/catalog/standards/sist/d2c920c1-45d8-4216-8f6c-28450464fa23/iec-tr-62854-2014>

¹ 3M Company Type 4516 is the trademark of a product supplied by 3M Company. This information is given for the convenience of users of this document and does not constitute an endorsement by IEC of the product named. Equivalent products may be used if they can be shown to lead to the same results.

² 3M Company Type 4432 is the trademark of a product supplied by 3M Company. This information is given for the convenience of users of this document and does not constitute an endorsement by IEC of the product named. Equivalent products may be used if they can be shown to lead to the same results.

³ Saint Gobain Company #2045-3 is the trademark of a product supplied by Saint Gobain Company. This information is given for the convenience of users of this document and does not constitute an endorsement by IEC of the product named. Equivalent products may be used if they can be shown to lead to the same results.



iTeh STANDARD PREVIEW (standards.iteh.ai)

IEC 0555/14

Key

A – Head, steel, 12,7 mm diameter, 19 mm long

B – Arm, steel, 6,4 mm diameter adjustable

C – Adjustment screw

D – Main drum, free to rotate on stud, sleeve bearing

E – Negator s-ring, 12,7 mm wide, 165 mm long

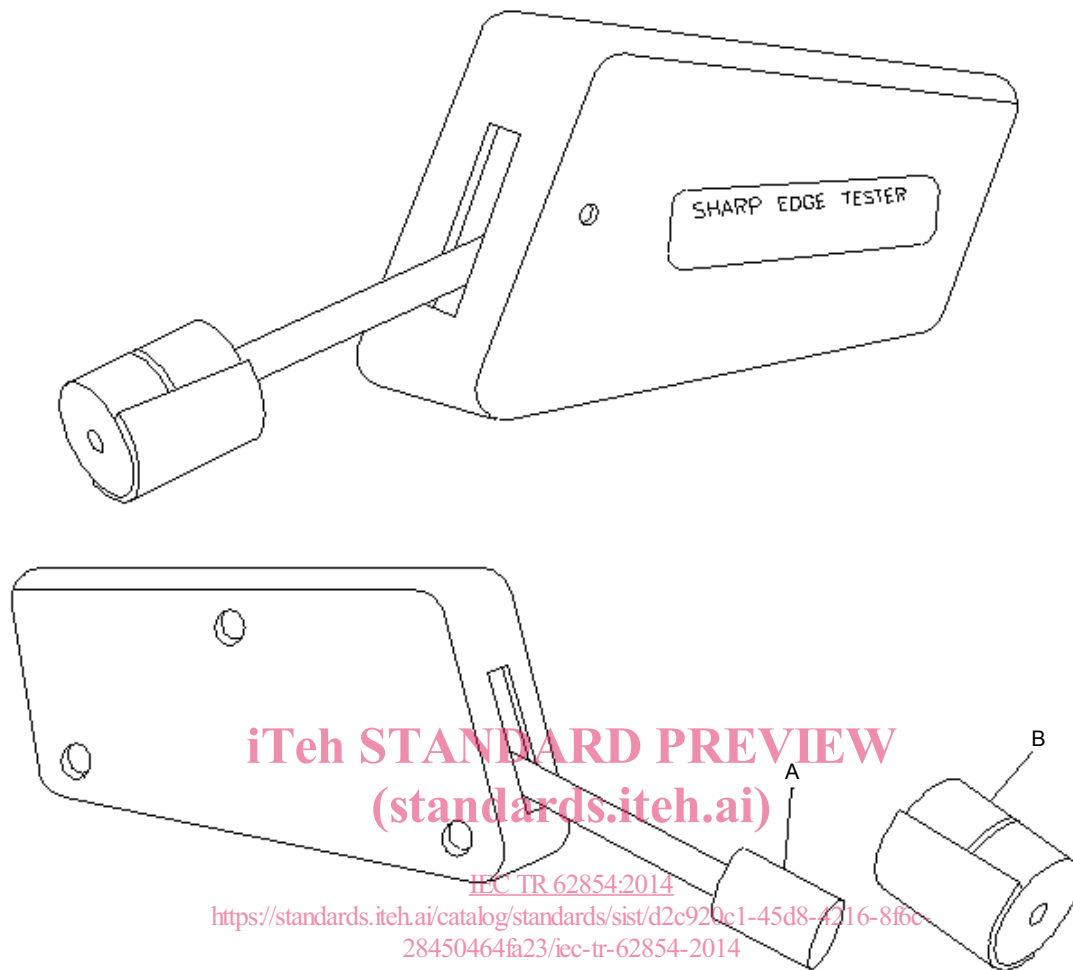
F – Storage drum, free to rotate on stud, sleeve bearing

G – Adjustable wrench

H – Handle assembly

I – Stop

Figure 1 – Sharp edge tester

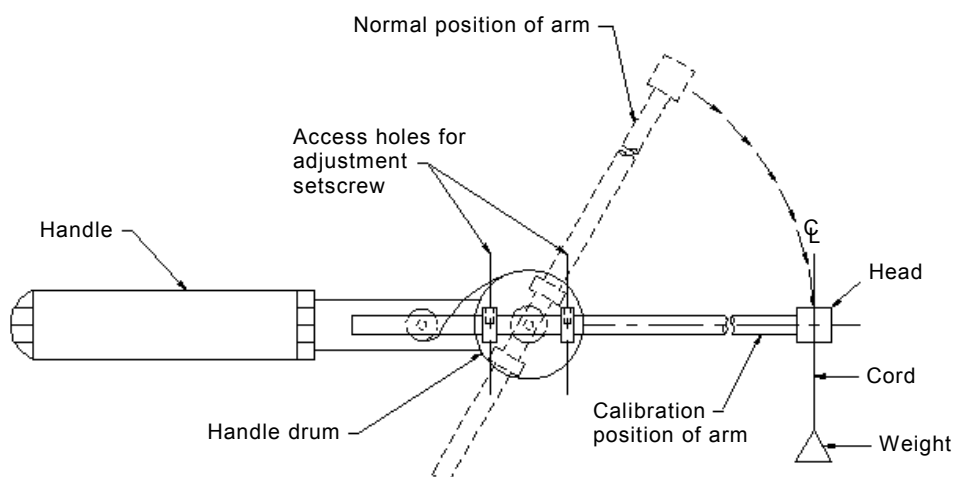


IEC 0556/14

Key

A – Head, steel, 12,7 mm diameter, 19 mm long

B – Tape cap, maximum 15,9 mm diameter removable sleeve

Figure 2 – Sharp edge tester with tape cap (alternate construction)

IEC 0557/14

Figure 3 – Typical calibration procedure