

INTERNATIONAL STANDARD

Fibre optic active components and devices – Package and interface standards –
Part 18: 40-Gbit/s serial transmitter and receiver components for use with
the LC connector interface

[IEC 62148-18:2014](https://standards.iteh.ai/catalog/standards/sist/f2bcb000-0858-4e0a-a008-330a123fa284/iec-62148-18-2014)

<https://standards.iteh.ai/catalog/standards/sist/f2bcb000-0858-4e0a-a008-330a123fa284/iec-62148-18-2014>



THIS PUBLICATION IS COPYRIGHT PROTECTED
Copyright © 2014 IEC, Geneva, Switzerland

All rights reserved. Unless otherwise specified, no part of this publication may be reproduced or utilized in any form or by any means, electronic or mechanical, including photocopying and microfilm, without permission in writing from either IEC or IEC's member National Committee in the country of the requester. If you have any questions about IEC copyright or have an enquiry about obtaining additional rights to this publication, please contact the address below or your local IEC member National Committee for further information.

IEC Central Office
3, rue de Varembe
CH-1211 Geneva 20
Switzerland

Tel.: +41 22 919 02 11
Fax: +41 22 919 03 00
info@iec.ch
www.iec.ch

About the IEC

The International Electrotechnical Commission (IEC) is the leading global organization that prepares and publishes International Standards for all electrical, electronic and related technologies.

About IEC publications

The technical content of IEC publications is kept under constant review by the IEC. Please make sure that you have the latest edition, a corrigenda or an amendment might have been published.

IEC Catalogue - webstore.iec.ch/catalogue

The stand-alone application for consulting the entire bibliographical information on IEC International Standards, Technical Specifications, Technical Reports and other documents. Available for PC, Mac OS, Android Tablets and iPad.

IEC publications search - www.iec.ch/searchpub

The advanced search enables to find IEC publications by a variety of criteria (reference number, text, technical committee,...). It also gives information on projects, replaced and withdrawn publications.

IEC Just Published - webstore.iec.ch/justpublished

Stay up to date on all new IEC publications. Just Published details all new publications released. Available online and also once a month by email.

Electropedia - www.electropedia.org

The world's leading online dictionary of electronic and electrical terms containing more than 30 000 terms and definitions in English and French, with equivalent terms in 14 additional languages. Also known as the International Electrotechnical Vocabulary (IEV) online.

IEC Glossary - std.iec.ch/glossary

More than 55 000 electrotechnical terminology entries in English and French extracted from the Terms and Definitions clause of IEC publications issued since 2002. Some entries have been collected from earlier publications of IEC TC 37, 77, 86 and CISPR.

IEC Customer Service Centre - webstore.iec.ch/csc

If you wish to give us your feedback on this publication or need further assistance, please contact the Customer Service Centre: csc@iec.ch.

IEC STANDARD PREVIEW
(standards.iec.ch)
IEC 62148-18:2014
330a123fa284/iec-62148-18-2014



IEC 62148-18

Edition 1.0 2014-11

INTERNATIONAL STANDARD

**Fibre optic active components and devices – Package and interface standards –
Part 18: 40-Gbit/s serial transmitter and receiver components for use with
the LC connector interface**

[IEC 62148-18:2014](https://standards.iteh.ai/catalog/standards/sist/f2bcb000-0858-4e0a-a008-330a123fa284/iec-62148-18-2014)

<https://standards.iteh.ai/catalog/standards/sist/f2bcb000-0858-4e0a-a008-330a123fa284/iec-62148-18-2014>

INTERNATIONAL
ELECTROTECHNICAL
COMMISSION

PRICE CODE



ICS 33.180.20

ISBN 978-2-8322-1923-2

Warning! Make sure that you obtained this publication from an authorized distributor.

CONTENTS

| | |
|---|----|
| FOREWORD..... | 4 |
| INTRODUCTION..... | 6 |
| 1 Scope..... | 7 |
| 2 Normative references | 7 |
| 3 Terms, definitions and abbreviations | 7 |
| 3.1 Terms and definitions..... | 7 |
| 3.2 Abbreviations | 7 |
| 4 Electromagnetic compatibility (EMC) requirements | 8 |
| 5 Classification..... | 8 |
| 6 Specification of 40-Gbit/s serial transmitter component for LC connectors without thermo-electric cooler | 8 |
| 6.1 General..... | 8 |
| 6.2 Electrical interface | 8 |
| 6.2.1 General | 8 |
| 6.2.2 Numbering of electrical terminals..... | 8 |
| 6.2.3 Electrical terminal assignment | 9 |
| 6.3 Outline and footprint | 11 |
| 6.3.1 Drawing of package outline..... | 11 |
| 6.3.2 Drawing of footprint..... | 13 |
| 7 Specification of 40-Gbit/s serial transmitter component for LC connectors with thermo-electric cooler | 14 |
| 7.1 General..... | 14 |
| 7.2 Electrical interface | 14 |
| 7.2.1 General | 14 |
| 7.2.2 Numbering of electrical terminals..... | 15 |
| 7.2.3 Electrical terminal assignment | 16 |
| 7.3 Outline and footprint | 18 |
| 7.3.1 Drawing of package outline..... | 18 |
| 7.3.2 Drawing of footprint | 20 |
| 8 Specification of 40-Gbit/s serial transmitter component for LC connectors with thermo-electric cooler and built-in driver | 21 |
| 8.1 General..... | 21 |
| 8.2 Electrical interface | 21 |
| 8.2.1 General | 21 |
| 8.2.2 Numbering of electrical terminals..... | 22 |
| 8.2.3 Electrical terminal assignment | 23 |
| 8.3 Outline and footprint | 25 |
| 8.3.1 Drawing of package outline..... | 25 |
| 8.3.2 Drawing of footprint | 27 |
| 9 Specification of receiver component for LC connectors with PIN..... | 28 |
| 9.1 General..... | 28 |
| 9.2 Electrical interface | 28 |
| 9.2.1 General | 28 |
| 9.2.2 Numbering of electrical terminals..... | 29 |
| 9.2.3 Electrical terminal assignment | 29 |
| 9.3 Outline and footprint | 31 |

| | | |
|-----------|--|----|
| 9.3.1 | Drawing of package outline..... | 31 |
| 9.3.2 | Drawing of footprint | 33 |
| | Bibliography..... | 35 |
| | | |
| Figure 1 | – Electrical terminal numbering assignments..... | 8 |
| Figure 2 | – Block diagram | 9 |
| Figure 3 | – Package outline drawing | 11 |
| Figure 4 | – Recommended pattern layout for the PCB..... | 13 |
| Figure 5 | – Electrical terminal numbering assignments..... | 15 |
| Figure 6 | – Block diagram | 16 |
| Figure 7 | – Package outline | 18 |
| Figure 8 | – Recommended pattern layout for the PCB..... | 20 |
| Figure 9 | – Electrical terminal numbering assignments..... | 22 |
| Figure 10 | – Block diagram | 23 |
| Figure 11 | – Package outline | 25 |
| Figure 12 | – Recommended pattern layout for the PCB..... | 27 |
| Figure 13 | – Electrical terminal numbering assignments..... | 29 |
| Figure 14 | – Block diagram | 29 |
| Figure 15 | – Package outline | 31 |
| Figure 16 | – Recommended pattern layout for the PCB..... | 33 |
| | | |
| Table 1 | – Terminal function definitions IEC 62148-18:2014..... | 10 |
| Table 2 | – Dimensions of the package outline..... | 12 |
| Table 3 | – Dimensions of the recommended pattern layout for the PCB | 14 |
| Table 4 | – Terminal function definitions..... | 17 |
| Table 5 | – Dimensions of the package outline | 19 |
| Table 6 | – Dimensions of the recommended pattern layout for the PCB | 21 |
| Table 7 | – Terminal function definitions..... | 24 |
| Table 8 | – Dimensions of the package outline | 26 |
| Table 9 | – Dimensions of the recommended pattern layout for the PCB | 28 |
| Table 10 | – Terminal function definitions..... | 30 |
| Table 11 | – Dimensions of the package outline | 32 |
| Table 12 | – Dimensions of the recommended pattern layout for the PCB | 34 |

INTERNATIONAL ELECTROTECHNICAL COMMISSION

**FIBRE OPTIC ACTIVE COMPONENTS AND DEVICES –
PACKAGE AND INTERFACE STANDARDS –**

**Part 18: 40-Gbit/s serial transmitter and receiver components
for use with the LC connector interface**

FOREWORD

- 1) The International Electrotechnical Commission (IEC) is a worldwide organization for standardization comprising all national electrotechnical committees (IEC National Committees). The object of IEC is to promote international co-operation on all questions concerning standardization in the electrical and electronic fields. To this end and in addition to other activities, IEC publishes International Standards, Technical Specifications, Technical Reports, Publicly Available Specifications (PAS) and Guides (hereafter referred to as "IEC Publication(s)"). Their preparation is entrusted to technical committees; any IEC National Committee interested in the subject dealt with may participate in this preparatory work. International, governmental and non-governmental organizations liaising with the IEC also participate in this preparation. IEC collaborates closely with the International Organization for Standardization (ISO) in accordance with conditions determined by agreement between the two organizations.
- 2) The formal decisions or agreements of IEC on technical matters express, as nearly as possible, an international consensus of opinion on the relevant subjects since each technical committee has representation from all interested IEC National Committees.
- 3) IEC Publications have the form of recommendations for international use and are accepted by IEC National Committees in that sense. While all reasonable efforts are made to ensure that the technical content of IEC Publications is accurate, IEC cannot be held responsible for the way in which they are used or for any misinterpretation by any end user.
- 4) In order to promote international uniformity, IEC National Committees undertake to apply IEC Publications transparently to the maximum extent possible in their national and regional publications. Any divergence between any IEC Publication and the corresponding national or regional publication shall be clearly indicated in the latter.
- 5) IEC itself does not provide any attestation of conformity. Independent certification bodies provide conformity assessment services and, in some areas, access to IEC marks of conformity. IEC is not responsible for any services carried out by independent certification bodies.
- 6) All users should ensure that they have the latest edition of this publication.
- 7) No liability shall attach to IEC or its directors, employees, servants or agents including individual experts and members of its technical committees and IEC National Committees for any personal injury, property damage or other damage of any nature whatsoever, whether direct or indirect, or for costs (including legal fees) and expenses arising out of the publication, use of, or reliance upon, this IEC Publication or any other IEC Publications.
- 8) Attention is drawn to the Normative references cited in this publication. Use of the referenced publications is indispensable for the correct application of this publication.
- 9) Attention is drawn to the possibility that some of the elements of this IEC Publication may be the subject of patent rights. IEC shall not be held responsible for identifying any or all such patent rights.

International Standard IEC 62148-18 has been prepared by subcommittee 86C: Fibre optic systems and active devices, of IEC technical committee 86: Fibre optics.

The text of this standard is based on the following documents:

| | |
|--------------|------------------|
| CDV | Report on voting |
| 86C/1227/CDV | 86C/1273/RVC |

Full information on the voting for the approval of this standard can be found in the report on voting indicated in the above table.

This publication has been drafted in accordance with the ISO/IEC Directives, Part 2.

A list of all parts in the IEC 62148 series, published under the general title *Fibre optic active components and devices – Package and interface standards*, can be found on the IEC website.

The committee has decided that the contents of this publication will remain unchanged until the stability date indicated on the IEC web site under "<http://webstore.iec.ch>" in the data related to the specific publication. At this date, the publication will be

- reconfirmed,
- withdrawn,
- replaced by a revised edition, or
- amended.

A bilingual version of this publication may be issued at a later date.

iTeh STANDARD PREVIEW **(standards.iteh.ai)**

[IEC 62148-18:2014](#)

<https://standards.iteh.ai/catalog/standards/sist/f2bcb000-0858-4e0a-a008-330a123fa284/iec-62148-18-2014>

INTRODUCTION

Compact optical sub-assembly (OSA) modules for 40 Gbit/s are used to convert electrical signals into optical signals and vice-versa. This part of IEC 62148 covers the physical interface for 40-Gbit/s compact OSA modules. These modules are designed for use with the LC fibre optic connector specified in IEC 61754-20, and are intended to be applied to 40 Gbit/s or higher bit rate transceivers.

iTeh STANDARD PREVIEW **(standards.iteh.ai)**

[IEC 62148-18:2014](#)

<https://standards.iteh.ai/catalog/standards/sist/f2bcb000-0858-4e0a-a008-330a123fa284/iec-62148-18-2014>

FIBRE OPTIC ACTIVE COMPONENTS AND DEVICES – PACKAGE AND INTERFACE STANDARDS –

Part 18: 40-Gbit/s serial transmitter and receiver components for use with the LC connector interface

1 Scope

This part of IEC 62148 covers the 40-Gbit/s serial physical interface specification of transmitter and receiver components for use with the LC connector interface.

The purpose of this standard is to adequately specify the physical requirements of optical transmitters and receivers that will enable mechanical interchangeability of transmitters and receivers complying with this standard both at the PCB level and for any panel-mounting requirement.

2 Normative references

The following documents, in whole or in part, are normatively referenced in this document and are indispensable for its application. For dated references, only the edition cited applies. For undated references, the latest edition of the referenced document (including any amendments) applies.

IEC 62148-1, *Fibre optic active components and devices – Package and interface standards – Part 1: General and guidance*
<https://standards.iteh.ai/catalog/standards/sist/2bcb000-0858-4e0a-a008-330a123fa284/iec-62148-18-2014>

IEC Guide 107, *Electromagnetic compatibility – Guide to the drafting of electromagnetic compatibility publications*

3 Terms, definitions and abbreviations

For the purposes of this document, the following terms, definitions and abbreviations apply.

3.1 Terms and definitions

3.1.1

TOSA module

optical module that converts electrical signals into optical signals and that is connected to an optical fibre

3.1.2

ROSA module

optical module that converts optical signals into electrical signals and that is connected to an optical fibre

3.2 Abbreviations

| | |
|------|-------------------------------------|
| DML | directly modulated laser diode |
| EmwL | external modulator with laser diode |
| FPC | flexible printed circuit |
| LD | laser diode |
| OSA | optical sub-assembly |

| | |
|------|----------------------------------|
| PCB | printed circuit board |
| PD | photodiode |
| ROSA | receiver optical sub-assembly |
| TOSA | transmitter optical sub-assembly |

4 Electromagnetic compatibility (EMC) requirements

The components specified in this part of IEC 62148 shall comply with suitable requirements for electromagnetic compatibility (in terms of both, emission and immunity), depending on the particular usage/environment in which they are intended to be installed or integrated. Guidance to the drafting of such EMC requirements is provided in IEC Guide 107. Guidance for electrostatic discharge (ESD) is still under study.

5 Classification

The transmitter and receiver components for the LC connector described in this standard are classified as type 1 according to the definitions of IEC 62148-1.

6 Specification of 40-Gbit/s serial transmitter component for LC connectors without thermo-electric cooler

6.1 General

iTeh STANDARD PREVIEW

This clause specifies the physical requirements of a TOSA module that will enable mechanical interchangeability of modules complying with this standard, both for the PCB and for any panel mounting requirement. The vendor should design the FPC by considering electrical crosstalk and mechanical stress.

<https://standards.iteh.ai/catalog/standards/sist/2bcb000-0858-4e0a-a008-330a123fa284/iec-62148-18-2014>

6.2 Electrical interface

6.2.1 General

The electrical interface in this standard defines only the basic functionality of each pin.

6.2.2 Numbering of electrical terminals

Pin numbering assignments are shown in Figure 1. Package potential shall be specified by each vendor.

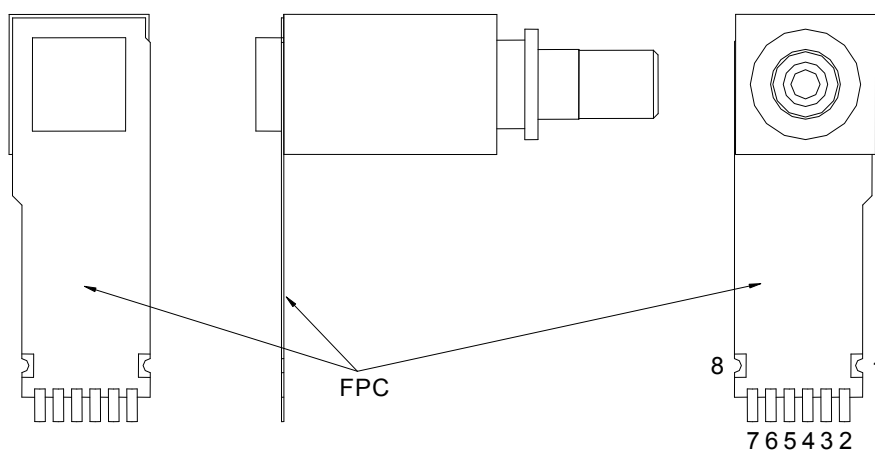
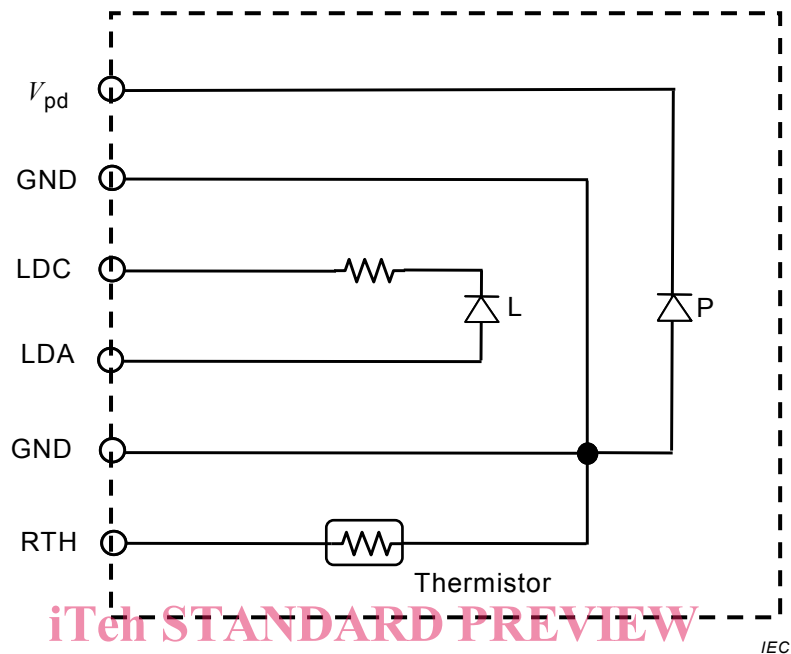


Figure 1 – Electrical terminal numbering assignments

6.2.3 Electrical terminal assignment

Electrical terminal assignment and terminal function definitions are shown in Figure 2 and Table 1, respectively.



ITeH STANDARD PREVIEW
(standards.iteh.ai)

Figure 2a – Option A

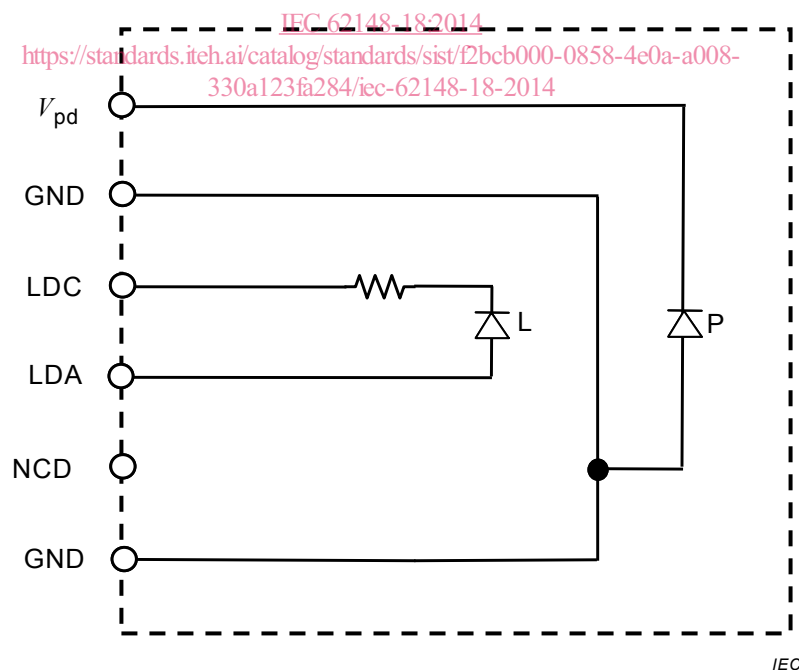


Figure 2b – Option B

NOTE 1 The dashed line denotes an electrical interface of the transmitter component and does not mean electrical connection.

NOTE 2 A thermistor is optional.

Figure 2 – Block diagram

Table 1 – Terminal function definitions

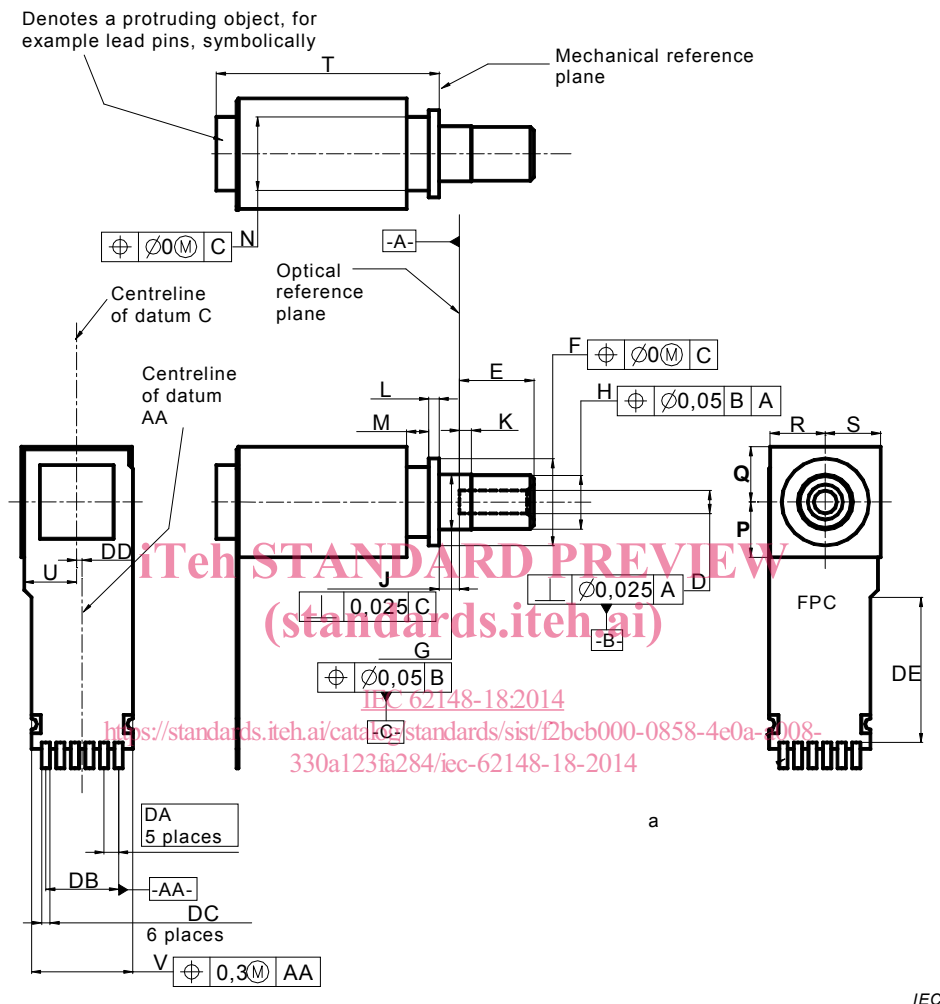
| Terminal number | Symbol | Function |
|-----------------|----------|--------------------|
| Option A | | |
| 1 | GND | Signal ground |
| 2 | V_{pd} | PD cathode |
| 3 | GND | Signal ground |
| 4 | LDC | LD cathode |
| 5 | LDA | LD anode |
| 6 | GND | Signal ground |
| 7 | RTH | thermistor |
| 8 | GND | Signal ground |
| Option B | | |
| 1 | GND | Signal ground |
| 2 | V_{pd} | PD cathode |
| 3 | GND | Signal ground |
| 4 | LDC | LD cathode |
| 5 | LDA | LD anode |
| 6 | GND | Signal ground |
| 7 | NC | No user connection |
| 8 | GND | Signal ground |

<https://standards.iteh.ai/catalog/standards/sist/f2bcb000-0858-4e0a-a008-330a123fa284/iec-62148-18-2014>
 IEC 62148-18:2014

6.3 Outline and footprint

6.3.1 Drawing of package outline

Drawing and dimensions of the package outline are shown in Figure 3 and Table 2, respectively.



- ^a Denotes 8 soldering pads corresponding to the terminals described in Figure 1 and Table 1. Features and dimensions of the pads and the FPC end portion shape around the pads shall be specified by each vendor to comply with the recommended pattern layout described in Figure 4. The features of the pads and the FPC end portion shape described in this figure are prepared as examples only.

Figure 3 – Package outline drawing