

INTERNATIONAL
STANDARD

ISO/IEC
12087-1

First edition
1995-04-15

**Information technology — Computer
graphics and image processing — Image
Processing and Interchange (IPI) —
Functional specification —
Part 1:
Common architecture for imaging**

<https://standards.iteh.ai/catalog/standards/sist/27a19f49-1231-4063-942b-04033549bfc6/iso-iec-12087-1-1995>

*Technologies de l'information — Infographie et traitement de l'image —
Traitement de l'image et échange (IPI) — Spécification fonctionnelle —
Partie 1: Architecture commune pour l'image*



Reference number
ISO/IEC 12087-1:1995(E)

Contents

1	Scope	1
2	Normative References	3
3	Definitions and abbreviations	4
3.1	Definitions	4
3.2	Abbreviations	5
3.3	Diagrammatic Conventions	5
4	The IPI architecture	7
4.1	IPI imaging architecture	7
4.1.1	IPI imaging model	7
4.1.2	IPI operator processing model	8
4.2	IPI basic data types	9
4.2.1	IPI elementary data types	10
4.2.2	IPI compound data types	10
4.3	IPI image data types	11
4.3.1	IPI derived elementary image data types	11
4.3.2	IPI derived compound image data types	11
4.3.3	IPI derived image attributes	13
4.4	IPI derived non-image data types	14
4.4.1	IPI derived image annotation data types	14
4.4.2	IPI derived image-related non-image data types	14
5	IPI-PIKS architecture	16
5.1	IPI-PIKS imaging model	16
5.1.1	IPI-PIKS neighbourhood control	16
5.1.2	IPI-PIKS image control	17
5.2	IPI-PIKS system control	17
5.2.1	Data object management	17
5.2.2	Operational synchronicity	18
5.2.3	Element chaining	18
5.2.4	Error management	18
5.3	IPI-PIKS basic data types	18
5.3.1	IPI-PIKS elementary data types	18
5.3.2	IPI-PIKS compound data types	19
5.4	IPI-PIKS derived image data descriptions	22
5.4.1	IPI-PIKS derived data types	22
5.4.2	IPI-PIKS compound image data types	22
5.4.3	Composite images	23
5.4.4	IPI-PIKS image object attributes	24
5.5	IPI-PIKS derived non-image data structures	26
5.6	IPI-PIKS data pragmata	34

© ISO/IEC 1995

All rights reserved. Unless otherwise specified, no part of this publication may be reproduced or utilized in any form or by any means, electronic or mechanical, including photocopying and microfilm, without permission in writing from the publisher.

ISO/IEC Copyright Office • Case postale 56 • CH-1211 Genève 20 • Switzerland

Printed in Switzerland

6	IPI-IIF-specific architecture	35
6.1	IPI-IIF imaging model	35
6.2	IPI-IIF basic data types	35
6.3	IPI-IIF derived data types	36
6.3.1	IPI-IIF derived image data types	36
6.3.2	IPI-IIF image attributes	36
6.3.3	IPI-IIF derived non-image data types	37
6.3.3.1	IPI-IIF image annotation data types	37
6.3.3.2	IPI-IIF image-related non-image data types	37
7	Relationship between IPI-PIKS and IPI-IIF	41
8	Conformance	42
8.1	Conformance of functionality	42
8.2	Conformance of accuracy and precision	42
8.3	Extensions	42
8.4	Conformance profiles	43
8.4.1	Types of profile	43
8.4.2	Application profile registration	44
8.4.3	Profiles defined by IPI	44
	Annexes	46
A	Structured image data types	46
B	Structure codes	48
C	The representation of colour	49
D	Language-Independent Data Types	56
D.1	Bit	56
D.2	Boolean	56
D.3	Character	57
D.4	Complex	58
D.5	Enumerated	58
D.6	Null	59
D.7	Integer	59
D.8	Real	60
D.9	State	61
D.10	Array	61
D.11	Choice	62
D.12	List	63
D.13	Pointer	64
D.14	Range	65
D.15	Record	65
D.16	Set	66
D.17	Character String	67
D.18	Table	68
E	Bibliography	69

ITC STANDARD PREVIEW
 (standards.iteh.ai)

[ISO/IEC 12087-1:1995](#)

[Document Catalogue/standards/sist/27a1949-1231-4063-942b-04033549bfb/iso-iec-12087-1-1995](#)

List of figures

1	Relationship of the parts of ISO/IEC 12087	2
2	Diagrammatic conventions	6
3	Interfaces between application program, IPI-PIKS, and IPI-IIF	8
4	Fundamental operator processing model	9
5	The operator model used by IPI-PIKS	16
6	Relationship Between a Physical Volume and IPI-PIKS Horizontal, Vertical, and Depth Coordinates	23
7	Aggregation of Image References into a List	24
8	Colour Systems and Representations Used by IPI	50

iTeh STANDARD PREVIEW
(standards.iteh.ai)

[ISO/IEC 12087-1:1995](https://standards.iteh.ai/catalog/standards/sist/27a19f49-1231-4063-942b-04033549bfcf/iso-iec-12087-1-1995)

<https://standards.iteh.ai/catalog/standards/sist/27a19f49-1231-4063-942b-04033549bfcf/iso-iec-12087-1-1995>

List of tables

1	Codes for the externally-visible representations of IPI-PIKS-specific data types	21
2	Dimensions of an IPI-PIKS Data Object	22
3	IPI-IIF profiles that correspond to IPI-PIKS profiles	44
4	IPI-PIKS profiles that correspond to IPI-IIF profiles	45
5	<i>XYZ</i> tristimulus values for the white points of common illuminance	51
6	Supported types of colour representation, and their attributes	53
7	Standardized parameterisations of colours	53
8	Parameter values for the standardized colour representations (non-normative)	54
9	Mappings Between Colours and Image Channels	55

iTeh STANDARD PREVIEW (standards.iteh.ai)

[ISO/IEC 12087-1:1995](https://standards.iteh.ai/catalog/standards/sist/27a19f49-1231-4063-942b-04033549bfcf/iso-iec-12087-1-1995)

<https://standards.iteh.ai/catalog/standards/sist/27a19f49-1231-4063-942b-04033549bfcf/iso-iec-12087-1-1995>

Foreword

ISO (the International Organization for Standardization) and IEC (the International Electrotechnical Commission) form the specialized system for worldwide standardization. National bodies that are members of ISO or IEC participate in the development of International Standards through technical committees established by the respective organization to deal with particular fields of technical activity. ISO and IEC technical committees collaborate in fields of mutual interest. Other international organizations, governmental and non-governmental, in liaison with ISO and IEC, also take part in the work.

In the field of information technology, ISO and IEC have established a joint technical committee, ISO/IEC JTC 1. Draft International Standards adopted by the joint technical committee are circulated to national bodies for voting. Publication as an International Standard requires approval by at least 75 % of the national bodies casting a vote.

International Standard ISO/IEC 12087-1 was prepared by Joint Technical Committee ISO/IEC JTC 1, *Information technology*, Subcommittee SC 24, *Computer graphics and image processing*.

ISO/IEC 12087 consists of the following parts, under the general title *Information technology — Computer graphics and image processing — Image processing and interchange (IPI) — Functional specification*:

- Part 1: *Common architecture for imaging*
- Part 2: *Programmer's imaging kernel system application programme interface*
- Part 3: *Image Interchange Facility (IIF)*

Annexes A to D form an integral part of this part of ISO/IEC 12087. Annex E is for information only.

Introduction

The processing of images is a requirement of many application areas of information processing. Early work in these areas led to the development of many application program interfaces and a large number of image representations for interchange. The purpose of ISO/IEC 12087 is to provide an application program interface and an image interchange representation in order to increase the portability of application software.

ISO/IEC 12087 provides an architectural model for the representation and manipulation of images in a digital form. Based on this model, it defines an application program interface and an image interchange format. It is applicable to all application areas that involve the processing, manipulation, or transfer of image data.

ISO/IEC 12087 includes notes and exemplary material. Such material is non-normative: it is included solely to aid understanding and does not form part of ISO/IEC 12087.

ISO/IEC 12087 initially comprises three parts:

- 1 *Common architecture for imaging*, which describes the common architectural material on which the entire Standard is based;
- 2 *Programmer's imaging kernel system application program interface*, which defines processing operations to be carried out on image data;
- 3 *Image Interchange Facility (IIF)*, which defines how images may be interchanged between application programs.

Information may be interchanged between the application program, Programmer's Imaging Kernel System (IPI-PIKS), and Image Interchange Facility (IPI-IIF) (see figure). Data paths between all three components are standardized in ISO/IEC 12087, as indicated by the solid lines; however, it is also permitted that implementations may use private, implementation-dependent data paths, shown by dashed lines; such data paths are outside the scope of ISO/IEC 12087.

There are a great many types of application that involve the use of images. The Computer Graphics Reference Model [ISO 11072] identifies six main function classes (see figure 0.1):

- image analysis — transformation of digital images to image and non-image data; this encompasses basic functions such as histogram generation, mean value determination, image classification, *etc.*, but does not include image understanding using artificial intelligence techniques.
- image interpretation — the process of inferring symbolic scene descriptions from image data.
- image presentation — transformation of image data to a form suitable for an observer; *e.g.*, via video monitors, printers, film recorders, *etc.*
- image processing — transformation of digital images to digital images; *e.g.*, grey value contrast enhancement, edge detection, *etc.*
- image sensing — transformation of real-world information to digital images; *e.g.*, via cameras, optical scanners, *etc.*
- image synthesis — transformation of non-image data to image data; this encompasses functions such as the rendering of lines, creation of test images, simulation of sensor functions, letters of graphical text and symbols, *etc.*

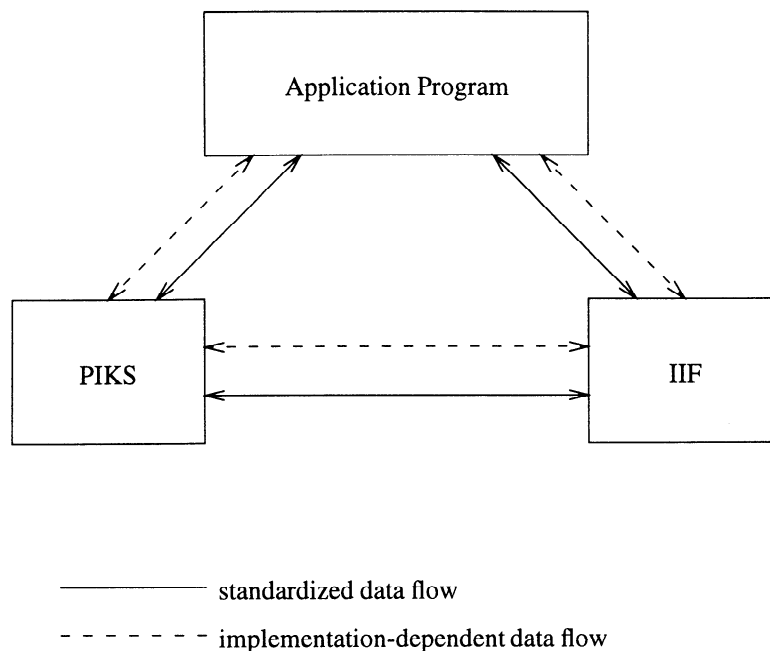


Figure 0.1 — Data flow between the application program, IPI-PIKS, and IPI-IIF

As figure indicates, all these function classes involve the manipulation of a digital image; some function classes also require information that is related to the data contained in the digital image but is itself non-image in nature. This *image-related* information is essential to many of the common operations performed on digital images and is therefore also described by ISO/IEC 12087.

ISO/IEC 12087 is also concerned with *image interchange*, the interchange of digital images among imaging applications; this serves for the communication of image data and related non-image data among imaging applications.

The term 'digital image' used in [ISO 11072] is synonymous with the term 'image' as used in ISO/IEC 12087. It is important to realize the distinction between 'image' (or 'digital image') as used in ISO/IEC 12087 and the term 'image' as it may be used colloquially: in ISO/IEC 12087, 'image' (or 'digital image') refers to a particular representation of image data within a computer system. An image may not be viewed directly. To view an image, an explicit presentation step is involved, as figure indicates. Image data that are in a form suitable for viewing by an observer are termed 'presentable' image data in ISO/IEC 12087.

NOTE 1 Some application areas, which might loosely be termed "image understanding," utilize data derived from an image by means of some analysis; such applications are therefore omitted from this ISO/IEC 12087. However, ISO/IEC 12087 may be used by such applications.

This part of ISO/IEC 12087 fulfills the following purposes:

- It provides an overview of ISO/IEC 12087;
- It defines a Common Architecture for Imaging, an abstract architectural model for the representation

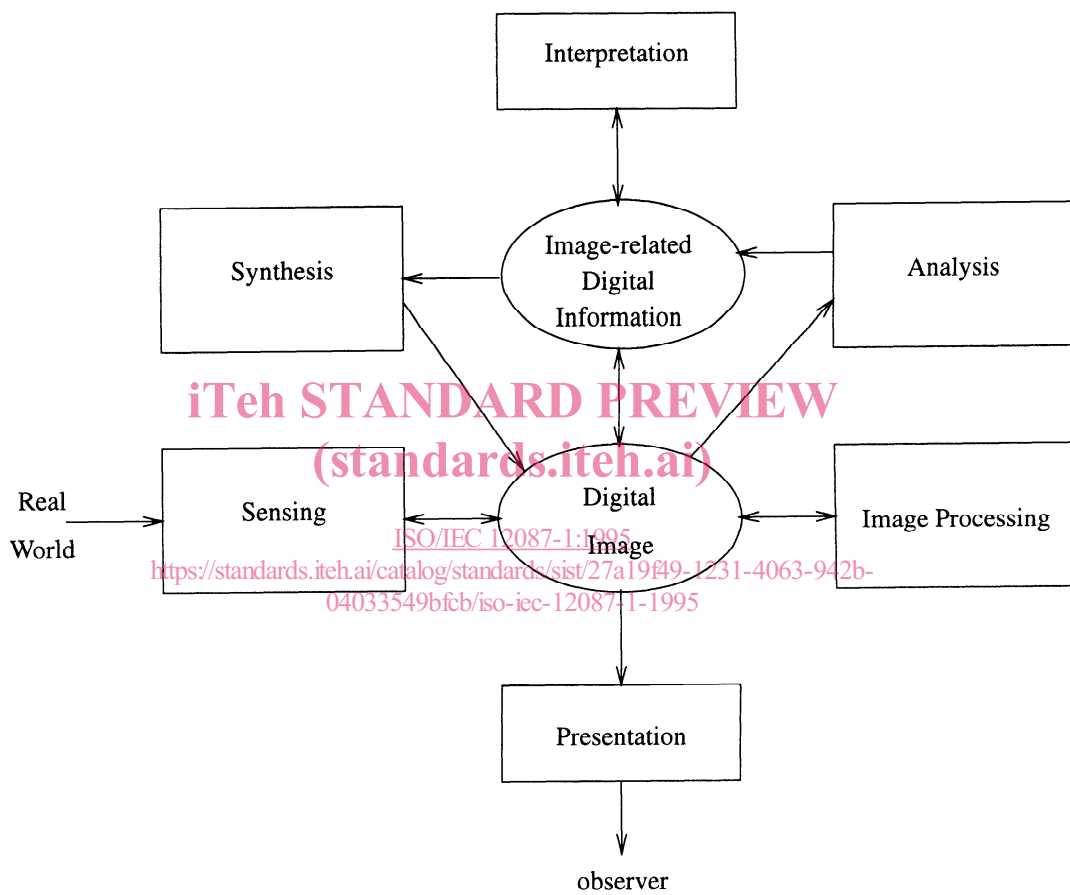


Figure 0.2 — Classes of operations on images

and processing of image data. The purpose of this model is to define a common set of data types and a common image representation for use with all other parts of ISO/IEC 12087 and to provide a standardized framework upon which future imaging standards may be built, allowing simplified conversion of existing applications to the new standard.

- c) It defines rules to which conforming implementations shall adhere and the mechanism by which conformance is achieved.

iTeh STANDARD PREVIEW **(standards.iteh.ai)**

[ISO/IEC 12087-1:1995](https://standards.iteh.ai/catalog/standards/sist/27a19f49-1231-4063-942b-04033549bfcf/iso-iec-12087-1-1995)

<https://standards.iteh.ai/catalog/standards/sist/27a19f49-1231-4063-942b-04033549bfcf/iso-iec-12087-1-1995>

Information technology — Computer graphics and image processing — Image Processing and Interchange (IPI) — Functional specification —

Part 1:

Common architecture for imaging

STANDARD PREVIEW
(standards.iteh.ai)

[ISO/IEC 12087-1:1995](https://standards.iteh.ai/catalog/standards/sist/27a19f49-1231-4063-942b-04033549bfcf/iso-iec-12087-1-1995)

<https://standards.iteh.ai/catalog/standards/sist/27a19f49-1231-4063-942b-04033549bfcf/iso-iec-12087-1-1995>

1 Scope

ISO/IEC 12087 is concerned with the manipulation, processing, and interchange of all types of digital images. The main purpose of this part is to define a generic, unifying imaging architecture to which other parts of ISO/IEC 12087 conform. This part of ISO/IEC 12087 also defines those “specializations” or “delineations” of the generic imaging architecture that are required to support IPI-PIKS and IPI-IIF.

The relationship of the different parts of ISO/IEC 12087 is shown in figure 1. This part of ISO/IEC 12087 describes material that applies throughout ISO/IEC 12087, including topics such as data types available for use in image data and image-related data, and a model for the processing of digital images by operators. These topics are presented in a general form, since it is intended that subsequent imaging standards will conform to the same architectural model.

Derived from this general description are more constrained descriptions of the same topics. The principal reason for this process of delineation is to restrict the range of data representations for IPI-PIKS and IPI-IIF, while simultaneously ensuring that IPI-IIF is capable of interchanging both IPI-PIKS data objects and objects that cannot be represented or manipulated within IPI-PIKS.

ISO/IEC 12087 permits multiple Application Program Interface (API)s to be developed, each of which must be

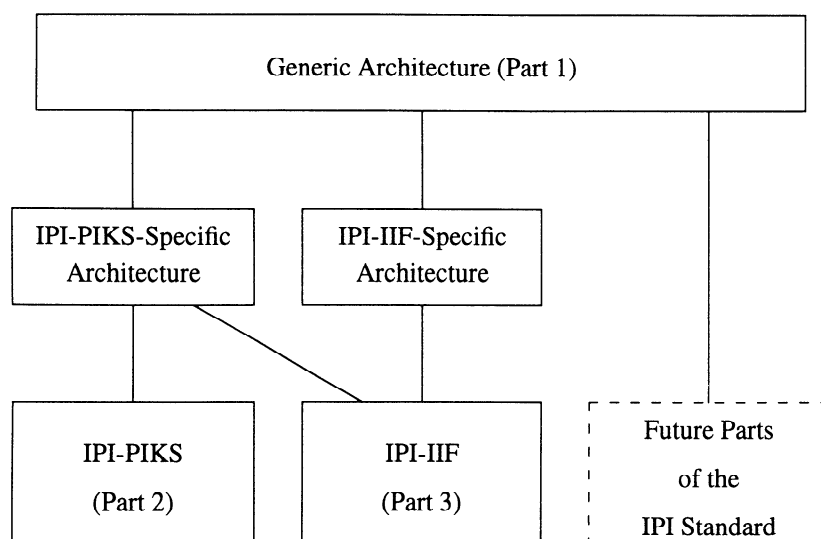


Figure 1 — Relationship of the parts of ISO/IEC 12087

based on specific delineations of the imaging model described herein. Each API will be specified in a separate part of ISO/IEC 12087. Any subsequent APIs developed as part of ISO/IEC 12087 must conform to the common architecture described in this document, and must be extensions of the APIs described in ISO/IEC 12087-2 and ISO/IEC 12087-3.

ISO/IEC 12087 is intended for use in a wide variety of environments where digital images are handled.

<https://standards.iteh.ai/catalog/standards/sist/27a19f49-1231-4063-942b-04033549bfcf/iso-iec-12087-1-1995>

NOTE 2 Application areas that are addressed by Image Processing and Interchange (IPI) include: image manipulation; image enhancement; image analysis; and image transport. Application areas that are not addressed by IPI include: computer graphics; image understanding; multimedia; device control; and window systems.

ISO/IEC 12087 is intended to conform with other International Standards developed to handle digital images. Such standards include the JPEG [ISO/IEC 10918-1:1994], and MPEG [ISO/IEC 11172-1:1993] compression standards, Open Systems Interconnect [ISO/IEC 8824:1990], and Office Document Architecture [ISO/IEC 8613]. Those aspects of ISO/IEC 12087 that are concerned with the acquisition and display of digital images conform with the Computer Graphics Reference Model [ISO 11072]. Furthermore, annex B of [ISO 11072] describes how imaging fits within the general framework of that model. ISO/IEC 12087-3 uses Abstract Syntax Notation 1 [ISO/IEC 8824:1990] in the definition of the image interchange format.

ISO/IEC 12087 complies directly with all standards listed in clause 2.

2 Normative References

The following standards contain provisions which, through reference in this text, constitute provisions of this part of the IPI Standard. At the time of publication, the editions indicated were valid. All standards are subject to revision, and parties to agreements based on ISO/IEC 12087 are encouraged to investigate the possibility of applying the most recent editions of the standards listed below. Members of IEC and ISO maintain registers of currently valid International Standards.

ISO/IEC 646:1991, *Information technology, ISO 7-bit coded character set for information interchange*.

ISO/IEC 8613:1989, *Information processing — Text and office systems — Office Document Architecture (ODA) and interchange format*.

ISO/IEC 8824:1990, *Information technology — Open Systems Interconnection — Specification of Abstract Syntax Notation One ASN.1*.

ISO/IEC 8825:1990, *Information technology — Open Systems Interconnection — Specification of Basic Encoding Rules for Abstract Syntax Notation One (ASN.1)*.

ISO/IEC 9973:1994, *Information technology, Computer graphics and image processing — Procedures for registration of graphical items*.

ISO/IEC 10918-1:1994, *Information technology — Digital compression and coding of continuous-tone still images: Requirements and guidelines*.

ISO/IEC 11072:1992, *Information technology — Computer graphics — Computer Graphics Reference Model*.

ISO/IEC 11172-1:1993, *Information technology — Coding of moving pictures and associated audio for digital storage media up to about 1,5 Mbit/s — Part 1: Systems*.

CIE:1931, *Proceedings of the eighth session, Cambridge, England, 1931*. Bureau Centrale de la CIE, Paris.

CIE:1970, *International Lighting Vocabulary*. CIE publication no. 17, third edition, Bureau Centrale de la CIE.

CIE:1976, *CIE recommendations on uniform colour space, colour difference equations, psychomatic colour terms*. Supplement no. 2 to CIE publication 15, Bureau Centrale de la CIE, Paris.

CCIR:1990a, *Report 476-1, Colorimetric standards in colour television*. Recommendations of the CCIR 1990, Annex to Volume XI – Part 1 – Broadcasting Service (Television), CCIR, Geneva.

CCIR:1990b, *Report 624-4, Characterization of television systems*. Recommendation of the CCIR 1990, Annex to Volume XI – Part 1 – Broadcasting Service (Television), CCIR, Geneva.

CCIR:1990c, *Recommendation 709, Basic parameter values of the HDTV standard for the studio and for international programme exchange*. Recommendations of the CCIR 1990, Volume XI – Part 1 – Broadcasting Service (Television), CCIR, Geneva.

EBU:1975, *EBU standard for chromaticity tolerances for studio monitors*. Tech. 3213-E, Brussels.

DeMarsh:1974, *Colorimetric standards in U. S. color television. A report by the subcommittee on systems colorimetry of the SMPTE television committee*. L. E. DeMarsh, Journal of the Society of Motion Picture and Television Engineers, vol. 83.

NTSC:1954, *NTSC signal specifications*. Proceedings of the IRE, January 1954.

3 Definitions and abbreviations

3.1 Definitions

For the purpose of ISO/IEC 12087, the following definitions apply.

3.1.1 digital image: Synonymous with image.

3.1.2 element: A collective noun used to describe mechanism, operator, tool, and utility.

3.1.3 image: A data structure that contains pixels and image-related data.

3.1.4 image data: Digital values corresponding to pixels.

3.1.5 image-related data: Information that provides context for the interpretation of an image.

3.1.6 mechanism: A software element that performs control and management tasks.

3.1.7 operator: A software element that performs manipulation of an image or set of images. Permitted operator types are image-to-image, image-to-non-image, and non-image-to-non-image.

NOTE 3 Operators may be based upon other operators — in which case they are said to be high-level operators — or may not, in which case they are said to be primitive. All classes of IPI-PIKS operators, tools, and utilities may be invoked from an application program, but only operators and utilities interface directly to the underlying system.

3.1.8 primitive operator: One of a small set of low-level operators that is fundamental to image processing.

3.1.9 pixel: An abbreviation for the term 'picture element.'

NOTE 4 In some application areas, the term 'pixel' commonly refers to 2D images only, with separate terms (*e.g.*, 'voxel') being used to describe an element of a higher-dimensional image. In this Standard, the single term 'pixel' is used to refer an element of an image of any dimensionality.

3.1.10 picture element: A digital representation of one or more quantities at a particular location within an image. A picture element may have an associated physical metric, size, or interval.

3.1.11 tool: A software element that creates data objects to be used by operators. Examples of tools are test image generation and the generation of mathematical functions.

3.1.12 utility: A software element that performs basic image manipulation operations (*e.g.*, image import, access, and memory management).

3.2 Abbreviations

API	Application Program Interface
CAI	Common Architecture for Imaging
CCIR	Comité Consultatif International des Radiocommunications
CGI	Computer Graphics Interface
CGM	Computer Graphics Metafile
CIE	Commission Internationale d'Eclairage
CMY	Cyan, Magenta, Yellow (colour model)
CMYK	Cyan, Magenta, Yellow, Black (colour model)
EBU	European Broadcasting Union
GKS	Graphical Kernel System
JPEG	Joint Photographic Experts Group
IHS	Intensity, Hue, Saturation (colour representation)
IIF	Image Interchange Facility
MPEG	Motion Picture Experts Group
NMR	Nuclear Magnetic Resonance
NTSC	National Television Standards Committee
ODA	Office Document Architecture
ODIF	Office Document Interchange Format
PET	Positron Emission Tomography
PHIGS	Programmer's Hierarchical Interactive Graphics System
PIKS	Programmer's Imaging Kernel System
RGB	Red, Green, Blue (colour representation)
ROI	region of interest (defined in clause 4.4.2)
SMPTE	Society of Motion Picture and Television Engineers

<https://standards.iteh.ai/catalog/standards/sist/27a19f49-1231-4063-942b-04033549bfc6/iso-iec-12087-1-1995>

3.3 Diagrammatic Conventions

Diagrams are used throughout ISO/IEC 12087 to support textual descriptions. The graphical items that comprise these diagrams have a consistent meaning, as shown in figure 2, unless indicated to the contrary.