



SLOVENSKI STANDARD

SIST-TP CLC/TR 61158-1:2009

01-februar-2009

Nadomešča:

SIST-TP CLC/TR 61158-1:2004

**Industrijska komunikacijska omrežja - Specifikacije za procesna vodila - 1. del:
Pregled in vodila za dokumente IEC 61158 in IEC 61784**

Industrial communication networks - Fieldbus specifications -- Part 1: Overview and guidance for the IEC 61158 and IEC 61784 series

Industrielle Kommunikationsnetze - Feldbusse - Teil 1: Überblick und Leitfaden zu den Normen der Reihe IEC 61158 und IEC 61784

STANDARD PREVIEW
(standards.iteh.ai)
<https://standards.iteh.ai/catalog/standards/sist/f2a98b82-37bf-4efa-adca-f0def1b22770/sist-tp-clc-tr-61158-1-2009>

Ta slovenski standard je istoveten z: CLC/TR 61158-1:2008

ICS:

25.040.40	Merjenje in krmiljenje industrijskih postopkov	Industrial process measurement and control
35.110	Omreževanje	Networking

SIST-TP CLC/TR 61158-1:2009 en

iTeh STANDARD PREVIEW
(standards.iteh.ai)

SIST-TP CLC/TR 61158-1:2009

<https://standards.iteh.ai/catalog/standards/sist/f2a98b82-37bf-4efa-adca-f0defdb22770/sist-tp-clc-tr-61158-1-2009>

TECHNICAL REPORT
RAPPORT TECHNIQUE
TECHNISCHER BERICHT

CLC/TR 61158-1

December 2008

ICS 25.040; 35.100; 35.240.50

Supersedes CLC/TR 61158-1:2004

English version

**Industrial communication networks -
Fieldbus specifications -
Part 1: Overview and guidance for the IEC 61158 and IEC 61784 series
(IEC/TR 61158-1:2007)**

This Technical Report was approved by CENELEC on 2008-09-19.

CENELEC members are the national electrotechnical committees of Austria, Belgium, Bulgaria, Cyprus, the Czech Republic, Denmark, Estonia, Finland, France, Germany, Greece, Hungary, Iceland, Ireland, Italy, Latvia, Lithuania, Luxembourg, Malta, the Netherlands, Norway, Poland, Portugal, Romania, Slovakia, Slovenia, Spain, Sweden, Switzerland and the United Kingdom.

[SIST-TP CLC/TR 61158-1:2009](https://standards.iteh.ai/catalog/standards/sist/f2a98b82-37bf-4efa-adca-f0defdb22770/sist-tp-clc-tr-61158-1-2009)

<https://standards.iteh.ai/catalog/standards/sist/f2a98b82-37bf-4efa-adca-f0defdb22770/sist-tp-clc-tr-61158-1-2009>

CENELEC

European Committee for Electrotechnical Standardization
Comité Européen de Normalisation Electrotechnique
Europäisches Komitee für Elektrotechnische Normung

Central Secretariat: rue de Stassart 35, B - 1050 Brussels

Foreword

The text of the Technical Report IEC/TR 61158-1:2007, prepared by SC 65C, Industrial networks, of IEC TC 65, Industrial-process measurement, control and automation, was submitted to vote in accordance with the Internal Regulations, Part 2, Subclause 11.4.3.3 (simple majority) and was approved by CENELEC as CLC/TR 61158-1 on 2008-09-19.

This Technical Report supersedes CLC/TR 61158-1:2004.

CLC/TR 61158-1:2008 includes the following significant changes from CLC/TR 61158-1:2004:

- deletion of the former Type 6 fieldbus, a placeholder for a Type 5 fieldbus data-link layer, and the Type 1 application layer for lack of market relevance;
- addition of new types of fieldbuses: Types 11 to 20;
- generalization of the Type 1 radio, which is seldom used, to a more useful form;
- additional descriptions explaining the relation of EN 61158 to the EN 61784 family of companion profiles and the structure of these profile documents;
- division of parts 3 through 6 of the third edition into multiple parts numbered 3-1, 3-2, ..., 3-19; 4-1, 4-2, ..., 4-19; 5-2, 5-3, ..., 5-20; 6-2, 6-3, ..., 6-20;
- presentation of the service description concepts used in the many application layer service definitions: parts 5-2, 5-3, ..., 5-20.

[SIST-TP CLC/TR 61158-1:2009](https://standards.iteh.ai/catalog/standards/sist/f2a98b82-37bf-4efa-adca-f0defdb22770/sist-tp-clc-tr-61158-1-2009)

<https://standards.iteh.ai/catalog/standards/sist/f2a98b82-37bf-4efa-adca-f0defdb22770/sist-tp-clc-tr-61158-1-2009>

Endorsement notice

The text of the Technical Report IEC/TR 61158-1:2007 was approved by CENELEC as a Technical Report without any modification.

In the official version, for Bibliography, the following notes have to be added for the standards indicated:

IEC 61158 series	NOTE Harmonized in EN 61158 series (not modified).
IEC 61508 series	NOTE Harmonized in EN 61508 series (not modified).
IEC 61784 series	NOTE Harmonized in EN 61784 series (not modified).
IEC 61918	NOTE Harmonized as EN 61918:2008 (modified).



TECHNICAL REPORT

**Industrial communication networks – Fieldbus specifications –
Part 1: Overview and guidance for the IEC 61158 and IEC 61784 series**

[SIST-TP CLC/TR 61158-1:2009
https://standards.iteh.ai/catalog/standards/sist/f2a98b82-37bf-4efa-adca-
f0defdb22770/sist-tp-clc-tr-61158-1-2009](https://standards.iteh.ai/catalog/standards/sist/f2a98b82-37bf-4efa-adca-f0defdb22770/sist-tp-clc-tr-61158-1-2009)

INTERNATIONAL
ELECTROTECHNICAL
COMMISSION

PRICE CODE

XA

CONTENTS

FOREWORD.....	4
1 Scope.....	6
2 Normative references	6
3 Abbreviations	6
4 Guidelines for implementers and users.....	6
4.1 Background and purpose.....	6
4.2 Supported options	7
4.3 Benefits from using a common and formal style.....	7
5 Concept of IEC 61158 series	7
6 Mapping onto the OSI Basic Reference Model.....	9
6.1 Overview	9
6.2 Physical layer service and protocol.....	10
6.3 Data-link layer service	11
6.4 Data-link layer protocol	12
6.5 Application layer service.....	12
6.6 Application layer protocol	13
7 Structure of IEC 61158 and IEC 61784 series.....	14
7.1 The IEC 61158 physical layer.....	14
7.2 The IEC 61158 data-link layer	14
7.3 The IEC 61158 application layer.....	14
7.4 IEC 61784-1 and IEC 61784-2 fieldbus profiles	15
7.5 IEC 61784-3 functional safety communication profiles.....	18
7.6 IEC 61784-5 installation profiles.....	19
8 Brief summary of the characteristics of each service and protocol for each type of fieldbus	22
8.1 Summary of the physical layer service and protocol characteristics	22
8.2 Summary of data-link layer service characteristics	24
8.3 Summary of data-link layer protocol characteristics	25
8.4 Summary of application layer service characteristics	26
8.5 Summary of application layer protocol characteristics.....	28
9 Application layer service description concepts	30
9.1 Overview	30
9.2 Architectural relationships	30
9.3 Fieldbus application layer structure	32
9.4 Fieldbus application layer naming and addressing.....	44
9.5 Architecture summary.....	45
9.6 Notional FAL service procedures.....	46
9.7 Common FAL attributes.....	47
9.8 Common FAL service parameters.....	48
9.9 APDU size.....	49
10 Data type ASE.....	49
10.1 Overview	49
10.2 Formal definition of data type objects	52
Annex A (informative) Trade name declarations	54
Bibliography.....	56

Figure 1 – Generic fieldbus network.....	8
Figure 2 – Concept of DL/AL to separate service and protocol parts	9
Figure 3 – Basic fieldbus reference model	10
Figure 4 – General model of physical layer	11
Figure 5 – Relationship of the IEC 61158-3 and IEC 61158-4 series to other fieldbus layers and to users of the fieldbus data-link service	11
Figure 6 – Relationship of the IEC 61158-5 and IEC 61158-6 series to other fieldbus layers and to users of the fieldbus application service	12
Figure 7 – Structure of communication profile families	16
Figure 8 – Example of a CPF structure	17
Figure 9 – Document structure of IEC 61918 and the IEC 61784-5 series	21
Figure 10 – Relationship to the OSI Basic Reference Model	31
Figure 11 – Architectural positioning of the fieldbus application layer.....	31
Figure 12 – Client/server interactions.....	34
Figure 13 – Pull model interactions	35
Figure 14 – Push model interactions	35
Figure 15 – APOs services conveyed by the FAL.....	37
Figure 16 – Application entity structure	39
Figure 17 – Example FAL ASEs.....	40
Figure 18 – FAL management of objects.....	41
Figure 19 – ASE service conveyance.....	42
Figure 20 – Defined and established AREPs.....	44
Figure 21 – FAL architectural components.....	46
Figure 22 – Data-type class hierarchy example.....	50
Table 1 – OSI and IEC 61158 layers	10
Table 2 – CPF, CP, and type relations	18
Table A.1 – Trade names of CPFs and CPs.....	54

INTERNATIONAL ELECTROTECHNICAL COMMISSION

**INDUSTRIAL COMMUNICATION NETWORKS –
FIELDBUS SPECIFICATIONS –**
Part 1: Overview and guidance for the IEC 61158 and IEC 61784 series

FOREWORD

- 1) The International Electrotechnical Commission (IEC) is a worldwide organization for standardization comprising all national electrotechnical committees (IEC National Committees). The object of IEC is to promote international co-operation on all questions concerning standardization in the electrical and electronic fields. To this end and in addition to other activities, IEC publishes International Standards, Technical Specifications, Technical Reports, Publicly Available Specifications (PAS) and Guides (hereafter referred to as "IEC Publication(s)"). Their preparation is entrusted to technical committees; any IEC National Committee interested in the subject dealt with may participate in this preparatory work. International, governmental and non-governmental organizations liaising with the IEC also participate in this preparation. IEC collaborates closely with the International Organization for Standardization (ISO) in accordance with conditions determined by agreement between the two organizations.
- 2) The formal decisions or agreements of IEC on technical matters express, as nearly as possible, an international consensus of opinion on the relevant subjects since each technical committee has representation from all interested IEC National Committees.
- 3) IEC Publications have the form of recommendations for international use and are accepted by IEC National Committees in that sense. While all reasonable efforts are made to ensure that the technical content of IEC Publications is accurate, IEC cannot be held responsible for the way in which they are used or for any misinterpretation by any end user.
- 4) In order to promote international uniformity, IEC National Committees undertake to apply IEC Publications transparently to the maximum extent possible in their national and regional publications. Any divergence between any IEC Publication and the corresponding national or regional publication shall be clearly indicated in the latter.
- 5) IEC provides no marking procedure to indicate its approval and cannot be rendered responsible for any equipment declared to be in conformity with an IEC Publication.
- 6) All users should ensure that they have the latest edition of this publication.
- 7) No liability shall attach to IEC or its directors, employees, servants or agents including individual experts and members of its technical committees and IEC National Committees for any personal injury, property damage or other damage of any nature whatsoever, whether direct or indirect, or for costs (including legal fees) and expenses arising out of the publication, use of, or reliance upon, this IEC Publication or any other IEC Publications.
- 8) Attention is drawn to the Normative references cited in this publication. Use of the referenced publications is indispensable for the correct application of this publication.
- 9) Attention is drawn to the possibility that some of the elements of this IEC Publication may be the subject of patent rights. IEC shall not be held responsible for identifying any or all such patent rights.

The main task of IEC technical committees is to prepare International Standards. However, a technical committee may propose the publication of a technical report when it has collected data of a different kind from that which is normally published as an International Standard, for example "state of the art".

Technical reports do not necessarily have to be reviewed until the data they provide are considered to be no longer valid or useful by the maintenance team.

NOTE Use of some of the associated protocol types is restricted by their intellectual-property-right holders. In all cases, the commitment to limited release of intellectual-property-rights made by the holders of those rights permits a particular data-link layer protocol Type to be used with physical layer and application layer protocols in Type combinations as specified explicitly in the IEC 61784 series. Use of the various protocol types in other combinations may require permission of their respective intellectual-property-right holders.

IEC 61158-1, which is a Technical Report, has been prepared by subcommittee 65C: Industrial networks, of IEC technical committee 65: Industrial-process measurement, control and automation.

This second edition of this technical report cancels and replaces IEC/TR 61158-1:2003. This edition of this part constitutes a technical revision.

This edition includes the following significant changes from the previous edition:

- a) deletion of the former Type 6 fieldbus, a placeholder for a Type 5 fieldbus data-link layer, and the Type 1 application layer for lack of market relevance;
- b) addition of new types of fieldbuses: types 11 to 20;
- c) generalization of the Type 1 radio, which is seldom used, to a more useful form;
- d) additional descriptions explaining the relation of IEC 61158 to the IEC 61784 family of companion profiles and the structure of these profile documents;
- e) division of parts 3 through 6 of the third edition into multiple parts numbered 3-1, 3-2, ..., 3-19; 4-1, 4-2, ..., 4-19; 5-2, 5-3, ..., 5-20; 6-2, 6-3, ..., 6-20;
- f) presentation of the service description concepts used in the many application layer service definitions: parts 5-2, 5-3, ..., 5-20.

The text of this technical report is based on the following documents:

Enquiry draft	Report on voting
65C/431A/DTR	65C/450/RVC

Full information on the voting for the approval of this technical report can be found in the report on voting indicated in the above table.

This publication has been drafted in accordance with ISO/IEC Directives, Part 2.

The committee has decided that the contents of this publication will remain unchanged until the maintenance result date indicated on the IEC web site under <http://webstore.iec.ch> in the data related to the specific publication. At this date, the publication will be:

- reconfirmed;
- withdrawn;
- replaced by a revised edition, or
- amended.

NOTE The revision of this technical report will be synchronized with the other parts of the IEC 61158 series.

The list of all the parts of the IEC 61158 series, under the general title *Industrial communication networks – Fieldbus specifications*, can be found on the IEC web site and in the bibliography.

INDUSTRIAL COMMUNICATION NETWORKS – FIELDBUS SPECIFICATIONS –

Part 1: Overview and guidance for the IEC 61158 and IEC 61784 series

1 Scope

This technical report presents an overview and guidance for the IEC 61158 series. It

- explains the structure and content of the IEC 61158 series;
- relates the structure of the IEC 61158 series to the ISO/IEC 7498 OSI Basic Reference Model;
- shows the logical structure of the IEC 61784 series;
- shows how to use parts of the IEC 61158 series in combination with IEC 61784 series;
- provides explanations of some aspects of the IEC 61158 series that are common to the parts of the IEC 61158-5 series.

2 Normative references

None

iTeh STANDARD PREVIEW
(standards.iteh.ai)

3 Abbreviations

For the purposes of this document, the following abbreviations, based partially on the concepts developed in ISO/IEC 7498-1, apply:

3.1 AL	Application layer (N = 7)
3.2 AR	Application relationship
3.3 AREP	Application relationship endpoint
3.4 DL-	Data-link layer (as a prefix)
3.5 DLL	Data-link layer (N = 2)
3.6 (n)-layer	Layer <i>n</i> of the OSI Basic Reference Model
3.7 OSI	Open systems interconnection
3.8 Ph-	Physical layer (as a prefix)
3.9 PhL	Physical layer layer (N = 1)

4 Guidelines for implementers and users

4.1 Background and purpose

Communication in global markets requires a global understanding of a specification (standard or not). ISO/OSI related specifications provide a common basis for understanding and acceptance between international experts (manufacturers and end-users). Examples are

- ISO/IEC 7498 series for general layering and structuring;
- ISO/IEC 9545 for general application layer modeling;
- ISO/IEC 8886 for data-link layer modeling.

The IEC 61158 series specifies a number of different fieldbus types in each of the parts of the series (part 2 and the parts of part 3 through part 6). As a result of the editorial harmonization

work done by IEC, each PhL, DLL and AL specification within IEC 61158 is shown in a homogeneous way. The description of each layer offers, as far as possible, common views, concepts, definitions, and descriptive methods.

This common approach has been adopted to assist users and implementers in understanding the several specifications. It is also intended to assist in comparing available products and their communications-related features.

4.2 Supported options

Most of the fieldbus types specified in the IEC 61158 series include a range of selectable and configurable options within their detailed specifications. In general, only certain restricted combinations of options will interwork or interoperate correctly.

The recommended combinations of options are collected in IEC 61784-1 and IEC 61784-2.

IEC 61784-1 and IEC 61784-2 provide users and implementers with details of supported fieldbus specifications based on selected options that are intended to work together consistently and correctly. In most cases, available product demonstrations and working plant experience support these profiles.

Annex A of IEC 61784-1 and IEC 61784-2 help select the needed fieldbus by showing the key features of each of the profiled fieldbus protocol families.

As a result, the route map recommended to select a fieldbus is:

- Clause 5 to Clause 8 of this Technical Report
- IEC 61784-1, Annex A: Communication concepts
- IEC 61784-2, Annex A: Performance indicator calculations
- IEC 61784-1 and IEC 61784-2, Communication Profile Family
- IEC 61158 series as appropriate for the particular fieldbus type of interest.

4.3 Benefits from using a common and formal style

The benefits gained from using a common and formal style to specify the communication system are:

- the common look and feel of a specification saves effort during evaluation;
- a common structure helps to identify and to specify common parts and contents;
- the common approach represents a first step to ensure long-term quality and stability;
- missing parts and items of any specification are more readily identified by comparison with the other specifications, leading to a simplified review and evaluation procedure;
- a common basis facilitates the development of test and certification procedures;
- modular concepts support future enhancements, extensions and adaptation of new technologies.

5 Concept of IEC 61158 series

Conceptually, a fieldbus is a digital, serial, multidrop, data bus for communication with industrial control and instrumentation devices such as – but not limited to – transducers, actuators and controllers.

The IEC 61158 series specifies a number of fieldbus protocol types. Each protocol type is designed to permit multiple measurement and control devices to communicate on a shared medium. Devices communicate directly only with other devices of the same protocol type.

NOTE 1 Devices which use the same lower-layer protocols in a compatible fashion but differ in their higher-layer protocols may be able to share a lower-layer medium.

NOTE 2 In all cases, a particular data-link layer protocol type may be used without restriction when coupled with physical layer and application layer protocols of the same type or with other combinations as specified in IEC 61784-1 and IEC 61784-2. Use of the various protocol types in other combinations may require permission from their respective copyright holders.

These protocol types have been engineered to support information processing, monitoring and control systems for any industrial sector and related domains. An example application for high-integrity low-level communication between sensors, actuators and local controllers in a process plant, together with the interconnection of programmable controllers, is shown in Figure 1.

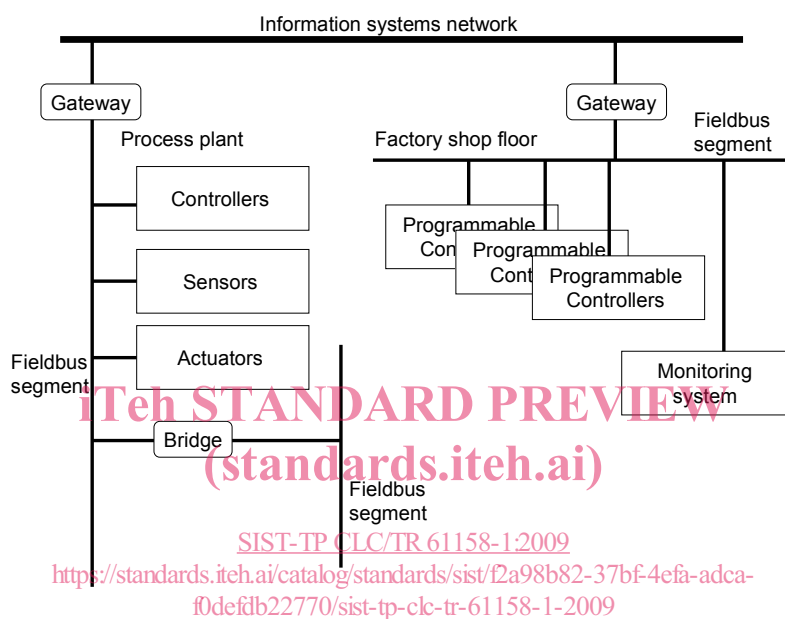


Figure 1 – Generic fieldbus network

A number of fieldbus types are specified in the IEC 61158 series using the following concepts for decomposition.

- a) **First concept:** The complex communication task is divided into different layers based on an adaptation of ISO/IEC 7498, the ISO/OSI Basic Reference Model, thereby facilitating well-structured functions and interfaces (see Clause 6). This has the following benefits:
 - decomposition of complex tasks;
 - modular structure to adapt different technologies.
- b) **Second concept:** Each fieldbus type is composed of one or more layer specifications. Most types include a number of services and protocol options that require an appropriate selection to support a working system. Compatible selections of options and services within one of the IEC 61158 fieldbus types are specified as standardized communication profiles in IEC 61784-1 and IEC 61784-2. Most of these profiles are supported by consortia or trade associations which are identified in the profile specification.
- c) **Third concept:** The physical, data-link and application layers are described in complementary ways, in terms of the offered services and the protocol which provides those services.

Figure 2 illustrates the differences between service and protocol viewpoints of the data-link and application layers. The protocol parts show the layer implementer's view and the service parts show the layer user's view.

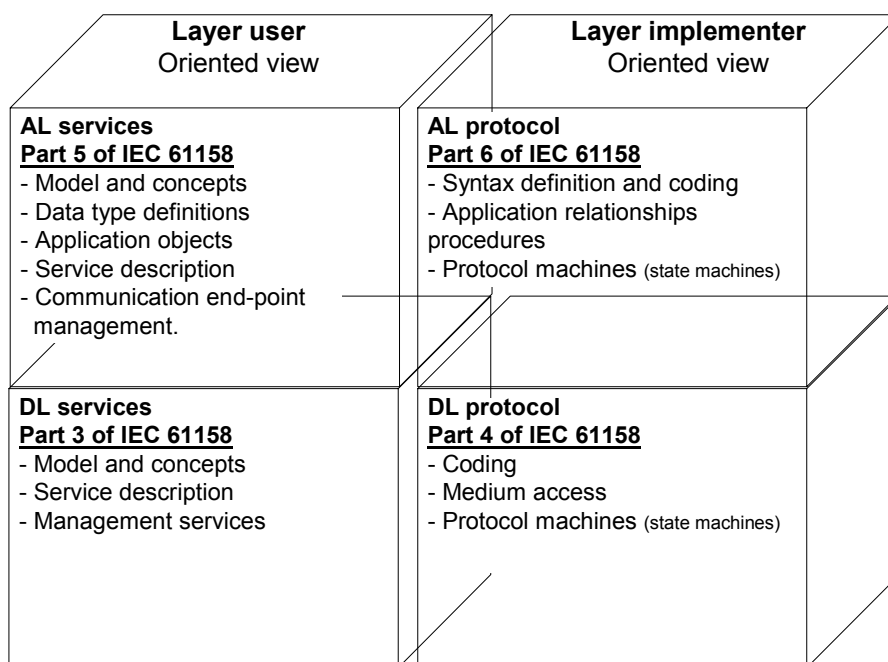


Figure 2 – Concept of DL/AL to separate service and protocol parts

The application layer structure is as follows:

- the "what" is described by application layer service elements (ASE); and
- the "how" is described by application layer relationships (AR).

The data-link layer structure is as follows:

- the "what" is described by data-link layer services and models; and
- the "how" is described by data-link layer protocol machines and medium access principles.

The physical layer is structured similarly, but, because its services are readily described, they occur in the same specification (IEC 61158-2) as the definitions of the physical protocols:

- the "what" is described by physical layer services and models, and
- the "how" is described by physical layer electromagnetic and mechanical specifications.

6 Mapping onto the OSI Basic Reference Model

6.1 Overview

IEC 61158 protocol types are described using the principles, methodology and model of ISO/IEC 7498. The OSI model provides a layered approach to communications standards, whereby the layers can be developed and modified independently. IEC 61158 specifies functionality from top to bottom of a full OSI stack and, potentially, some functions for the users of the stack. Functions of the intermediate OSI layers, layers 3 through 6, may be consolidated into either the IEC 61158 data-link layer or the IEC 61158 application layer, or may be realized by a separate layer. Likewise, some features common to users of the fieldbus application layer may be provided by the IEC 61158 application layer to simplify user operation.

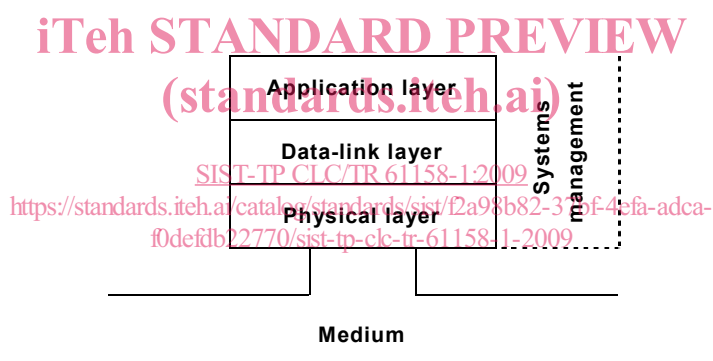
Table 1 shows the OSI layers, their functions, and the equivalent layers in the IEC 61158 basic fieldbus reference model (see Figure 3).

Table 1 – OSI and IEC 61158 layers

OSI layer	Function	IEC 61158 layer
7 Application	Translates demands placed on the communications stack into a form understood by the lower layers and vice versa	Application (IEC 61158-5- tt , IEC 61158-6- tt)
6 Presentation	Converts data to/from standardized network formats	↑
5 Session	Creates and manages dialogue among lower layers	↑
4 Transport	Provides transparent reliable data transfer (end-to-end transfer across a network which may include multiple links)	↓ or ↑
3 Network	Performs message routing	↓ or ↑
2 Data-link	Controls access to the communication medium. Performs error detection, (point-to-point transfer on a link)	Data-link (IEC 61158-3- tt , IEC 61158-4- tt)
1 Physical	Encodes/decodes signals for transmission/reception in a form appropriate to the communications medium. Specifies communication media characteristics	Physical (IEC 61158-2)

-**tt** is a placeholder for the part numbers representing types.

NOTE ↓ and ↑ indicate that the functionality of this layer, when present, may be included in the fieldbus layer that is nearest in the direction of the arrow. Thus network and transport functionality may be included in either the data-link or application layers, while session and presentation functionality may be included in the application layer but not in the data-link layer.

**Figure 3 – Basic fieldbus reference model**

6.2 Physical layer service and protocol

This technical report comprises physical layer specifications corresponding to many of the different DL-Layer protocol types specified in IEC 61158-4-1 to IEC 61158-4-19.

NOTE 1 The protocol type numbers used are consistent throughout the IEC 61158 series.

NOTE 2 Some specifications for types 1, 2, 3, 4, 8, 12, 16 and 18 are included. Some of these types also use ISO/IEC 8802-3. Type 7 uses Type 1 specifications. The other types do not use any of the specifications given in this report.

NOTE 3 For ease of reference, type numbers are given in clause names. This means that the specification given therein applies to this type but does not exclude its use for other types.

NOTE 4 It is up to the user of this report to select interoperating sets of provisions. Refer to the IEC 61784 series for standardized communication profiles based on the IEC 61158 series.

A general model of the physical layer is shown in Figure 4.

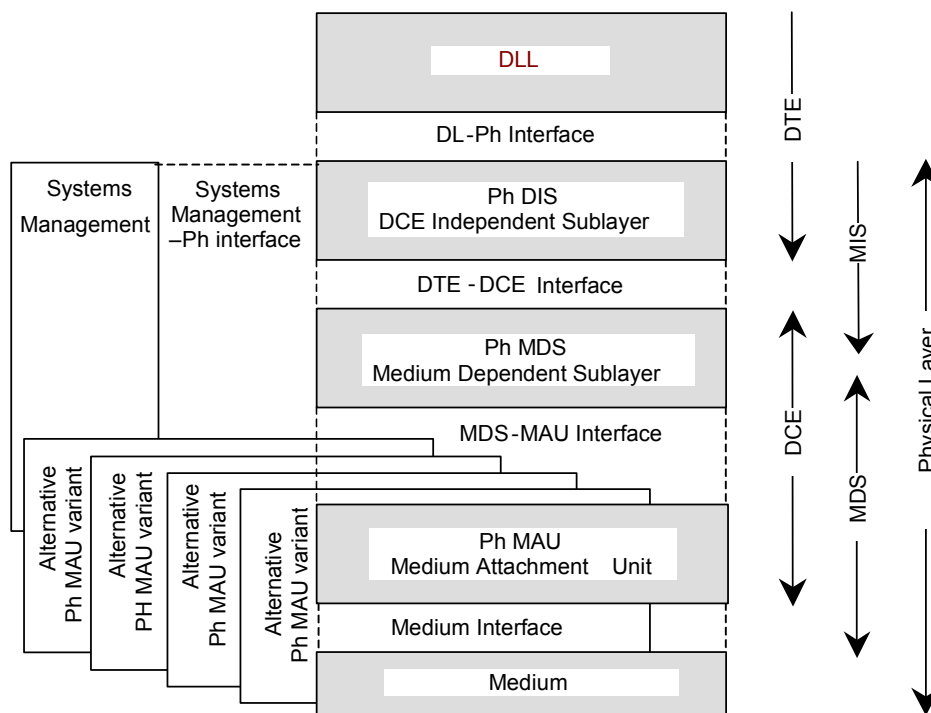


Figure 4 – General model of physical layer

NOTE 5 The protocol types use a subset of the structure elements.

NOTE 6 Since Type 8 uses a more complex DIS than the other types, it uses the term MIS to differentiate.

The common characteristics for all variants and types are as follows:

- digital data transmission;
- no separate clock transmission;
- either half-duplex communication (bi-directional but in only one direction at a time) or full-duplex communication

6.3 Data-link layer service

The data-link service is provided by the data-link protocol making use of the services available from the physical layer. This and related parts of the IEC 61158 series defines the data-link service characteristics that the immediately higher-level protocol may exploit. The relationship between the international standards for fieldbus data-link service, fieldbus data-link protocol, fieldbus application protocol and systems management is illustrated in Figure 5.

NOTE Systems management, as used in the IEC 61158 series, is a local mechanism for managing the layer protocols

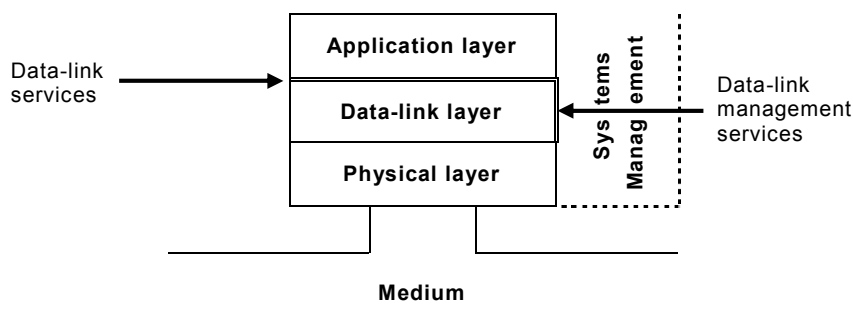


Figure 5 – Relationship of the IEC 61158-3 and IEC 61158-4 series to other fieldbus layers and to users of the fieldbus data-link service